



**A**

ALFA ROMEO										
33 1.3	1983-90	305.02	1351	OHC	200x20.6x24	QKT801AF	Q90204	C1133AF	CCT138	
33 1.3 i.e.	8/89-94	305.87	1351	OHC	200x20.6x24	QKT801AF	Q90204	C1133AF	CCT138	
33 1.5	1983-87	301.46	1490	OHC	200x20.6x24	QKT801AF	Q90204	C1133AF	CCT138	
33 1.5 4x4	7/84-87	301.46	1490	OHC	200x20.6x24	QKT801AF	Q90204	C1133AF	CCT138	
33 1.5 Cloverleaf	6/83-87	301.46	1490	OHC	200x20.6x24	QKT801AF	Q90204	C1133AF	CCT138	
33 1.5 Green Cloverleaf	7/84-87	301.46	1490	OHC	200x20.6x24	QKT801AF	Q90204	C1133AF	CCT138	
33 1.5 i.e.	1990-94	307.50	1490	OHC	200x20.6x24	QKT801AF	Q90204	C1133AF	CCT138	
33 1.5 Ti	1983-90	305.04	1490	OHC	200x20.6x24	QKT801AF	Q90204	C1133AF	CCT138	
33 1.7 Green Cloverleaf	10/86-90	305.50	1712	OHC	200x20.6x24	QKT801AF	Q90204	C1133AF	CCT138	
33 1.7 i.e. 16V	1989-94	307.47	1712	DOHC	200x20.6x24	QKT1283AF	Q90713	C1681AF	CCT138	
33 1.7 i.e. Sport, 4x4	10/86-94	305.50	1712	OHC	200x20.6x24	QKT801AF	Q90204	C1133AF	CCT138	
33 1.8 TD	10/86-12/91	VM82A	1779	OHV	200x20.5x24	QKT1153AF	Q15080	C5185AF	CCT138	
75 1.6	1985-89	061.00	1570	DOHC	200x21.75x19	QKT805AF	Q15063	C5064AF	CCT296	
75 1.8	1985-92	062.02	1779	DOHC	215x22x19	QKT311AF	-	-	CCT296	
75 1.8 i.e.	8/89-92	61.201,202	1779	DOHC	215x22x19	QKT311AF	-	-	CCT296	
75 1.8 Turbo i.e.	5/86-92	061.34	1779	DOHC	215x22x19	QKT2216AF <sup>13</sup>	-	-	-	
75 2.0	1985-90	062.12	1962	DOHC	215x22x19	QKT311AF	-	-	CCT296	
75 2.0i TS	1987-92	062.24	1962	DOHC	215x22x19	QKT311AF	-	-	CCT296	
75 2.0 TD	1985-92	VM80A	1995	OHV	215x22x19	QKT311AF	-	-	CCT296	
75 2.5 i.e.	5/86-88	061.46	2492	V6	215x22x19	QKT2216AF <sup>13</sup>	-	-	-	
75 3.0 i.e.	2/87-92	061.20	2959	V6	215x22x19	QKT2216AF <sup>13</sup>	-	-	-	
90 1.8	10/84-87	062.02	1779	DOHC	215x22x19	QKT311AF	-	-	CCT296	
90 2.0	10/84-87	062.12	1962	DOHC	215x22x19	QKT311AF	-	-	CCT296	
90 2.0i	10/84-87	062.15	1962	DOHC	215x22x19	QKT311AF	-	-	CCT296	
90 2.5 i.e.	1985-87	016.46	2492	V6	215x22x19	QKT2216AF <sup>13</sup>	-	-	-	
145 1.4 i.e.	9/94-12/96	335.01	1351	OHC	200x20.6x24	QKT1283AF	Q90713	C1681AF	CCT138	
145 1.4i 16V TS (C510 )	12/96-98	335.03	1370	DOHC	215x23x20	QKT1154AF	Q90050	C5186AF	CCT407	
145 1.4i 16V TS (C513 )	1997-2000	335.03	1370	DOHC	-	-	-	-	CCT336	
145 1.6 i.e.	9/94-12/96	332.01	1596	OHC	200x20.6x24	QKT1283AF	Q90713	C1681AF	CCT138	
145 1.6i 16V TS	12/96-2000	676.01	1598	DOHC	215x23x20	QKT1154AF	Q90050	C5186AF	CCT407	
145 1.7 i.e.16V	9/94-12/96	334.01	1712	DOHC	200x20.6x24	QKT1284AF	Q90714	C1681AF	CCT138	
145 1.8i 16V TS	12/96-2000	671.06	1747	DOHC	215x23x20	QKT1154AF	Q90050	C5186AF	CCT407	
145 1.9 TD	9/94-2/99	336.01,675.01	1929	OHC	215x23x20	QKT1098AF	Q90175	C1036AF	CCT407	
145 2.0i 16V TS	10/95-2000	672.04	1995	DOHC	230x20.1x20	QKT1287AF	-	C1680AF	CCT407	
146 1.4 i.e.	5/95-12/96	335.01	1351	OHC	200x20.6x24	QKT1283AF	Q90713	C1681AF	CCT138	
146 1.4i 16V TS (C510 )	12/96-98	335.03	1370	DOHC	215x23x20	QKT1154AF	Q90050	C5186AF	CCT407	
146 1.4i 16V TS (C513 )	1997-2000	335.03	1370	DOHC	-	-	-	-	CCT336	
146 1.6 i.e.	5/95-12/96	335.01	1596	OHC	200x20.6x24	QKT1283AF	Q90713	C1681AF	CCT138	
146 1.6i 16V TS	12/96-2000	676.01	1598	DOHC	215x23x20	QKT1154AF	Q90050	C5186AF	CCT407	
146 1.7 i.e.16V	5/95-12/96	334.01	1712	DOHC	200x20.6x24	QKT1284AF	Q90714	C1681AF	CCT138	
146 1.8i 16V TS	12/96-2000	671.06	1747	DOHC	215x23x20	QKT1154AF	Q90050	C5186AF	CCT407	
146 1.9 TD	5/95-2/99	336.01,675.01	1929	OHC	215x23x20	QKT1098AF	Q90175	C1036AF	CCT407	
146 2.0i 16V TS	10/95-2000	672.04	1995	DOHC	230x20.1x20	QKT1287AF	-	C1680AF	CCT407	
147 1.6i 16V TS	10/2000-	372.03,321.04	1598	DOHC	215x x20	QKT2052AF <sup>12</sup>	-	-	-	
147 2.0i 16V TS	10/2000-	323.10	1970	DOHC	230x x20	QKT2086AF <sup>12</sup>	-	-	-	
155 1.6i 16V TS	5/96-97	676.01	1598	DOHC	-	-	-	-	CCT407	
155 1.7 i.e.TS	4/93-3/96	671.05	1748	DOHC	215x23x20	QKT1154AF	Q90050	C5186AF	CCT407	
155 1.7i 16V TS	4/96-97	671.06	1747	DOHC	-	-	-	-	CCT407	
155 1.8 i.e.TS	3/92-3/96	671.02	1773	DOHC	215x23x20	QKT1154AF	Q90050	C5186AF	CCT407	
155 1.9 TD	4/92-97	675.01	1929	OHC	215x23x20	QKT1098AF	Q90175	C1036AF	CCT407	
155 2.0 i.e.Turbo 16V 4x4	4/92-96	672.03	1995	DOHC	235x23.7x20	QKT1237AF <sup>13</sup>	-	-	-	
155 2.0 i.e.TS	3/92-3/95	672.02	1995	DOHC	215x23x20	QKT1154AF	Q90050	C5186AF	CCT407	
155 2.0i 16V TS	3/95-97	672.04,672.99	1970	DOHC	230x20.1x20	QKT1287AF	-	C1680AF	CCT407	
155 2.5 TD	4/93-97	VM07B,VM31B	2499	OHC	230x23x20	QKT894AF	Q15081	C5121AF	CCT336	
155 2.5 i.e.	3/92-97	673.01	2492	V6	228x23x20	QKT1238AF <sup>13</sup>	-	-	-	
156 1.6i 16V TS	11/97-	676.01	1598	DOHC	215x x20	QKT2052AF <sup>12</sup>	-	-	-	
156 1.8i 16V TS	11/97-	322.01	1747	DOHC	215x x20	QKT2052AF <sup>12</sup>	-	-	-	
156 1.9 JTD	11/97-	323.02	1910	OHC	235x x20	QKT2077AF <sup>13</sup>	-	-	-	
156 2.0i 16V TS	11/97-	323.01	1970	DOHC	230x x20	QKT2086AF <sup>12</sup>	-	-	-	
156 2.4 JTD	11/97-	325.01	2387	OHC	235x x20	QKT2117AF <sup>13</sup>	-	-	-	
156 2.5i 24V	11/97-	324.01	2492	V6	235x x20	QKT1752AF <sup>13</sup>	-	-	-	
164 2.0 i.e.TS	7/87-10/92	064.20,064.16	1962	DOHC	215x23x20	QKT1155AF	Q90050	C5186AF	CCT336	
164 2.0 i.e.TS	10/92-97	641.03	1995	DOHC	215x23x20	QKT1155AF	Q90050	C5186AF	CCT336	
164 2.0 i.e Turbo	2/88-10/92	064.76	1995	DOHC	230x23x20	QKT894AF	Q15081	C5121AF	CCT336	
164 2.0 i.e V6 Turbo	10/90-10/92	641.01	1996	V6	228x23.1x20	QKT1226AF <sup>13</sup>	-	-	-	
164 2.0 i.e.V6 Turbo	10/92-97	641.02	1996	V6	235x23.7x20	QKT1237AF <sup>13</sup>	-	-	-	
164 2.5 TD (-ch.6456484)	9/87-10/89	VM84A	2498	OHV	230x23x20	QKT894AF	Q15081	C5121AF	CCT336	
164 2.5 TD (ch.6456485-)	10/89-9/92	VM84A	2498	OHV	228x23.1x20	QKT1226AF <sup>13</sup>	-	-	-	
164 2.5 TD	9/92-97	VM08B	2498	OHV	235x23.7x20	QKT1237AF <sup>13</sup>	-	-	-	
164 3.0 i.e. V6	7/87-8/92	064.10,064.12,	2959	V6	230x23x20	QKT894AF	Q15081	C5121AF	CCT336	
164 3.0 i.e. V6 24V	9/92-97	663.01	2959	V6	235x23.7x20	QKT1237AF <sup>13</sup>	-	-	-	
164 3.0 i.e.V6 24V 4x4	9/92-97	643.04	2959	V6	235x23.7x20	QKT1237AF <sup>13</sup>	-	-	-	

12 2-in-1 Kit (Cover & Plate) - Kit de 2 pieces (Mécanisme & Disque) - Satz enthält nur Automat und Scheibe  
 13 Kit only - Vendu seulement en kit - Nur als Satz Verfügbar  
 Gearbox - Boîte de vitesse - Getriebe



CC



A

## ... ALFA ROMEO

166 2.0i 16V TS	8/98-	341.03	1970	DOHC	235x x20	QKT2125AF <sup>13</sup>	-	-	-
166 2.0i Turbo	8/98-	341.02	1997	V6	235x x20	QKT2123AF <sup>13</sup>	-	-	-
166 2.5i 24V	8/98-	342.01	2492	V6	235x x20	QKT2117AF <sup>13</sup>	-	-	-
166 3.0i 24V	8/98-	343.01	2959	V6	235x x20	QKT2123AF <sup>13</sup>	-	-	-
1750 1.7	1968-72	105.25	1750	DOHC	215x25.4x10	QKT804AF	Q15061	C5003AF	CCT702
2000 2.0	1971-78	105.20	1962	DOHC	215x25.4x10	QKT804AF	Q15061	C5003AF	CCT702
Alfasud 1.2	6/71-84	301.04	1186	OHC	200x20.6x24	QKT801AF	Q90204	C1133AF	CCT138
Alfasud 1.3	9/76-80	301.84	1286	OHC	200x20.6x24	QKT801AF	Q90204	C1133AF	CCT138
Alfasud 1.3	4/78-84	301.68	1351	OHC	200x20.6x24	QKT801AF	Q90204	C1133AF	CCT138
Alfasud 1.3 Sprint	9/76-79	301.84	1286	OHC	200x20.6x24	QKT801AF	Q90204	C1133AF	CCT138
Alfasud 1.3 Sprint Veloce	8/78-87	301.68	1351	OHC	200x20.6x24	QKT801AF	Q90204	C1133AF	CCT138
Alfasud 1.3 Ti	9/76-79	301.84	1286	OHC	200x20.6x24	QKT801AF	Q90204	C1133AF	CCT138
Alfasud 1.5 Cloverleaf	9/81-85	301.46	1498	OHC	200x20.6x24	QKT801AF	Q90204	C1133AF	CCT138
Alfasud 1.5 Sprint	11/77-84	301.24,301.98	1498	OHC	200x20.6x24	QKT801AF	Q90204	C1133AF	CCT138
Alfasud 1.5 Sprint Veloce	7/79-88	301.28	1498	OHC	200x20.6x24	QKT801AF	Q90204	C1133AF	CCT138
Alfasud 1.5 Super	9/77-84	301.46	1498	OHC	200x20.6x24	QKT801AF	Q90204	C1133AF	CCT138
Alfasud 1.5 Ti	9/77-84	301.26	1498	OHC	200x20.6x24	QKT801AF	Q90204	C1133AF	CCT138
Alfasud 1.7 Sprint,Sprint Veloce	4/88-91	305.50	1712	OHC	200x20.6x24	QKT801AF	Q90204	C1133AF	CCT138
Alfetta 1.6	1983-85	016.00	1570	DOHC	200x21.75x19	QKT805AF	Q15063	C5064AF	CCT296
Alfetta 1.6 GT	1976-85	016.00	1570	DOHC	215x22x19	QKT311AF	-	-	CCT296
Alfetta 1.8	1972-84	016.08	1779	DOHC	215x22x19	QKT311AF	-	-	CCT296
Alfetta 2.0	1977-84	016.23	1962	DOHC	215x22x19	QKT311AF	-	-	CCT296
Alfetta 2.0 GTV	1976-87	016.55	1962	DOHC	215x22x19	QKT311AF	-	-	CCT296
Alfetta 2.0 TD	1979-84	VM488	1995	OHV	215x22x19	QKT311AF	-	-	CCT296
Alfetta 2.4 TD	1983-85	VM492	2393	OHV	215x22x19	QKT311AF	-	-	CCT296
Arna 1.2	1984-86	305.02	1186	OHC	200x20.6x24	QKT801AF	Q90204	C1133AF	CCT138
Arna 1.3	1984-86	310.10,301.68	1351	OHC	200x20.6x24	QKT801AF	Q90204	C1133AF	CCT138
GTV 1.8i 16V TS	9/97-	322.01	1747	DOHC	-	-	-	-	CCT407
GTV 2.0i 16V TS	3/95-	162.01	1970	DOHC	230x20.1x20	QKT1287AF	-	C1680AF	CCT407
GTV 2.0i Turbo	3/95-98	162.02	1997	V6	235x23.1x20	QKT1467AF	-	-	CCT336
GTV 3.0i 24V	12/96-	161.02	2959	V6	235x x20	QKT2115AF <sup>13</sup>	-	-	-
Giulietta 1.6	10/77-86	016.00	1570	DOHC	200x21.75x19	QKT805AF	Q15063	C5064AF	CCT296
Giulietta 1.8	10/77-86	016.78	1779	DOHC	215x22x19	QKT311AF	-	-	CCT296
Giulietta 2.0	10/77-86	016.23	1962	DOHC	215x22x19	QKT311AF	-	-	CCT296
Giulietta 2.0 TD	1983-86	VM4HT2	1995	OHV	215x22x19	QKT311AF	-	-	CCT296
Spider 1.3 Junior	1968-78	005.30	1290	OHC	215x25.4x10	QKT804AF	Q15061	C5003AF	CCT702
Spider 1.6	1971-94	005.26	1570	DOHC	215x25.4x10	QKT804AF	Q15061	C5003AF	CCT702
Spider 2.0	1971-90	005.12,005.15	1962	DOHC	215x25.4x10	QKT804AF	Q15061	C5003AF	CCT702
Spider 2.0	7/86-93	015.44/88/90	1962	DOHC	215x25.4x10	QKT804AF	Q15061	C5003AF	CCT702
Spider 2.0i 16V TS	3/95-	AR162.01	1970	DOHC	230x20.1x20	QKT1287AF	-	C1680AF	CCT407
Spider 3.0i	3/95-	161.01	2959	V6	235x23.1x20	QKT1467AF	-	-	CCT336

## ASIA

Rocsta 1.8 4x4	6/94-98	F8	1789	OHC	225x24x22	QKT312AF	Q90205	C1011AF	CCT295
Rocsta 2.2 D 4x4	6/94-98	R2	2184	OHC	225x24x22	QKT312AF	Q90205	C1011AF	CCT295

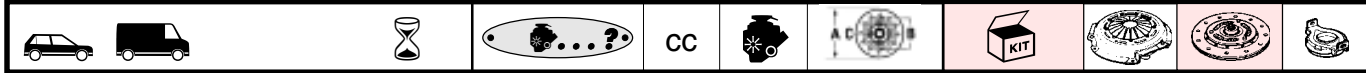
## AUDI

50 1.1	8/74-78	HC	1093	OHC	180x20.5x24	QKT138AF	Q90055	C864AF	CCT164
80 1.3	5/72-78	ZA (40kW)	1296	OHC	190x20x24	QKT156AF	Q90048	C972AF	CCT186
80 1.3	5/72-78	ZF (44kW)	1296	OHC	190x20x24	QKT156AF	Q90048	C972AF	CCT186
80 1.3	9/78-7/81	FY (40kW)	1272	OHC	190x20x24	QKT183AF	Q90171	C972AF	CCT186
80 1.3	9/78-7/81	FZ (44kW)	1272	OHC	190x20x24	QKT183AF	Q90171	C972AF	CCT186
80 1.3	8/81-8/86	EP (44kW)	1296	OHC	190x20x24	QKT156AF	Q90048	C972AF	CCT186
80 1.3 Y	8/81-8/86	EP (44kW)	1296	OHC	200x20x24	QKT211AF	Q90048	C939AF	CCT186
80 1.4	4/87-92	SE (48kW)	1400	OHC	210x24.3x23	QKT1051AF	Q90677	C1205AF	CCT529
80 1.5	5/72-75	ZB,YJ (55kW)	1471	OHC	190x20x24	QKT156AF	Q90048	C972AF	CCT186
80 1.5	5/72-75	ZC (63kW)	1471	OHC	190x20x24	QKT156AF	Q90048	C972AF	CCT186
80 1.6	9/75-7/79	YT (51kW)	1588	OHC	190x20x24	QKT156AF	Q90048	C972AF	CCT186
80 1.6	9/75-7/81	YN (55kW)	1588	OHC	190x20x24	QKT156AF	Q90048	C972AF	CCT186
80 1.6	9/75-83	YP (63kW)	1588	OHC	190x20x24	QKT156AF	Q90048	C972AF	CCT186
80 1.6 Y	9/75-83	YN,YP	1588	OHC	200x20x24	QKT211AF	Q90048	C939AF	CCT186
80 1.6	1976-8/79	FS (53kW)	1588	OHC	190x20x24	QKT156AF	Q90048	C972AF	CCT186
80 1.6	1979-81	YY (51kW)	1588	OHC	190x20x24	QKT156AF	Q90048	C972AF	CCT186
80 1.6	1979-82	WP (48kW)	1588	OHC	190x20x24	QKT156AF	Q90048	C972AF	CCT186
80 1.6	1979-84	WY,SA (55kW)	1588	OHC	190x20x24	QKT156AF	Q90048	C972AF	CCT186
80 1.6	8/81-7/83	WV (55kW)	1588	OHC	190x20x24	QKT156AF	Q90048	C972AF	CCT186
80 1.6	8/81-7/86	DTA,WVA (55kW)	1595	OHC	190x20x24	QKT156AF	Q90048	C972AF	CCT186

12 2-in-1 Kit (Cover &amp; Plate) - Kit de 2 pieces (Mécanisme &amp; Disque) - Satz enthält nur Automat und Scheibe

13 Kit only - Vendu seulement en kit - Nur als Satz Verfügbar

Y Heavy Duty Version - Version Renforcée - Verstärkte Ausführung



**... AUDI**

80 1.6	8/83-7/86	DT,JU (55kW)	1595	OHC	190x20x24	QKT156AF	Q90048	C972AF	CCT186
80 1.6	8/86-91	RN (55kW)	1595	OHC	210x24.3x23	QKT1051AF	Q90677	C1205AF	CCT529
80 1.6	8/86-10/91	PP,RNA (51kW)	1595	OHC	210x24.3x23	QKT1051AF	Q90677	C1205AF	CCT529
80 1.6i	9/73-8/78	XX,YS (81kW)	1588	OHC	200x20x24	QKT211AF	Q90048	C939AF	CCT186
80 1.6i	9/75-8/80	YG,YH,YK (61kW)	1588	OHC	200x20x24	QKT211AF	Q90048	C939AF	CCT186
80 1.6i	1/79-7/82	YZ (81kW)	1588	OHC	200x20x24	QKT211AF	Q90048	C939AF	CCT186
80 1.6i	8/90-10/91	ABB (73kW)	1595	OHC	210x24.3x23	QKT1051AF	Q90677	C1205AF	CCT529
80 1.6i	10/91-5/93	ABB (75kW)	1595	OHC	210x24.3x23	QKT796AF	Q90676	C1197AF	CCT529
80 1.6i	1992-94	ABM (52kW)	1595	OHC	210x24.3x23	QKT796AF	Q90676	C1197AF	CCT529
80 1.6i	6/93-96	ADA (74kW)	1595	OHC	210x24.3x23	QKT796AF	Q90676	C1197AF	CCT529
80 1.6 D	8/80-7/82	CR (40kW)	1588	OHC	190x20x24	QKT156AF	Q90048	C972AF	CCT186
80 1.6 D	8/82-1/87	JK (40kW)	1588	OHC	190x20x24	QKT156AF	Q90048	C972AF	CCT186
80 1.6 D Y	8/82-1/87	JK (40kW)	1588	OHC	200x20x24	QKT211AF	Q90048	C939AF	CCT186
80 1.6 D	2/87-89	JK (40kW)	1588	OHC	210x24.3x23	QKT1050AF	Q90677	C1202AF	CCT529
80 1.6 TD	2/82-3/88	CY (51kW)	1588	OHC	200x20x24	QKT211AF	Q90048	C939AF	CCT186
80 1.6 TD Y	2/82-3/88	CY (51kW)	1588	OHC	210x20x24	QKT303AF	Q90157	C914AF	CCT186
80 1.6 TD	4/88-10/91	RA,SB (59kW)	1588	OHC	210x24.3x23	QKT1050AF	Q90677	C1202AF	CCT529
80 1.7	8/80-7/83	WT (57kW)	1715	OHC	200x20x24	QKT211AF	Q90048	C939AF	CCT186
80 1.8	1/83-8/86	DS,JN,JV (66kW)	1781	OHC	210x20x24	QKT303AF	Q90157	C914AF	CCT186
80 1.8	9/86-1/90	RU (55kW)	1781	OHC	210x24.3x23	QKT1051AF	Q90677	C1205AF	CCT529
80 1.8	9/86-10/91	JN,J,NE,PM,SF(66kW)	1781	OHC	210x24.3x23	QKT1051AF	Q90677	C1205AF	CCT529
80 1.8i	1/83-8/86	DZ,MU (82kW)	1781	OHC	210x20x24	QKT303AF	Q90157	C914AF	CCT186
80 1.8i	8/85-8/86	PV (81kW)	1781	OHC	210x20x24	QKT303AF	Q90157	C914AF	CCT186
80 1.8i	9/86-10/91	DZ (82kW)	1781	OHC	210x24.3x23	QKT1051AF	Q90677	C1205AF	CCT529
80 1.9	8/81-7/83	WN (85kW)	1921	OHC	215x20.5x24	QKT210AF	Q90052	C915AF	CCT186
80 1.9i	8/86-89	SD (83kW)	1857	OHC	210x24.3x23	QKT1051AF	Q90677	C1205AF	CCT529
80 1.9 D	8/89-10/91	1Y (48kW)	1896	OHC	210x24.3x23	QKT1052AF	Q90677	C1208AF	CCT529
80 1.9 TD	9/91-96	AAZ (55kW)	1896	OHC	210x24.3x23	QKT796AF	Q90676	C1197AF	CCT529
80 1.9 TDi	9/91-96	1Z (66kW)	1896	OHC	228x24.3x23	QKT1054AF	Q90678	C1218AF	CCT529
80 2.0i (5 cyl.)	8/83-9/84	HP,JS (85kW)	1994	OHC	215x20.5x24	QKT210AF	Q90052	C915AF	CCT186
80 2.0i (5 cyl.)	2/86-3/87	SK (83kW)	1994	OHC	215x20.5x24	QKT210AF	Q90052	C915AF	CCT186
80 2.0i	8/88-10/90	3A (83kW)	1984	OHC	228x24.3x23	QKT1055AF	Q90678	C1220AF	CCT529
80 2.0i	8/90-10/91	AAZ (85kW)	1984	OHC	228x24.3x23	QKT1055AF	Q90678	C1220AF	CCT529
80 2.0i	9/91-96	ABK (85kW)	1984	OHC	228x24.3x23	QKT1055AF	Q90678	C1220AF	CCT529
80 2.0i	9/91-96	ABT (86kW)	1984	OHC	210x24.3x23	QKT796AF	Q90676	C1197AF	CCT529
80 2.0i 16V	1990-96	6A,ACE (103kW)	1984	DOHC	228x24.3x23	QKT1055AF	Q90678	C1220AF	CCT529
80 2.2	8/80-8/83	WE (85kW)	2144	OHC	215x20.5x24	QKT210AF	Q90052	C915AF	CCT186
80 2.3i	9/91-11/94	NG (98kW)	2309	OHC	228x24.3x23	QKT1058AF	-	C1221AF	CCT529
80 2.6i V6	7/92-96	ABC,ACZ (110kW)	2598	V6	240x24.3x23	QKT1060AF	-	-	CCT529
80 2.8i V6	9/91-96	AAH (128kW)	2771	V6	240x24.3x23	QKT1060AF	-	-	CCT529
80 Quattro 1.8	8/84-8/86	JN,JV,NE (66kW)	1781	OHC	228x20.4x24	QKT1341AF	-	-	CCT186
80 Quattro 1.8	9/86-9/91	JN,NE,PM,SF(66kW)	1781	OHC	228x24.3x23	QKT1055AF	Q90678	C1220AF	CCT529
80 Quattro 1.8i	9/86-92	DZ (82kW)	1781	OHC	228x24.3x23	QKT1055AF	Q90678	C1220AF	CCT529
80 Quattro 1.9i	9/86-7/88	SD (83kW)	1921	OHC	228x24.3x23	QKT1055AF	Q90678	C1220AF	CCT529
80 Quattro 2.0	8/83-84	JS (85kW)	1994	OHC	228x20.5x24	QKT305AF	Q90165	C1007AF	CCT186
80 Quattro 2.0i	8/88-9/91	3A,AAZ (85kW)	1984	OHC	228x24.3x23	QKT1055AF	Q90678	C1220AF	CCT529
80 Quattro 2.0i	9/91-94	ABK (85kW)	1984	OHC	228x24.3x23	QKT1055AF	Q90678	C1220AF	CCT529
80 Quattro 2.0i 16V	3/90-96	6A,ACE (103kW)	1984	DOHC	228x24.3x23	QKT1055AF	Q90678	C1220AF	CCT529
80 Quattro 2.2	8/82-7/84	KL (96kW)	2144	OHC	228x20.5x24	QKT305AF	Q90165	C1007AF	CCT186
80 Quattro 2.2 (008008)	8/82-7/84	KK (100kW)	2144	OHC	215x20.5x24	QKT210AF	Q90052	C915AF	CCT186
80 Quattro 2.2 (008009-)	8/82-7/84	KK (100kW)	2144	OHC	228x20.5x24	QKT305AF	Q90165	C1007AF	CCT186
80 Quattro 2.2i S2 Turbo	2/93-96	ABY (169kW)	2226	DOHC	240x24.3x23	QKT2075AF	-	-	CCT529
80 Quattro 2.2i RS2 Turbo	3/94-95	ADU (232kW)	2226	DOHC	240x24.3x23	QKT2075AF	-	-	CCT529
80 Quattro 2.3i	9/91-94	NG (98kW)	2309	OHC	228x24.3x23	QKT1058AF	-	C1221AF	CCT529
80 Quattro 2.6i V6	7/92-96	ABC (110kW)	2598	V6	240x24.2x23	QKT1060AF	-	-	CCT529
80 Quattro 2.8i V6	9/91-96	AAH (128kW)	2771	V6	240x24.2x23	QKT1060AF	-	-	CCT529
90 1.6 TD	10/84-3/88	CY (51kW)	1588	OHC	200x20x24	QKT211AF	Q90048	C939AF	CCT186
90 1.6 TD	4/88-10/91	RA,SB (59kW)	1588	OHC	210x24.3x23	QKT1050AF	Q90677	C1202AF	CCT529
90 1.8i	9/86-10/91	DZ (82kW)	1781	OHC	210x24.3x23	QKT1051AF	Q90677	C1205AF	CCT529
90 2.0	10/84-87	JL (81kW)	1994	OHC	215x20.5x24	QKT210AF	Q90052	C915AF	CCT186
90 2.0i	10/84-87	HP,JS,SK	1994	OHC	215x20.5x24	QKT210AF	Q90052	C915AF	CCT186
90 2.0i	4/87-10/91	PS (85kW)	1994	OHC	228x24.3x23	QKT1058AF	-	C1221AF	CCT529
90 2.0i 20V	8/88-10/91	NM (118kW)	1994	OHC	240x24.2x23	QKT1059AF	-	-	CCT529
90 2.2i	10/84-3/87	HY,KX,KV (85,101kW)	2226	OHC	228x20.5x24	QKT305AF	Q90165	C1007AF	CCT186
90 2.2i	4/87-10/91	KV (100kW)	2226	OHC	228x24.3x23	QKT1058AF	-	C1221AF	CCT529
90 2.3i	4/87-10/91	NG (98kW)	2309	OHC	228x24.3x23	QKT1058AF	-	C1221AF	CCT529
90 2.3i 20V	8/88-10/91	7A (125kW)	2309	OHC	240x24.2x23	QKT1059AF	-	-	CCT529
90 Quattro 2.0i 20V	1/88-10/91	NM (118kW)	1994	OHC	240x24.2x23	QKT1059AF	-	-	CCT529
90 Quattro 2.2i	8/84-3/87	KV,HY (100kW)	2226	OHC	228x20.5x24	QKT305AF	Q90165	C1007AF	CCT186
90 Quattro 2.2i	8/85-3/87	JT (88kW)	2226	OHC	228x20.5x24	QKT305AF	Q90165	C1007AF	CCT186
90 Quattro 2.2i	4/87-10/91	KV (100kW)	2226	OHC	228x24.3x23	QKT1058AF	-	C1221AF	CCT529
90 Quattro 2.3i	4/87-10/91	NG (100kW)	2309	OHC	228x24.3x23	QKT1058AF	-	C1221AF	CCT529
90 Quattro 2.3i 20V	6/88-10/91	7A (125kW)	2309	OHC	240x24.2x23	QKT1059AF	-	-	CCT529

Y Heavy Duty Version - Version Renforcée - Verstärkte Ausführung

**A**



CC



A

## ... AUDI

100 1.6	8/76-7/82	YV (63kW)	1588	OHC	210x20x24	QKT303AF	Q90157	C914AF	CCT186
100 1.6	2/92-94	ABB (75kW)	1595	OHC	210x24.3x23	QKT796AF	Q90676	C1197AF	CCT529
100 1.8	8/82-12/87	DR,RS (55kW)	1781	OHC	210x20x24	QKT303AF	Q90157	C914AF	CCT186
100 1.8	3/83-12/87	DS,JW,PH,SH (66kW)	1781	OHC	210x20x24	QKT303AF	Q90157	C914AF	CCT186
100 1.8	1/88-12/90	DS,JW,NP,SH,4B (66kW)	1781	OHC	210x24.3x23	QKT1051AF	Q90677	C1205AF	CCT529
100 1.9	8/80-7/84	WH (74kW)	1921	OHC	215x20.5x24	QKT210AF	Q90052	C915AF	CCT186
100 2.0	6/76-7/78	WA (85kW)	1984	OHC	215x20.5x24	QKT210AF	Q90052	C915AF	CCT186
100 2.0	6/76-7/78	WF (77kW)	1984	OHC	215x20.5x24	QKT210AF	Q90052	C915AF	CCT186
100 2.0 (5 cyl.)	8/84-12/87	KP,SL (85kW)	1994	OHC	228x20.5x24	QKT305AF	Q90165	C1007AF	CCT186
100 2.0	12/90-94	AAE (74kW)	1984	OHC	210x24.3x23	QKT796AF	Q90676	C1197AF	CCT529
100 2.0i (5 cyl.)	1/88-11/90	RT (85kW)	1994	OHC	228x24.3x23	QKT1058AF	-	C1221AF	CCT529
100 2.0i 8V	12/90-5/94	AA,ABK (85kW)	1986	OHC	228x24.3x23	QKT1055AF	Q90678	C1220AF	CCT529
100 2.0i 16V	2/92-5/94	ACE (101kW)	1986	DOHC	228x24.3x23	QKT1055AF	Q90678	C1220AF	CCT529
100 2.0 D	10/78-12/87	CN (51kW)	1986	OHC	215x20.5x24	QKT304AF	Q90165	C915AF	CCT186
100 2.0 D	1/88-89	CN (51kW)	1986	OHC	215x20.5x24	QKT1096AF	Q90165	C915AF	CCT529
100 2.0 D (Taxi)	1/88-89	CN (51kW)	1986	OHC	215x20.5x24	QKT304AF	Q90165	C915AF	CCT186
100 2.0 TD	8/82-12/87	DE (66kW)	1986	OHC	228x20.5x24	QKT305AF	Q90165	C1007AF	CCT186
100 2.0 TD	1/88-12/90	NC (75kW)	1986	OHC	228x20.5x24	QKT1743AF	Q90165	C1007AF	CCT529
100 2.0 TD (Taxi)	1/88-12/90	NC (75kW)	1986	OHC	228x20.5x24	QKT305AF	Q90165	C1007AF	CCT186
100 2.2i	3/77-7/79	WB,WE (85kW)	2144	OHC	228x20.5x24	QKT305AF	Q90165	C1007AF	CCT186
100 2.2i	8/79-7/84	WB,WE (85kW)	2144	OHC	215x20.5x24	QKT304AF	Q90165	C915AF	CCT186
100 2.2i	3/77-7/84	WC,WG (100kW)	2144	OHC	228x20.5x24	QKT305AF	Q90165	C1007AF	CCT186
100 2.2i	8/82-7/84	WU (77kW)	2144	OHC	228x20.5x24	QKT305AF	Q90165	C1007AF	CCT186
100 2.2i	8/82-8/84	KF (96kW)	2226	OHC	228x20.5x24	QKT305AF	Q90165	C1007AF	CCT186
100 2.2i	8/84-9/86	KZ (85kW)	2226	OHC	228x20.5x24	QKT305AF	Q90165	C1007AF	CCT186
100 2.2i	8/84-12/87	KU,HX (101kW)	2226	OHC	228x20.5x24	QKT305AF	Q90165	C1007AF	CCT186
100 2.2i	1/88-9/90	KU (101kW)	2226	OHC	228x24.3x23	QKT1058AF	-	C1221AF	CCT529
100 2.2i Turbo (-ch.44J040000)	8/86-12/87	MC (121kW)	2226	OHC	240x20.4x24	QKT3492AF	-	-	CCT186
100 2.2i Turbo (ch.44J040001-)	8/86-12/87	MC (121kW)	2226	OHC	-	-	-	-	CCT186
100 2.2i Turbo	1/88-12/90	MC (121kW)	2226	OHC	240x20.4x24	QKT3331AF	-	-	CCT529
100 2.3i	8/86-12/87	NF (100kW)	2309	OHC	228x20.5x24	QKT305AF	Q90165	C1007AF	CCT186
100 2.3i	1/88-11/90	NF (100kW)	2309	OHC	228x24.3x23	QKT1058AF	-	C1221AF	CCT529
100 2.3i	12/90-5/94	AAR (98kW)	2309	OHC	228x24.3x23	QKT1058AF	-	C1221AF	CCT529
100 2.4 D	8/89-3/91	3D (60kW)	2370	OHC	215x20.4x24	QKT1307AF	Q90165	-	CCT529
100 2.4 D	4/91-5/94	AAS (60kW)	2370	OHC	228x24.2x23	QKT1321AF	-	-	CCT529
100 2.5 TDi	1/90-12/90	1T (88kW)	2460	OHC	240x21x24	QKT1350AF	-	-	CCT529
100 2.5 TDi	6/91-5/94	AAT,ABP (85kW)	2460	OHC	240x24.3x23	QKT1837AF	-	-	CCT529
100 2.6i V6	3/92-5/94	ABC,ACZ (110kW)	2598	V6	240x24.3x23	QKT1060AF	-	-	CCT529
100 2.8i V6 (-ch.4AM100000)	12/90-7/91	AAH (128kW)	2771	V6	240x24.3x23	QKT1837AF	-	-	CCT529
100 2.8i V6 (ch.4AN000001-)	8/91-7/94	AAH (128kW)	2771	V6	240x24.3x23	QKT1060AF	-	-	CCT529
100 Quattro 1.8	10/84-12/87	JW,NP,PH,SH (66kW)	1781	OHC	228x20.4x24	QKT1341AF	-	-	CCT186
100 Quattro 1.8	1/88-11/90	NP,PH,SH,4B (66kW)	1781	OHC	228x24.3x23	QKT1055AF	Q90678	C1220AF	CCT529
100 Quattro 2.0i 8V	12/90-7/92	AAD (85kW)	1984	OHC	228x24.3x23	QKT1055AF	Q90678	C1220AF	CCT529
100 Quattro 2.0i 16V	2/92-7/94	ACE (101kW)	1986	DOHC	228x24.3x23	QKT1055AF	Q90678	C1220AF	CCT529
100 Quattro 2.2i	10/84-12/87	HX,KU (101kW)	2226	OHC	228x20.5x24	QKT305AF	Q90165	C1007AF	CCT186
100 Quattro 2.2i	8/85-12/87	PX (88kW)	2226	OHC	228x20.5x24	QKT305AF	Q90165	C1007AF	CCT186
100 Quattro 2.2i	1/88-11/90	KU (101kW)	2226	OHC	228x24.3x23	QKT1058AF	-	C1221AF	CCT529
100 Quattro 2.2i Turbo	8/85-12/87	MC (121kW)	2226	OHC	240x20.4x24	QKT3492AF	-	-	CCT186
100 Quattro 2.2i Turbo	1/88-11/90	MC (121kW)	2226	OHC	240x20.4x24	QKT3331AF	-	-	CCT529
100 Quattro 2.2i S4 Turbo	8/91-7/94	AAN (169kW)	2226	OHC	240x24.3x23	QKT2076AF	-	-	CCT529
100 Quattro 2.3i	8/86-12/87	NF (100kW)	2309	OHC	228x20.5x24	QKT305AF	Q90165	C1007AF	CCT186
100 Quattro 2.3i	1/88-11/90	NF (100kW)	2309	OHC	228x24.3x23	QKT1058AF	-	C1221AF	CCT529
100 Quattro 2.3i	12/90-7/94	AAR (98kW)	2309	OHC	228x24.3x23	QKT1058AF	-	C1221AF	CCT529
100 Quattro 2.6i V6	4/92-7/94	ABC (110kW)	2598	V6	240x24.3x23	QKT1060AF	-	-	CCT529
100 Quattro 2.8i V6 (-ch.4AM150000)	12/90-7/91	AAH (128kW)	2771	V6	240x24.3x23	QKT1837AF	-	-	CCT529
100 Quattro 2.8i V6 (ch.4AN000001-)	8/91-7/94	AAH (128kW)	2771	V6	240x24.3x23	QKT1060AF	-	-	CCT529
100 Quattro 4.2i V8 S4	10/92-7/94	ABH (206kW)	4172	V8	-	-	-	-	CCT529
200 2.2i	9/79-7/85	WC (100kW)	2144	OHC	228x20.5x24	QKT305AF	Q90165	C1007AF	CCT186
200 2.2i	8/84-7/85	KU (101kW)	2226	OHC	228x20.5x24	QKT305AF	Q90165	C1007AF	CCT186
200 2.2i Turbo	9/79-7/83	KJ,WJ,WS (125kW)	2144	OHC	240x20.4x24	QKT3492AF	-	-	CCT186
200 2.2i Turbo	8/83-1/88	JY,KG (134kW)	2144	OHC	240x20.4x24	QKT3492AF	-	-	CCT186
200 2.2i Turbo (-ch.44J000000)	8/83-1/88	MC (121kW)	2226	OHC	240x20.4x24	QKT3492AF	-	-	CCT186
200 2.2i Turbo (ch.44J000001-)	8/83-1/88	MC (121kW)	2226	OHC	-	-	-	-	CCT186
200 2.2i Turbo	2/88-12/90	MC,1B,2B	2226	OHC	240x20.4x24	QKT3331AF	-	-	CCT529
200 Quattro 2.2i Turbo	11/84-12/87	JY,KG (134kW)	2144	OHC	240x20.4x24	QKT3492AF	-	-	CCT186
200 Quattro 2.2i Turbo	1/85-12/87	MC (121kW)	2226	OHC	240x20.4x24	QKT3492AF	-	-	CCT186
200 Quattro 2.2i Turbo	2/88-11/90	MC,1B	2226	OHC	240x20.4x24	QKT3331AF	-	-	CCT529
200 Quattro 2.3i Turbo 20V	3/89-11/90	3B (162kW)	2309	DOHC	240x20.4x24	QKT3331AF	-	-	CCT529

**A****... AUDI**

A2 1.4 TDi	6/00-	AMF (55kW)	1422	OHC	-	-	-	-	CCT408
A3 1.6i	7/96-	AEH,AKL,APF (74kW)	1596	OHC	210x22.1x28	QKT1488AF	Q90695	-	CCT267
A3 1.8i 20V	7/96-	AGN,APG (92kW)	1781	DOHC	215x22.1x28	QKT1489AF	Q90670	C1732AF	CCT408
A3 1.8i 20V Quattro	8/98-99	AGN (92kW)	1781	DOHC	215x22.1x28	QKT1489AF	Q90670	C1732AF	CCT408
A3 1.8i 20V Turbo	7/96-	AGU,ARZ,AQA (110kW)	1781	DOHC	220x22.2x28	QKT1924AF	-	-	CCT408
A3 1.8i 20V Turbo	8/98-	AJQ,APP (132kW)	1781	DOHC	220x22.2x28	QKT2053AF	-	-	CCT408
A3 1.8i 20V Turbo Quattro	12/96-	AGU (110kW)	1781	DOHC	220x22.2x28	QKT1924AF	-	-	CCT408
A3 1.8i 20V Turbo Quattro	8/98-	AJQ (132kW)	1781	DOHC	240x24.2x23	QKT2107AF <sup>12</sup>	-	-	-
A3 1.8i 20V Turbo Quattro	8/98-	AQA (110kW)	1781	DOHC	240x24.2x23	QKT2107AF <sup>12</sup>	-	-	-
A3 1.9 TDi (● -035000)	7/96-99	AGR (66kW)	1896	OHC	228x22.1x28	QKT1834AF	-	-	CCT408
A3 1.9 TDi (● 035001-)	7/96-99	AGR (66kW)	1896	OHC	220x22.2x28	QKT1928AF	-	-	CCT408
A3 1.9 TDi	3/97-	AHF,ASV (81kW)	1896	OHC	220x22.2x28	QKT1928AF	-	-	CCT408
A3 1.9 TDi	8/97-	ALH (66kW)	1896	OHC	220x22.2x28	QKT1928AF	-	-	CCT408
A4 1.6i (● -170000)	10/94-10/96	ADP (74kW)	1595	OHC	210x24.2x23	QKT1332AF	-	-	CCT529
A4 1.6i (● 170001-)	10/94-10/96	ADP (74kW)	1595	OHC	210x24.2x23	QKT2068AF	-	-	CCT529
A4 1.6i (● -060000)	10/96-	AHL (74kW)	1595	OHC	210x24.2x23	QKT1332AF	Q90669	-	CCT529
A4 1.6i (● 060001-)	10/96-	AHL (74kW)	1595	OHC	210x24.2x23	QKT2068AF	-	-	CCT529
A4 1.6i	8/98-	ARM,ANA (74kW)	1595	OHC	210x24.2x23	QKT2068AF	-	-	CCT529
A4 1.8i 20V	10/94-99	ADR (92kW)	1781	DOHC	228x24.2x23	QKT1345AF	-	C1666AF	CCT529
A4 1.8i 20V	7/95-	AFY (85kW)	1781	DOHC	228x24.2x23	QKT1345AF	-	C1666AF	CCT529
A4 1.8i 20V	3/99-	APT,ARG (92kW)	1781	DOHC	228x24.2x23	QKT1345AF	-	C1666AF	CCT529
A4 1.8i 20V Turbo	10/94-99	AEB (110kW)	1781	DOHC	228x24.2x23	QKT1345AF	-	C1666AF	CCT529
A4 1.8i 20V Turbo	8/97-	AJL (132kW)	1781	DOHC	228x24.2x23	QKT1345AF	-	C1666AF	CCT529
A4 1.8i 20V Turbo	3/99-	ANB,APU,ARK (110kW)	1781	DOHC	228x24.2x23	QKT1345AF	-	C1666AF	CCT529
A4 1.9 TDi	3/96-7/97	AFF (55kW)	1896	OHC	228x24.2x23	QKT1877AF	-	-	CCT529
A4 1.9 TDi	8/97-	AFF (55kW)	1896	OHC	228x24.2x23	QKT1893AF	-	-	CCT529
A4 1.9 TDi (-ch.8DWA014190)	10/94-97	1Z,AHU (66kW)	1896	OHC	228x24.2x23	QKT1877AF	-	-	CCT529
A4 1.9 TDi (ch.8DWA014191-)	1997-	AHU (66kW)	1896	OHC	228x24.2x23	QKT1893AF	-	-	CCT529
A4 1.9 TDi	10/95-	AFN,AHH,AVG (81kW)	1896	OHC	228x24.2x23	QKT1893AF	-	-	CCT529
A4 1.9 TDi	8/98-	AJM (85kW)	1896	OHC	230x24.2x23	QKT2096AF	-	-	CCT529
A4 2.4i V6 30V (-ch.8DW240000)	8/97-98	AGA,AJG,ALF (121kW)	2393	V6	228x24.2x23	QKT1866AF	-	-	CCT529
A4 2.4i V6 30V (ch.8DW240001-)	1998-2/99	AGA,AJG,ALF (121kW)	2393	V6	228x24.2x23	QKT2106AF	-	-	CCT529
A4 2.4i V6 30V	3/99-	AML,APS,APZ,ARJ (121kW)	2393	V6	228x24.2x23	QKT2106AF	-	-	CCT529
A4 2.5 TDi V6	8/97-	AFB,AKN (110kW)	2496	V6	240x24.2x23	QKT1922AF <sup>13</sup>	-	-	-
A4 2.6i V6 (-ch.8DW240000)	10/94-98	ABC,ACZ (110kW)	2598	V6	228x24.2x23	QKT1866AF	-	-	CCT529
A4 2.6i V6 (ch.8DW240001-)	1998-2/99	ABC (110kW)	2598	V6	228x24.2x23	QKT2106AF	-	-	CCT529
A4 2.8i V6	10/94-97	AAH (128kW)	2771	V6	240x24.2x23	QKT1347AF	-	-	CCT529
A4 2.8i V6 30V (-ch.8DW240000)	3/96-98	ACK,ALG (142kW)	2771	V6	240x24.2x23	QKT1900AF	-	-	CCT529
A4 2.8i V6 30V (ch.8DW240001-)	1998-	ACK,ALG (142kW)	2771	V6	-	-	-	-	CCT529
A4 2.8i V6 30V	3/99-	APR,AQD,ATX (142kW)	2771	V6	-	-	-	-	CCT529
A4 Quattro 1.8i 20V	10/94-99	ADR (92kW)	1781	DOHC	228x24.2x23	QKT1345AF	-	C1666AF	CCT529
A4 Quattro 1.8i 20V	7/95-	AFY (85kW)	1781	DOHC	228x24.2x23	QKT1345AF	-	C1666AF	CCT529
A4 Quattro 1.8i 20V	3/99-	ARG,APT (92kW)	1781	DOHC	228x24.2x23	QKT1345AF	-	C1666AF	CCT529
A4 Quattro 1.8i 20V Turbo	10/94-99	AEB (110kW)	1781	DOHC	228x24.2x23	QKT1345AF	-	C1666AF	CCT529
A4 Quattro 1.8i 20V Turbo	8/97-	AJL (132kW)	1781	DOHC	228x24.2x23	QKT1345AF	-	C1666AF	CCT529
A4 Quattro 1.8i 20V Turbo	3/99-	ANB,APU,ARK (110kW)	1781	DOHC	228x24.2x23	QKT1345AF	-	C1666AF	CCT529
A4 Quattro 1.9 TDi	7/96-	AFN,AVG (81kW)	1896	OHC	228x24.2x23	QKT1893AF	-	-	CCT529
A4 Quattro 2.4i V6 30V (-ch.8DW240000)	8/97-98	AGA,AJG,ALF (121kW)	2393	V6	228x24.2x23	QKT1866AF	-	-	CCT529
A4 Quattro 2.4i V6 30V (ch.8DW240001-)	1998-2/99	AGA,AJG,ALF (121kW)	2393	V6	228x24.2x23	QKT2106AF	-	-	CCT529
A4 Quattro 2.4i V6 30V	3/99-	APS,APZ,ARJ (121kW)	2393	V6	228x24.2x23	QKT2106AF	-	-	CCT529
A4 Quattro 2.5 TDi V6	8/97-	AFB,AKN (110kW)	2496	V6	240x24.2x23	QKT1922AF <sup>13</sup>	-	-	-
A4 Quattro 2.6i V6 (-ch.8DW240000)	11/94-98	ABC,ACZ (110kW)	2598	V6	228x24.2x23	QKT1866AF	-	-	CCT529
A4 Quattro 2.6i V6 (ch.8DW240001-)	1998-2/99	ABC (110kW)	2598	V6	228x24.2x23	QKT2106AF	-	-	CCT529
A4 Quattro 2.8i V6	10/94-97	AAH (128kW)	2771	V6	240x24.2x23	QKT1347AF	-	-	CCT529
A4 Quattro 2.8i V6 30V (-ch.8DW240000)	3/96-98	ACK,ALG (142kW)	2771	V6	240x24.2x23	QKT1900AF	-	-	CCT529
A4 Quattro 2.8i V6 30V (ch.8DW240001-)	1998-	ACK,ALG (142kW)	2771	V6	-	-	-	-	CCT529
A4 Quattro 2.8i V6 30V	3/99-	APR,AQD,ATX (142kW)	2771	V6	-	-	-	-	CCT529
A6 1.8i 20V	10/95-97	ADR (92kW)	1781	DOHC	228x24.2x23	QKT1345AF	-	C1666AF	CCT529
A6 1.8i 20V	4/97-	AFY (85kW)	1781	DOHC	228x24.2x23	QKT1345AF	-	C1666AF	CCT529
A6 1.8i 20V	4/97-	AJP (92kW)	1781	DOHC	228x24.2x23	QKT1345AF	-	C1666AF	CCT529
A6 1.8i 20V Turbo	4/97-	AEB (110kW)	1781	DOHC	228x24.2x23	QKT1345AF	-	C1666AF	CCT529
A6 1.8i 20V Turbo	11/97-	AJL (132kW)	1781	DOHC	228x24.2x23	QKT1345AF	-	C1666AF	CCT529
A6 1.9 TDi	1994-97	1Z,AHU	1896	OHC	228x24.2x23	QKT1450AF	Q90678	C1667AF	CCT529
A6 1.9 TDi	4/97-	AFN (81kW)	1896	OHC	228x24.2x23	QKT1893AF	-	-	CCT529
A6 2.0i	1994-96	AAE (74kW)	1984	OHC	210x24.3x23	QKT796AF	Q90676	C1197AF	CCT529
A6 2.0i	1994-96	ADW (79kW)	1984	OHC	228x24.3x23	QKT1055AF	Q90678	C1220AF	CCT529
A6 2.0i	1994-96	ABK (85kW)	1984	OHC	228x24.3x23	QKT1055AF	Q90678	C1220AF	CCT529
A6 2.0i 16V	1994-96	ACE (101kW)	1984	DOHC	228x24.3x23	QKT1055AF	Q90678	C1220AF	CCT529
A6 2.3i	1994-96	AAR (98kW)	2309	OHC	228x24.3x23	QKT1058AF	-	C1221AF	CCT529
A6 2.4i V6 30V	4/97-	AGA,AJG,ALF,ALW,APC	2393	V6	228x24.2x23	QKT1866AF	-	-	CCT529

12 2-in-1 Kit (Cover & Plate) - Kit de 2 pieces (Mécanisme & Disque) - Satz enthält nur Automat und Scheibe  
13 Kit only - Vendu seulement en kit - Nur als Satz Verfügbar



CC



A

... AUDI

Table with columns: Model, Year, Power, CC, Gear, Transmission, Kit, Wheel, Wheel, Wheel. Rows include models like A6 2.5 TDi, A6 Quattro 1.8i 20V, A8 2.8i V6, etc.

13 Kit only - Vendu seulement en kit - Nur als Satz Verfügbar
Heavy Duty Version - Version Renforcée - Verstärkte Ausführung
Engine - Moteur - Motor



CC



A

## ... AUDI

Coupé 2.3i	2/87-88	NG (100kW)	2309	OHC	228x20.5x24	QKT305AF	Q90165	C1007AF	CCT186
Coupé 2.3i	10/88-94	NG (98kW)	2309	OHC	228x24.3x23	QKT1058AF	-	C1221AF	CCT529
Coupé 2.3i 20V	8/89-91	7A (125kW)	2309	DOHC	240x24.2x23	QKT1059AF	-	-	CCT529
Coupé 2.6i V6	8/92-6/94	ABC (110kW)	2598	V6	240x24.3x23	QKT1060AF	-	-	CCT529
Coupé 2.6i V6	7/94-96	ABC (110kW)	2598	V6	228x24.2x23	QKT1866AF	-	-	CCT529
Coupé 2.8i V6	9/91-6/94	AAH (128kW)	2771	V6	240x24.3x23	QKT1060AF	-	-	CCT529
Coupé 2.8i V6	7/94-96	AAH (128kW)	2771	V6	240x24.2x23	QKT1347AF	-	-	CCT529
Coupé Quattro 2.0i 20V	10/88-91	NM (118kW)	1994	DOHC	240x24.2x23	QKT1059AF	-	-	CCT529
Coupé Quattro 2.2i	2/84-88	HY,KV (100kW)	2226	OHC	228x20.5x24	QKT305AF	Q90165	C1007AF	CCT186
Coupé Quattro 2.2i	8/85-87	JT (88kW)	2226	OHC	228x20.5x24	QKT305AF	Q90165	C1007AF	CCT186
Coupé Quattro 2.2i	11/88-91	KV (100kW)	2226	OHC	228x24.3x23	QKT1058AF	-	C1221AF	CCT529
Coupé Quattro 2.3i	1987-88	NG (100kW)	2309	OHC	228x20.5x24	QKT305AF	Q90165	C1007AF	CCT186
Coupé Quattro 2.3i	11/88-94	NG (100kW)	2309	OHC	228x24.3x23	QKT1058AF	-	C1221AF	CCT529
Coupé Quattro 2.3i 20V	11/88-91	7A (125kW)	2309	DOHC	240x24.2x23	QKT1059AF	-	-	CCT529
Coupé Quattro 2.6i	8/92-96	ABC (110kW)	2598	V6	240x24.3x23	QKT1060AF	-	-	CCT529
Coupé Quattro 2.8i	9/91-96	AAH (128kW)	2771	V6	240x24.3x23	QKT1060AF	-	-	CCT529
Quattro 2.2i Turbo	1980-87	GV,WR (147kW)	2144	OHC	240x20.4x24	QKT3492AF	-	-	CCT186
Quattro 2.2i Turbo (-ch.85J900336)	8/84-2/88	WX (119kW)	2144	OHC	240x20.4x24	QKT3492AF	-	-	CCT186
Quattro 2.2i Turbo (ch.85J900337-)	2/88-89	WX (119kW)	2144	OHC	240x20.4x24	QKT3331AF	-	-	CCT529
Quattro 2.2i Turbo	7/87-7/89	MB (147kW)	2226	OHC	240x20.4x24	QKT3331AF	-	-	CCT529
Quattro 2.2i 20V Turbo	8/89-91	RR (162kW)	2226	DOHC	240x20.4x24	QKT3331AF	-	-	CCT529
S2 2.2i 20V Turbo	9/90-9/92	3B (162kW)	2226	OHC	240x24.3x23	QKT2074AF	-	-	CCT529
S2 2.2i 20V Turbo	10/92-96	ABY (169kW)	2226	OHC	240x24.3x23	QKT2075AF	-	-	CCT529
S3 1.8i 20V Turbo Quattro	8/98-	APY (154kW)	1781	DOHC	240x24.2x23	QKT2107AF	-	-	-
S4 2.7i V6 30V Quattro Turbo	8/97-	AGB (195kW)	2671	V6	-	-	-	-	CCT529
S8 4.2i V8 32V Quattro	9/96-9/98	AHC (250kW)	4172	V8	-	-	-	-	CCT529
TT 1.8i 20V Turbo	10/98-	AJQ,APP (132kW)	1781	DOHC	220x22.2x28	QKT2053AF	-	-	CCT408
TT 1.8i 20V Turbo Quattro	10/98-	AJQ,APP (132kW)	1781	DOHC	240x24.2x23	QKT2107AF <sup>12</sup>	-	-	-
TT 1.8i 20V Turbo Quattro	10/98-	APX (165kW)	1781	DOHC	240x24.2x23	QKT2107AF <sup>12</sup>	-	-	-
V8 3.6i	10/88-7/91	PT (184kW)	3563	V8	-	-	-	-	CCT529
V8 3.6i	8/91-93	PT (184kW)	3563	V8	-	-	-	-	CCT529
V8 4.2i	8/91-93	ABH (206kW)	4172	V8	-	-	-	-	CCT529

## AUTOBIANCHI

A112 903cc	11/69-4/77	A112A500	903	OHV	160x18x20	QKT194AF	Q90040	C1025AF	CCT151
A112 903cc	5/77-86	A112A500	903	OHV	170x18x20	QKT502AF	Q90161	C1158AF	CCT151
A112 965cc	12/77-84	A112B1000	965	OHV	170x18x20	QKT502AF	Q90161	C1158AF	CCT151
A112 982cc Abarth	9/71-75	A112A1000	982	OHV	160x18x20	QKT194AF	Q90040	C1025AF	CCT151
A112 1.0 Abarth	6/75-84	A112A2000	1049	OHV	170x18x20	QKT502AF	Q90161	C1158AF	CCT151
Y10 1.0	7/85-89	156A.000	1049	OHC	180x17x20	QKT508AF	Q90233	C1241AF	CCT151
Y10 1.0 (FIRE)	7/85-6/92	156A2.000	999	OHC	170x18x20	QKT502AF	Q90161	C1158AF	CCT151
Y10 1.0 (C514 )	7/92-95	156A2.100	999	OHC	170x17.3x20	QKT1487AF	Q90749	C1730AF	CCT372
Y10 1.0 Turbo	7/85-89	156A1.000	1049	OHC	180x17x20	QKT508AF	Q90233	C1241AF	CCT151
Y10 1.1i	7/92-95	156C.046	1108	OHC	182x17.7x20	QKT786AF	Q90671	C1633AF	CCT372
Y10 1.1i 4x4	7/92-95	156C.046	1108	OHC	182x17.7x20	QKT786AF	Q90671	C1633AF	CCT372
Y10 1.3i	9/92-95	156A5.046	1301	OHC	182x17.7x20	QKT1163AF	Q90783	C1633AF	CCT372

## BMW

315 1.6 (E21)	4/81-12/83	M10-B16	1573	OHC	216x29x10	QKT218AF	Q90052	C1186AF	CCT141
316 1.6 (E21)	6/75-83	M10-B16	1573	OHC	216x29x10	QKT218AF	Q90052	C1186AF	CCT141
316 1.8 (E21)	9/80-83	M10-B18	1766	OHC	216x29x10	QKT218AF	Q90052	C1186AF	CCT141
316 1.8 (E30)	9/82-7/88	M10-B18	1766	OHC	216x29x10	QKT218AF	Q90052	C1186AF	CCT141
316 1.8 (E30)	9/82-7/88	M10-B18	1766	OHC	215x29x10	QKT821AF	Q90052	C1082AF	CCT141
316i 1.6i (E30)	9/88-91	M40-B16	1596	OHC	216x29x10	QKT660AF	Q90286	C1186AF	CCT141
316i 1.6i (E36)	9/90-9/93	M40-B16	1596	OHC	216x29x10	QKT660AF	Q90286	C1186AF	CCT141
316i 1.6i (E36)	9/93-98	M43-B16	1596	OHC	216x29x10	QKT660AF	Q90286	C1186AF	CCT141
316i 1.6i Compact (E36)	6/93-99	M43-B16	1596	OHC	216x29x10	QKT660AF	Q90286	C1186AF	CCT141
316i 1.6i Coupé (E36)	7/93-99	M43-B16	1596	OHC	216x29x10	QKT660AF	Q90286	C1186AF	CCT141
316i 1.6i Touring (E30)	6/91-94	M40-B16	1596	OHC	216x29x10	QKT660AF	Q90286	C1186AF	CCT141
316i 1.8i (E30)	9/87-88	M10-B18	1766	OHC	215x29x10	QKT821AF	Q90052	C1082AF	CCT141
316i 1.9i (E46)	8/98-	M46-B19	1895	OHC	228x29x10	QKT2098AF	-	-	CCT141
316i 1.9i Compact (E36)	8/98-	M46-B19	1895	OHC	228x29x10	QKT2098AF	-	-	CCT141
318 1.8 (E21)	6/75-82	M10-B18	1766	OHC	216x29x10	QKT218AF	Q90052	C1186AF	CCT141
318i 1.8i (E21)	9/79-82	M10-B18	1766	OHC	216x29x10	QKT218AF	Q90052	C1186AF	CCT141
318i 1.8i (E30)	8/82-8/87	M10-B18	1766	OHC	216x29x10	QKT218AF	Q90052	C1186AF	CCT141
318i 1.8i (E30)	8/82-8/87	M10-B18	1796	OHC	215x29x10	QKT821AF	Q90052	C1082AF	CCT141

12 2-in-1 Kit (Cover & Plate) - Kit de 2 pieces (Mécanisme & Disque) - Satz enthält nur Automat und Scheibe  
Gearbox - Boîte de vitesse - Getriebe

4 speed gearbox - Boîte à 4 vitesses - 4-Gang Getriebe  
5 speed gearbox - Boîte à 5 vitesses - 5-Gang Getriebe



CC

**B****... BMW**

318i 1.8i (E30)	9/87-91	M40-B18	1796	OHC	216x29x10	QKT660AF	Q90286	C1186AF	CCT141
318i 1.8i (E36)	9/90-9/93	M40/M43-B18	1796	OHC	216x29x10	QKT660AF	Q90286	C1186AF	CCT141
318i 1.8i Cabriolet (E30)	7/90-94	M40-B18	1796	OHC	216x29x10	QKT660AF	Q90286	C1186AF	CCT141
318i 1.8i Cabriolet (E36)	9/93-99	M43-B18	1796	OHC	216x29x10	QKT660AF	Q90286	C1186AF	CCT141
318i 1.8i Touring (E30)	4/89-95	M40-B18	1796	OHC	216x29x10	QKT660AF	Q90286	C1186AF	CCT141
318i 1.8i Touring (E36)	11/95-99	M43-B18	1796	OHC	216x29x10	QKT660AF	Q90286	C1186AF	CCT141
318i 1.9i (E46)	2/98-	M46-B19	1895	OHC	228x29x10	QKT2098AF	-	-	CCT141
318i 1.9i Touring (E46)	10/99-	M46-B19	1895	OHC	228x29x10	QKT2098AF	-	-	CCT141
318iS 1.8i 16V (E30)	6/89-91	M42-B18	1796	DOHC	216x29x10	QKT660AF	Q90286	C1186AF	CCT141
318iS 1.8i 16V (E36)(-AC)	1992-96	M42-B18	1796	DOHC	216x29x10	QKT660AF	Q90286	C1186AF	CCT141
318iS 1.8i 16V (E36)(+AC)	5/93-96	M42-B18	1796	DOHC	215x29x10	QKT1857AF	-	-	CCT141
318iS 1.8i 16V Coupé (E36)(-AC)	6/91-96	M42-B18	1796	DOHC	216x29x10	QKT660AF	Q90286	C1186AF	CCT141
318iS 1.8i 16V Coupé (E36)(+AC)	5/93-96	M42-B18	1796	DOHC	215x29x10	QKT1857AF	-	-	CCT141
318iS 1.9i 16V (E36)(-AC)	9/95-98	M44-B19	1895	DOHC	216x29x10	QKT660AF	Q90286	C1186AF	CCT141
318iS 1.9i 16V (E36)(+AC)	9/95-98	M44-B19	1895	DOHC	215x29x10	QKT1857AF	-	-	CCT141
318iS 1.9i 16V Coupé (E36)(-AC)	9/95-99	M44-B19	1895	DOHC	216x29x10	QKT660AF	Q90286	C1186AF	CCT141
318iS 1.9i 16V Coupé (E36)(+AC)	9/95-99	M44-B19	1895	DOHC	215x29x10	QKT1857AF	-	-	CCT141
318Ci 1.9i Coupé (E46)	10/99-	M46-B19	1895	OHC	228x29x10	QKT2098AF	-	-	CCT141
318ti 1.8i 16V Compact (E36)(-AC)	10/94-96	M42-B18	1796	DOHC	216x29x10	QKT660AF	Q90286	C1186AF	CCT141
318ti 1.8i 16V Compact (E36)(+AC)	10/94-96	M42-B18	1796	DOHC	215x29x10	QKT1857AF	-	-	CCT141
318ti 1.9i 16V Compact (E36)(-AC)	9/95-	M44-B19	1895	DOHC	216x29x10	QKT660AF	Q90286	C1186AF	CCT141
318ti 1.9i 16V Compact (E36)(+AC)	9/95-	M44-B19	1895	DOHC	215x29x10	QKT1857AF	-	-	CCT141
318tds 1.7 TD (E36)	3/94-98	M41-D18	1665	OHC	215x29x10	QKT1857AF	-	-	CCT141
318tds 1.7 TD Compact (E36)	10/94-	M41-D18	1665	OHC	215x29x10	QKT1857AF	-	-	CCT141
318tds 1.7 TD Touring (E36)	10/94-99	M41-D18	1665	OHC	216x29x10	QKT660AF	Q90286	C1186AF	CCT141
320/4 2.0 (E21)	6/75-79	M10-B20	1990	OHC	216x29x10	QKT218AF	Q90052	C1186AF	CCT141
320/6 2.0 (E21)	9/77-82	M20-B20	1990	OHC	228x29x10	QKT355AF	Q90232	C1041AF	CCT334
320i 2.0i (E21)	10/75-78	M10-B20	1990	OHC	228x29x10	QKT355AF	Q90232	C1041AF	CCT334
320i 2.0i (E30)	9/82-3/84	M20-B20	1990	OHC	228x29x10	QKT355AF	Q90232	C1041AF	CCT334
320i 2.0i (E30)(-AC)	3/84-91	M20-B20	1990	OHC	228x29x10	QKT356AF	Q90232	C1137AF	CCT141
320i 2.0i (E30)(+AC)	4/84-91	M20-B20	1990	OHC	228x29x10	QKT345AF	Q90232	C1041AF	CCT141
320i 2.0i Cabriolet (E30)	2/86-94	M20-B20	1990	OHC	228x29x10	QKT356AF	Q90232	C1137AF	CCT141
320i 2.0i Touring (E30)	3/88-92	M20-B20	1990	OHC	228x29x10	QKT356AF	Q90232	C1137AF	CCT141
320i 2.0i 24V (E36)(-AC)	9/90-95	M50-B20	1990	DOHC	228x29x10	QKT727AF	-	-	CCT141
320i 2.0i 24V (E36)(+AC)	7/92-95	M50-B20	1990	DOHC	228x29x10	QKT1856AF	-	-	CCT141
320i 2.0i 24V (E36)	8/94-98	M52-B20	1990	DOHC	228x29x10	QKT1856AF	-	-	CCT141
320i 2.0i 24V (E46)	2/98-	M52-B20	1990	DOHC	228x29x10	QKT2097AF	-	-	CCT141
320i 2.0i 24V Cabriolet (E36)(-AC)	9/93-95	M50-B20	1990	DOHC	228x29x10	QKT727AF	-	-	CCT141
320i 2.0i 24V Cabriolet (E36)(+AC)	9/93-95	M50-B20	1990	DOHC	228x29x10	QKT1856AF	-	-	CCT141
320i 2.0i 24V Cabriolet (E36)	8/94-99	M52-B20	1990	DOHC	228x29x10	QKT1856AF	-	-	CCT141
320i 2.0i 24V Coupé (E36)(-AC)	6/91-95	M50-B20	1990	DOHC	228x29x10	QKT727AF	-	-	CCT141
320i 2.0i 24V Coupé (E36)(+AC)	7/92-95	M50-B20	1990	DOHC	228x29x10	QKT1856AF	-	-	CCT141
320i 2.0i 24V Coupé (E36)	8/94-99	M52-B20	1990	DOHC	228x29x10	QKT1856AF	-	-	CCT141
320i 2.0i 24V Touring (E36)	10/94-99	M52-B20	1990	DOHC	228x29x10	QKT1856AF	-	-	CCT141
320i 2.0i 24V Touring (E46)	10/99-	M52-B20	1990	DOHC	228x29x10	QKT2097AF	-	-	CCT141
320iS 2.0i (E30)	1/88-12/90	S14	1990	OHC	228x29x10	QKT3289AF <sup>13</sup>	-	-	-
320Ci 2.0i 24V Coupé	7/99-	M52-B20	1990	DOHC	228x29x10	QKT2097AF	-	-	CCT141
320d 2.0 TD (E46)	2/98-	M41-D20	1951	DOHC	228x29x10	QKT2100AF	-	-	CCT141
320d 2.0 TD Touring (E46)	2/98-	M41-D20	1951	DOHC	228x29x10	QKT2100AF	-	-	CCT141
323i 2.3i (E21)	1/78-83	M20-B23	2316	OHC	228x29x10	QKT355AF	Q90232	C1041AF	CCT334
323i 2.3i (E30)	9/82-3/84	M20-B23	2316	OHC	228x29x10	QKT357AF	Q90232	C1137AF	CCT334
323i 2.3i (E30)(-AC)	4/84-86	M20-B23	2316	OHC	228x29x10	QKT356AF	Q90232	C1137AF	CCT141
323i 2.3i (E30)(+AC)	4/84-86	M20-B23	2316	OHC	228x29x10	QKT345AF	Q90232	C1041AF	CCT141
323i 2.5i 24V (E36)	7/94-98	M52-B25	2494	DOHC	228x29x10	QKT1303AF	-	-	CCT141
323i 2.5i 24V (E46)	2/98-	M52-B25	2494	DOHC	228x29x10	QKT2097AF	-	-	CCT141
323i 2.5i 24V Cabriolet (E36)	2/95-99	M52-B25	2494	DOHC	228x29x10	QKT1303AF	-	-	CCT141
323i 2.5i 24V Coupé (E36)	2/95-99	M52-B25	2494	DOHC	228x29x10	QKT1303AF	-	-	CCT141
323i 2.5i 24V Touring (E36)	11/95-99	M52-B25	2494	DOHC	228x29x10	QKT1303AF	-	-	CCT141
323Ci 2.5i 24V Cabriolet (E46)	4/2000-	M52-B25	2494	DOHC	228x29x10	QKT2097AF	-	-	CCT141
323Ci 2.5i 24V Coupé (E46)	4/99-	M52-B25	2494	DOHC	228x29x10	QKT2097AF	-	-	CCT141
323Ti 2.5i 24V Compact (E36)	5/97-1/99	M52-B25	2494	DOHC	228x29x10	QKT1303AF	-	-	CCT141
323Ti 2.5i 24V Compact (E36)	2/99-	M52-B25	2494	DOHC	228x29x10	QKT2097AF	-	-	CCT141
324d 2.4 D (E30)	4/85-90	M21-D24	2443	OHC	215x29x10	QKT3286AF	-	-	CCT141
324td 2.4 TD (E30)	10/87-90	M21-D24	2443	OHC	228x29x10	QKT1303AF	-	-	CCT141
324td 2.4 TD Touring (E30)	6/88-95	M21-D24	2443	OHC	228x29x10	QKT1303AF	-	-	CCT141
325e 2.7i (E30)(-AC)	2/85-3/86	M20-B27	2693	OHC	228x29x10	QKT356AF	Q90232	C1137AF	CCT141
325e 2.7i (E30)(+AC)	2/85-3/86	M20-B27	2693	OHC	228x29x10	QKT345AF	Q90232	C1041AF	CCT141
325e 2.7i (E30)	4/86-88	M20-B27	2693	OHC	228x29x10	QKT1303AF	-	-	CCT141





**... BMW**

325i 2.5i (E30)(-AC)	9/85-91	M20-B25	2494	OHC	228x29x10	QKT356AF	Q90232	C1137AF	CCT141
325i 2.5i (E30)(+AC)	9/85-91	M20-B25	2494	OHC	228x29x10	QKT345AF	Q90232	C1041AF	CCT141
325i 2.5i Cabriolet (E30)	4/86-93	M20-B25	2494	OHC	228x29x10	QKT356AF	Q90232	C1137AF	CCT141
325i 2.5i Touring (E30)	1/88-95	M20-B25	2494	OHC	228x29x10	QKT356AF	Q90232	C1137AF	CCT141
325i 2.5i 24V (E36)	9/90-95	M50-B25	2494	DOHC	228x29x10	QKT1303AF	-	-	CCT141
325i 2.5i 24V Cabriolet (E36)	3/93-95	M50-B25	2494	DOHC	228x29x10	QKT1303AF	-	-	CCT141
325i 2.5i 24V Coupé (E36)	1/92-95	M50-B25	2494	DOHC	228x29x10	QKT1303AF	-	-	CCT141
325ix 2.5i 4x4 (E30)	9/85-91	M20-B25	2494	OHC	228x29x10	QKT356AF	Q90232	C1137AF	CCT141
325ix 2.5i 4x4 Touring (E30)	6/88-95	M20-B25	2494	OHC	228x29x10	QKT356AF	Q90232	C1137AF	CCT141
325td 2.5 TD (E36)	9/90-98	D25DM51	2498	OHC	228x29x10	QKT1303AF	-	-	CCT141
325tds 2.5 TD (E36)	3/93-98	M51-D25	2498	OHC	228x29x10	QKT1303AF	-	-	CCT141
325tds 2.5 TD Touring (E36)	10/94-99	M51-D25	2498	OHC	228x29x10	QKT1303AF	-	-	CCT141
328i 2.8i 24V (E36)	7/94-1/98	M52-B28	2793	DOHC	240x29x10	QKT1878AF	-	-	CCT141
328i 2.8i 24V (E46)	2/98-2000	M52-B28	2793	DOHC	240x29x10	QKT2048AF	-	-	CCT141
328i 2.8i 24V Cabriolet (E36)	11/94-2000	M52-B28	2793	DOHC	240x29x10	QKT1878AF	-	-	CCT141
328i 2.8i 24V Coupé (E36)	10/94-3/99	M52-B28	2793	DOHC	240x29x10	QKT1878AF	-	-	CCT141
328i 2.8i 24V Touring (E36)	11/94-9/99	M52-B28	2793	DOHC	240x29x10	QKT1878AF	-	-	CCT141
328i 2.8i 24V Touring (E46)	10/99-2000	M52-B28	2793	DOHC	240x29x10	QKT2048AF	-	-	CCT141
328Ci 2.8i 24V Coupé (E46)	4/99-2000	M52-B28	2793	DOHC	240x29x10	QKT2048AF	-	-	CCT141
518 1.8 (E12)( ch.4620856-)	6/75-81	M10-B18	1766	OHC	216x29x10	QKT218AF	Q90052	C1186AF	CCT141
518 1.8 (E12)( ch.3820502-)	6/75-81	M10-B18	1766	OHC	216x29x10	QKT218AF	Q90052	C1186AF	CCT141
518 1.8 (E28)	5/81-11/87	M10-B18	1766	OHC	216x29x10	QKT218AF	Q90052	C1186AF	CCT141
518 1.8 (E28)	5/81-11/87	M10-B18	1766	OHC	215x29x10	QKT821AF	Q90052	C1082AF	CCT141
518i 1.8i (E28)	7/81-11/87	M10-B18	1766	OHC	216x29x10	QKT218AF	Q90052	C1186AF	CCT141
518i 1.8i (E28)	7/81-11/87	M10-B18	1766	OHC	215x29x10	QKT821AF	Q90052	C1082AF	CCT141
518i 1.8i (E34)(-AC)	4/89-96	M40/M43-B18	1796	OHC	216x29x10	QKT660AF	Q90286	C1186AF	CCT141
518i 1.8i (E34)(+AC)	4/89-96	M40/M43-B18	1796	OHC	215x29x10	QKT1857AF	-	-	CCT141
518i 1.8i Touring (E34)(-AC)	11/92-97	M40/M43-B18	1796	OHC	216x29x10	QKT660AF	Q90286	C1186AF	CCT141
518i 1.8i Touring (E34)(+AC)	11/92-97	M40/M43-B18	1796	OHC	215x29x10	QKT1857AF	-	-	CCT141
520/4 2.0 (E12)( ch.4707882-)	6/75-79	M10-B20	1990	OHC	228x29x10	QKT355AF	Q90232	C1041AF	CCT334
520/4 2.0 (E12)( ch.4400602-)	6/75-79	M10-B20	1990	OHC	228x29x10	QKT355AF	Q90232	C1041AF	CCT334
520/6 2.0 (E12)	8/77-81	M20-B20	1990	OHC	228x29x10	QKT355AF	Q90232	C1041AF	CCT334
520i 2.0i (E12)( ch.4452167-)	6/75-79	M10-B20	1990	OHC	228x29x10	QKT355AF	Q90232	C1041AF	CCT334
520i 2.0i (E12)( ch.4440248-)	6/75-79	M10-B20	1990	OHC	228x29x10	QKT355AF	Q90232	C1041AF	CCT334
520i 2.0i (E28)	4/81-3/84	M20-B20	1990	OHC	228x29x10	QKT357AF	Q90232	C1137AF	CCT334
520i 2.0i (E28)	4/84-12/87	M20-B20	1990	OHC	228x29x10	QKT356AF	Q90232	C1137AF	CCT141
520i 2.0i (E34)	1/88-9/90	M20-B20	1990	OHC	228x29x10	QKT356AF	Q90232	C1137AF	CCT141
520i 2.0i 24V (E34)(-AC)	10/90-96	M50-B20	1990	DOHC	228x29x10	QKT727AF	-	-	CCT141
520i 2.0i 24V (E34)(+AC)	10/90-96	M50-B20	1990	DOHC	228x29x10	QKT1856AF	-	-	CCT141
520i 2.0i 24V (E39)	9/95-9/97	M52-B20	1990	DOHC	228x29x10	QKT1856AF	-	-	CCT141
520i 2.0i 24V (E39)	10/97-8/98	M52-B20	1990	DOHC	228x29x10	QKT2041AF	-	-	CCT141
520i 2.0i 24V (E39)	9/98-	M52-B20	1990	DOHC	228x29x10	QKT2097AF	-	-	CCT141
520i 2.0i 24V Touring (E34)(-AC)	9/91-97	M50-B20	1990	DOHC	228x29x10	QKT727AF	-	-	CCT141
520i 2.0i 24V Touring (E34)(+AC)	9/91-97	M50-B20	1990	DOHC	228x29x10	QKT1856AF	-	-	CCT141
520i 2.0i 24V Touring (E39)	2/97-9/97	M52-B20	1990	DOHC	228x29x10	QKT1856AF	-	-	CCT141
520i 2.0i 24V Touring (E39)	10/97-8/98	M52-B20	1990	DOHC	228x29x10	QKT2041AF	-	-	CCT141
520i 2.0i 24V Touring (E39)	9/98-	M52-B20	1990	DOHC	228x29x10	QKT2097AF	-	-	CCT141
523i 2.5i 24V (E39)	9/95-9/97	M52-B25	2494	DOHC	228x29x10	QKT1303AF	-	-	CCT141
523i 2.5i 24V (E39)	10/97-8/98	M52-B25	2494	DOHC	228x29x10	QKT2041AF	-	-	CCT141
523i 2.5i 24V (E39)	9/98-	M52-B25	2494	DOHC	228x29x10	QKT2097AF	-	-	CCT141
523i 2.5i 24V Touring (E39)	2/97-9/97	M52-B25	2494	DOHC	228x29x10	QKT1303AF	-	-	CCT141
523i 2.5i 24V Touring (E39)	10/97-8/98	M52-B25	2494	DOHC	228x29x10	QKT2041AF	-	-	CCT141
523i 2.5i 24V Touring (E39)	9/98-	M52-B25	2494	DOHC	228x29x10	QKT2097AF	-	-	CCT141
524d 2.4 D (E28)	5/86-12/87	M21-D24	2443	OHC	215x29x10	QKT3286AF	-	-	CCT141
524td 2.4 TD (E28)	11/82-12/85	M21-D24	2443	OHC	228x29x10	QKT345AF	Q90232	C1041AF	CCT141
524td 2.4 TD (E28)	1/86-12/87	M21-D24	2443	OHC	228x29x10	QKT1303AF	-	-	CCT141
524td 2.4 TD (E34)	3/88-92	M21-D24	2443	OHC	228x29x10	QKT1303AF	-	-	CCT141
525 2.5 (E12)	10/73-81	125	2494	OHC	240x29x10	QKT358AF	Q90199	C1027AF	CCT141
525e 2.7i (E28)	3/84-4/86	M20-B27	2693	OHC	228x29x10	QKT356AF	Q90232	C1137AF	CCT141
525e 2.7i (E28)	5/86-12/87	M20-B27	2693	OHC	228x29x10	QKT1303AF	-	-	CCT141
525i 2.5i (E28)	4/81-3/84	M30-B25	2494	OHC	240x29x10	QKT358AF	Q90199	C1027AF	CCT141
525i 2.5i (E28)	4/84-12/87	M30-B25	2494	OHC	240x29x10	QKT992AF	Q90198	C1027AF	CCT141
525i 2.5i (E34)	1/88-9/90	M20-B25	2494	OHC	228x29x10	QKT356AF	Q90232	C1137AF	CCT141
525i 2.5i 24V (E34)	10/90-96	M50-B25	2494	DOHC	228x29x10	QKT1303AF	-	-	CCT141
525i 2.5i 24V Touring (E34)	11/91-97	M50-B25	2494	DOHC	228x29x10	QKT1303AF	-	-	CCT141
525ix 2.5i 24V 4x4 (E34)	5/91-96	M50-B25	2494	DOHC	228x29x10	QKT1303AF	-	-	CCT141
525ix 2.5i 24V 4x4 Touring (E34)	1/92-97	M50-B25	2494	DOHC	228x29x10	QKT1303AF	-	-	CCT141

13 Kit only - Vendu seulement en kit - Nur als Satz Verfügbar  
 LHD - Conduite à Gauche - Linkslenker  
 RHD - Conduite à Droite - Rechtslenker

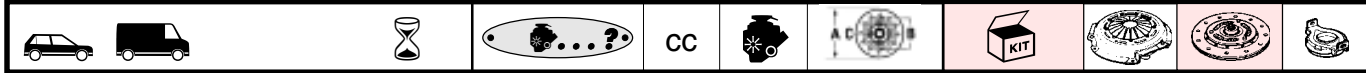
4 speed gearbox - Boîte à 4 vitesses - 4-Gang Getriebe  
 5 speed gearbox - Boîte à 5 vitesses - 5-Gang Getriebe



CC

**B****... BMW**

525td 2.5 TD (E34)	2/92-96	M51-D25	2498	OHC	228x29x10	QKT1303AF	-	-	CCT141
525td 2.5 TD (E39)	11/95-9/97	M51-D25	2498	OHC	228x29x10	QKT1303AF	-	-	CCT141
525td 2.5 TD (E39)	10/97-8/98	M51-D25	2498	OHC	228x29x10	QKT2041AF	-	-	CCT141
525td 2.5 TD Touring (E34)	2/93-97	M51-D25	2498	OHC	228x29x10	QKT1303AF	-	-	CCT141
525tds 2.5 TD (E34)	8/91-96	M51-D25	2498	OHC	228x29x10	QKT1303AF	-	-	CCT141
525tds 2.5 TD (E39)	11/95-9/97	M51-D25	2498	OHC	240x29x10	QKT1878AF	-	-	CCT141
525tds 2.5 TD (E39)	10/97-8/98	M51-D25	2498	OHC	240x29x10	QKT2048AF	-	-	CCT141
525tds 2.5 TD Touring (E34)	1/92-97	M51-D25	2498	OHC	228x29x10	QKT1303AF	-	-	CCT141
525tds 2.5 TD Touring (E39)	2/97-9/97	M51-D25	2498	OHC	240x29x10	QKT1878AF	-	-	CCT141
525tds 2.5 TD Touring (E39)	10/97-8/98	M51-D25	2498	OHC	240x29x10	QKT2048AF	-	-	CCT141
528 2.8 (E12)	1/75-77	128	2788	OHC	240x29x10	QKT358AF	Q90199	C1027AF	CCT141
528i 2.8i (E12)	3/77-81	M30-B28	2788	OHC	240x29x10	QKT358AF	Q90199	C1027AF	CCT141
528i 2.8i (E28)	4/81-3/84	M30-B28	2788	OHC	240x29x10	QKT358AF	Q90199	C1027AF	CCT141
528i 2.8i (E28)	4/84-1/88	M30-B28	2788	OHC	240x29x10	QKT992AF	Q90198	C1027AF	CCT141
528i 2.8i 24V (E39)	9/95-9/97	M52-B28	2793	DOHC	240x29x10	QKT1878AF	-	-	CCT141
528i 2.8i 24V (E39)	10/97-	M52-B28	2793	DOHC	240x29x10	QKT2048AF	-	-	CCT141
528i 2.8i 24V Touring (E39)	9/95-9/97	M52-B28	2793	DOHC	240x29x10	QKT1878AF	-	-	CCT141
528i 2.8i 24V Touring (E39)	10/97-	M52-B28	2793	DOHC	240x29x10	QKT2048AF	-	-	CCT141
530i 3.0i (E34)	1/88-8/92	M30-B30	2986	OHC	240x29x10	QKT1820AF	-	-	CCT141
530i 3.0i 32V (E34)	9/92-96	M60-B30	2997	V8	240x29x10	QKT2033AF	-	-	CCT141
530i 3.0i 32V Touring (E34)	9/92-97	M60-B30	2997	V8	240x29x10	QKT2033AF	-	-	CCT141
530d 2.9 24V TD (E39)	5/98-	M57-D30	2926	DOHC	240x35x10	QKT2042AF	-	-	-
530d 2.9 24V TD Touring (E39)	5/98-	M57-D30	2926	DOHC	240x35x10	QKT2042AF	-	-	-
535i 3.4i (E28)	1/85-87	M30-B34	3430	OHC	240x29x10	-	-	C1027AF	CCT141
535i 3.4i (E34)	1/88-5/93	M30-B35	3430	OHC	240x29x10	QKT1820AF	-	-	CCT141
535i 3.5i 32V (E39)	11/95-6/96	M62-B35	3498	V8	240x29x10	QKT2044AF	-	-	CCT141
535i 3.5i 32V (E39)	7/96-	M62-B35	3498	V8	240x29x10	QKT2043AF	-	-	CCT141
540i 4.0i 32V (E34)	9/92-96	M60-B40	3982	V8	265x35x10	QKT2034AF	-	-	CCT141
540i 4.0i 32V Touring (E34)	9/92-96	M60-B40	3982	V8	265x35x10	QKT2034AF	-	-	CCT141
540i 4.4i 32V (E39)	11/95-6/96	M60-B44	4398	V8	265x28x10	QKT2045AF	-	-	CCT141
540i 4.4i 32V (E39)	7/96-	M60-B44	4398	V8	240x35x10	QKT2042AF	-	-	-
540i 4.4i 32V Touring (E39)	7/96-	M60-B44	4398	V8	240x35x10	QKT2042AF	-	-	-
628 CSI 2.8i (E24)	9/79-3/84	M30-B28	2788	OHC	240x29x10	QKT358AF	Q90199	C1027AF	CCT141
628 CSI 2.8i (E24)	4/84-88	M30-B28	2788	OHC	240x29x10	QKT992AF	Q90198	C1027AF	CCT141
630 CSI 3.0i (E24)	2/76-8/79	M30-B30	2986	OHC	240x29x10	QKT358AF	Q90199	C1027AF	CCT141
633 CSI 3.2i (E24)	2/76-81	M30-B32	3210	OHC	240x29x10	-	-	C1027AF	CCT141
635 CSI 3.4i (E24)	6/78-9/83	M30-B34	3430	OHC	240x29x10	-	-	C1027AF	CCT141
635 CSI 3.4i (E24)	10/83-6/87	M30-B34	3430	OHC	-	-	-	-	CCT141
635 CSI 3.4i (E24)	7/87-91	M30-B34	3430	OHC	240x29x10	QKT3294AF	-	-	CCT141
725tds 2.5 TD (E38)	1/95-9/97	M51-D25	2498	OHC	240x29x10	QKT1878AF	-	-	CCT141
725tds 2.5 TD (E38)	10/97-	M51-D25	2498	OHC	240x29x10	QKT2048AF	-	-	CCT141
728 2.8 (E23)	6/77-8/79	180	2788	OHC	240x29x10	QKT358AF	Q90199	C1027AF	CCT141
728i 2.8i (E23)	9/79-3/84	M30-B28	2788	OHC	240x29x10	QKT358AF	Q90199	C1027AF	CCT141
728i 2.8i (E23)	4/84-8/86	M30-B28	2788	OHC	240x29x10	QKT992AF	Q90198	C1027AF	CCT141
728i 2.8i 24V (E38)	3/95-9/97	M52-B28	2793	DOHC	240x29x10	QKT1878AF	-	-	CCT141
728i 2.8i 24V (E38)	10/97-	M52-B28	2793	DOHC	240x29x10	QKT2048AF	-	-	CCT141
728iS 2.5i (E23)	9/81-3/84	M30-B25	2494	OHC	240x29x10	QKT358AF	Q90199	C1027AF	CCT141
730 3.0 (E23)	6/77-8/79	M30-B30	2986	OHC	240x29x10	QKT358AF	Q90199	C1027AF	CCT141
730i 3.0i (E32)	9/86-9/87	M30-B30	2986	OHC	240x29x10	QKT3294AF	-	-	CCT141
730i 3.0i (E32)	10/87-94	M30-B30	2986	OHC	240x29x10	QKT1820AF	-	-	CCT141
730i 3.0i 32V (E32)	1/92-8/94	M60-B30	2997	V8	240x29x10	QKT2033AF	-	-	CCT141
730i 3.0i 32V (E38)	4/94-96	M60-B30	2997	V8	240x29x10	QKT2044AF	-	-	CCT141
732i 3.2i (E23)	9/79-8/83	M30-B32	3210	OHC	240x29x10	-	-	C1027AF	CCT141
732i 3.2i (E23)	9/83-8/86	M30-B32	3210	OHC	240x29x10	QKT3270AF	-	-	CCT141
733i 3.2i (E23)	3/77-79	M30-B32	3210	OHC	240x29x10	-	-	C1027AF	CCT141
735i 3.4i (E23)	9/79-8/83	M30-B34	3430	OHC	240x29x10	-	-	C1027AF	CCT141
735i 3.4i (E23)	9/83-8/86	M30-B34	3430	OHC	-	-	-	-	CCT141
735i 3.4i (E32)	9/86-9/87	M30-B34	3430	OHC	240x29x10	QKT3294AF	-	-	CCT141
735i 3.4i (E32)	10/87-92	M30-B34	3430	OHC	240x29x10	QKT1820AF	-	-	CCT141
735i 3.5i 32V (E38)	11/95-9/96	M62-B35	3498	V8	240x29x10	QKT2044AF	-	-	CCT141
735i 3.5i 32V (E38)	10/96-	M62-B35	3498	V8	240x29x10	QKT2043AF	-	-	CCT141
740i 4.0i 32V (E38)	1993-96	M60-B40	3498	V8	265x28x10	QKT2045AF	-	-	CCT141
740i 4.0i 32V (E38)	8/94-9/96	M62-B40	3982	V8	265x28x10	QKT2045AF	-	-	CCT141
740i 4.4i 32V (E38)	10/96-	M62-B44	4398	V8	240x35x10	QKT2042AF	-	-	-



**... BMW**

840i 4.0i 32V (E31)	1/93-12/95	M60-B40	3982	V8	265x35x10	<b>QKT2034AF</b>	-	-	CCT141
840i 4.4i 32V (E31)	12/95-9/96	M62-B44	4398	V8	265x28x10	<b>QKT2045AF</b>	-	-	CCT141
840i 4.4i 32V (E31)	10/96-99	M62-B44	4398	V8	240x35x10	<b>QKT2042AF</b>	-	-	-
2500 2.5	9/73-77	125	2494	OHC	240x29x10	<b>QKT358AF</b>	<b>Q90199</b>	<b>C1027AF</b>	CCT141
M3 2.3i 16V (E30)	9/86-91	S14-B23	2302	DOHC	228x29x10	<b>QKT3289AF<sup>13</sup></b>	-	-	-
M3 3.0i 24V (E36)	3/92-95	S50-B30	2990	DOHC	240x29x10	<b>QKT2218AF<sup>13</sup></b>	-	-	-
M3 3.2i 24V (E36)	9/95-99	S50-B32	3201	DOHC	240x29x10	<b>QKT2036AF</b>	-	-	CCT141
M535i 3.4i (E28)	2/85-11/87	M30-B34	3430	OHC	240x29x10	<b>QKT992AF</b>	<b>Q90198</b>	<b>C1027AF</b>	CCT141
M635CSi 3.5i (E24)	9/84-89	S38-B35	3453	OHC	-	-	-	-	CCT141
X5 3.0i 24V 4x4	5/2000-	-	2979	DOHC	240x29x10	<b>QKT2043AF</b>	-	-	CCT141
Z1 2.5i	11/88-91	M20-B25	2494	OHC	228x29x10	<b>QKT356AF</b>	<b>Q90232</b>	<b>C1137AF</b>	CCT141
Z3 1.8i	10/95-99	M43-B18	1796	OHC	215x29x10	<b>QKT1857AF</b>	-	-	CCT141
Z3 1.9i	10/98-	M43-B19	1895	OHC	228x29x10	<b>QKT2098AF</b>	-	-	CCT141
Z3 1.9i 16V	10/95-7/99	M44-B19	1895	DOHC	215x29x10	<b>QKT1857AF</b>	-	-	CCT141
Z3 2.0i 24V	10/98-	M52-B20	1990	DOHC	228x29x10	<b>QKT2097AF</b>	-	-	CCT141
Z3 2.8i 24V	3/96-9/98	M52-B28	2793	DOHC	240x29x10	<b>QKT1878AF</b>	-	-	CCT141
Z3 2.8i 24V	10/98-	M52-B28	2793	DOHC	240x29x10	<b>QKT2048AF</b>	-	-	CCT141
Z3M 3.2i 24V	5/97-	S5054	3201	DOHC	240x29x10	<b>QKT2036AF</b>	-	-	CCT141

**CHRYSLER (USA)**

Voyager 2.5 TD	9/91-	ENC	2499	OHV	240x23.7x17	<b>QKT2037AF<sup>13</sup></b>	-	-	-
----------------	-------	-----	------	-----	-------------	-------------------------------	---	---	---

**CHRYSLER JEEP**

Cherokee 2.1 TD 4x4	1985-90	J8S	2068	OHC	215x25x14	<b>QKT2212AF<sup>13</sup></b>	-	-	-
Cherokee 2.5i 4x4	1994-	YCE	2464	OHV	228x25x14	<b>QKT2079AF<sup>13</sup></b>	-	-	-
Cherokee 2.5 TD 4x4	3/95-96	ENC	2499	OHV	265x28.9x10	<b>QKT2084AF<sup>13</sup></b>	-	-	-
Cherokee 2.5 TD 4x4	1997-	ENC	2499	OHV	265x28.9x10	<b>QKT2081AF<sup>13</sup></b>	-	-	-
Grand Cherokee 2.5 TD 4x4	1997-	ENC	2499	OHV	265x28.9x10	<b>QKT2081AF<sup>13</sup></b>	-	-	-
Wrangler 2.5i 4x4	1994-	YCF	2464	OHV	228x25x14	<b>QKT2079AF<sup>13</sup></b>	-	-	-
Wrangler 4.0i 4x4	1994-	ERH	3960	OHV	265x28.9x10	<b>QKT2085AF<sup>13</sup></b>	-	-	-

**CITROËN**

2CV4 435cc	3/70-9/79	A79/1	435	OHV	160x20x18	<b>QKT143AF</b>	<b>Q90083</b>	<b>C796AF</b>	CCT145
2CV6 602cc	3/70-2/82	M28,A06/635	602	OHV	160x20x18	<b>QKT143AF</b>	<b>Q90083</b>	<b>C796AF</b>	CCT145
2CV6 602cc	3/82-10/90	M28,A06/635	602	OHV	160x20x18	<b>QKT238AF</b>	<b>Q90148</b>	<b>C974AF</b>	CCT291
Ami 6 602cc	5/68-69	A06/635	602	OHV	160x20x18	<b>QKT143AF</b>	<b>Q90083</b>	<b>C796AF</b>	CCT145
Ami 8 602cc	8/68-78	A06/635	602	OHV	160x20x18	<b>QKT143AF</b>	<b>Q90083</b>	<b>C796AF</b>	CCT145
Ami 1.0 Super	10/74-77	G10	1015	OHC	180x18x21	<b>QKT132AF</b>	<b>Q90207</b>	<b>C871AF</b>	CCT167
Axel 1.1	6/84-90	G11	1129	OHC	180x18x21	<b>QKT132AF</b>	<b>Q90207</b>	<b>C871AF</b>	CCT167
Axel 1.3	6/84-90	T13	1299	OHC	180x18x21	<b>QKT132AF</b>	<b>Q90207</b>	<b>C871AF</b>	CCT167
AX 10 1.0	10/86-4/91	C1A - TU9	954	OHC	181x20.8x18	<b>QKT723AF</b>	<b>Q90207</b>	<b>C1180AF</b>	CCT315
AX 10 1.0i	5/91-9/97	TU9J	954	OHC	181x20.8x18	<b>QKT723AF</b>	<b>Q90207</b>	<b>C1180AF</b>	CCT315
AX 10 1.0i	9/97-	TU9J,M	954	OHC	181x20.8x18	<b>QKT2049AF</b>	<b>Q90892</b>	-	CCT371
AX 11 1.1	10/86-4/91	H1A - TU1	1124	OHC	181x20.8x18	<b>QKT723AF</b>	<b>Q90207</b>	<b>C1180AF</b>	CCT315
AX 11 1.1i	7/89-9/97	TU1J	1124	OHC	181x20.8x18	<b>QKT723AF</b>	<b>Q90207</b>	<b>C1180AF</b>	CCT315
AX 11 1.1i	9/97-	TU1J	1124	OHC	181x20.8x18	<b>QKT2049AF</b>	<b>Q90892</b>	-	CCT371
AX 14 1.3 Sport	12/86-4/91	TU24/K	1294	OHC	181x20.8x18	<b>QKT723AF</b>	<b>Q90207</b>	<b>C1180AF</b>	CCT315
AX 14 1.4	10/86-4/91	K1A - TU3M	1360	OHC	181x20.8x18	<b>QKT723AF</b>	<b>Q90207</b>	<b>C1180AF</b>	CCT315
AX 14 1.4 4x4	5/91-9/97	TU3.2	1360	OHC	181x20.8x18	<b>QKT635AF</b>	<b>Q90277</b>	<b>C1165AF</b>	CCT315
AX 14 1.4 GT	10/87-6/92	K2A - TU3M	1360	OHC	181x20.8x18	<b>QKT723AF</b>	<b>Q90207</b>	<b>C1180AF</b>	CCT315
AX 14 1.4i	10/86-97	TU3J2	1360	OHC	181x20.8x18	<b>QKT723AF</b>	<b>Q90207</b>	<b>C1180AF</b>	CCT315
AX 14 1.4i 4x4	5/91-9/97	TU3M	1360	OHC	180x20.8x18	<b>QKT635AF</b>	<b>Q90277</b>	<b>C1165AF</b>	CCT315
AX 14 1.4i GTi	5/91-9/97	TU3J2	1360	OHC	180x20.8x18	<b>QKT635AF</b>	<b>Q90277</b>	<b>C1165AF</b>	CCT315
AX 14 1.4 D	4/87-6/94	TUD3	1360	OHC	181x20.8x18	<b>QKT1136AF</b>	<b>Q90277</b>	<b>C1180AF</b>	CCT315
AX 15 1.5 D	7/94-97	TUD5	1527	OHC	180x20.7x18	<b>QKT1535AF</b>	<b>Q90696</b>	<b>C1662AF</b>	CCT315
Berlingo Multispace 1.4i	3/99-	TU3JP	1360	OHC	200x x18	<b>QKT2062AF</b>	-	-	CCT371
Berlingo Multispace 1.8i	3/99-	XU7JB	1761	OHC	200x x18	<b>QKT2058AF</b>	<b>Q90655</b>	-	CCT371
Berlingo Multispace 1.9 D	3/99-	DW8	1868	OHC	200x20.7x18	<b>QKT2067AF</b>	<b>Q90655</b>	-	CCT371

13 Kit only - Vendu seulement en kit - Nur als Satz Verfügbar



*Citroën page*



CC



## ... CITROËN

Synergie 1.9 TD (ML )	10/95-6/96	XUD9TE	1905	OHC	228x24.1x21	QKT1271AF	Q90742	C1717AF	CCT379
Synergie 1.9 TD (ME )	7/96-1/98	XUD9TE	1905	OHC	228x23.1x21	QKT1753AF	-	-	CCT379
Synergie 1.9 TD	2/98-	XUD9BTF	1905	OHC	228x x21	QKT2059AF	-	-	CCT379
Synergie 2.0i	10/95-1/98	XU10J2	1998	OHC	215x20.8x18	QKT638AF	Q90252	C1183AF	CCT315
Synergie 2.0i	2/98-	XU10J2	1998	OHC	215x20.8x18	QKT2061AF	-	C1183AF	CCT371
Visa 652cc	9/78-2/82	V06/644	652	OHC	160x20x18	QKT143AF	Q90083	C796AF	CCT145
Visa 652cc	3/82-88	V06/644	652	OHC	160x20x18	QKT238AF	Q90148	C974AF	CCT291
Visa 1.0	11/83-87	XV8	954	OHC	182x17.5x20	QKT626AF	Q90207	C1167AF	CCT262
Visa 1.1	10/78-88	XV8,XW7	1124	OHC	182x17.5x20	QKT626AF	Q90207	C1167AF	CCT262
Visa 1.2	7/80-83	129/5	1219	OHC	182x17.5x20	QKT626AF	Q90207	C1167AF	CCT262
Visa 1.4	3/81-88	XY7,XY8	1360	OHC	182x17.5x20	QKT626AF	Q90207	C1167AF	CCT262
Visa 1.6i GTi	10/84-88	XU5J/A	1580	OHC	200x20.8x18	QKT209AF	Q90655	C992AF	CCT271
Visa 1.8 D	1984-92	XUD7	1769	OHC	200x20.8x18	QKT1397AF	Q90655	C1619AF	CCT271
Xantia 1.6i (-rp.7728)	3/93-1/98	XU5JP	1580	OHC	200x20.8x18	QKT676AF	Q90655	C1172AF	CCT315
Xantia 1.8i (-rp.7728)	3/93-1/98	XU7JP	1761	OHC	200x20.8x18	QKT676AF	Q90655	C1172AF	CCT315
Xantia 1.8i (rp.7729-)	1/98-	XU7JP	1761	OHC	200x x18	QKT2058AF	Q90655	-	CCT371
Xantia 1.8i 16V (-rp.7728)	7/95-1/98	XU7JP4	1761	DOHC	200x20.8x18	QKT700AF	Q90655	C1181AF	CCT315
Xantia 1.8i 16V (rp.7729-)	1/98-10/00	XU7JP4	1761	DOHC	200x x18	QKT2058AF	Q90655	-	CCT371
Xantia 1.9 D (-rp.7602)	6/93-9/97	XUD9A	1905	OHC	200x20.8x18	QKT698AF	Q90655	C1619AF	CCT315
Xantia 1.9 D (rp.7603-)	9/97-98	XUD9A	1905	OHC	200x20.8x18	QKT2001AF	Q90655	C1619AF	CCT371
Xantia 1.9 TD (pull type)	6/93-	XU9DTEF (90hp)	1905	OHC	215x20.8x18	QKT767AF	Q90669	C1183AF	-
Xantia 1.9 TD (-rp.7728)	2/96-1/98	XUD9SD (75hp)	1905	OHC	200x20.8x18	QKT2089AF	Q90655	-	CCT315
Xantia 1.9 TD (rp.7729-)	1/98-	XUD9SD (75hp)	1905	OHC	200x20.7x18	QKT2067AF	Q90655	-	CCT371
Xantia 2.0i 8V	3/93-96	XU10J2C	1998	OHC	215x20.8x18	QKT638AF	Q90252	C1183AF	CCT315
Xantia 2.0i 16V	3/93-10/00	XU10J4/R	1998	DOHC	215x20.8x18	QKT1762AF	Q90669	C1097AF	⊗
Xantia 2.0i Turbo	7/95-	XU10J2CTE	1998	OHC	235x24.1x21	QKT1754AF <sup>13</sup>	-	-	-
Xantia 2.0 HDi	2/99-	DW10ATED	1997	OHC	235x24.1x21	QKT1754AF <sup>13</sup>	-	-	-
Xantia 2.1 TD	7/95-	XUD11BTE	2088	OHC	235x24.1x21	QKT1754AF <sup>13</sup>	-	-	-
Xantia 3.0i V6 24V Activa	11/96-	ES9J4	2946	V6	242x x21	QKT1803AF <sup>13</sup>	-	-	-
XM 2.0	5/89-94	XU102C	1998	OHC	215x20.8x18	QKT638AF	Q90252	C1183AF	CCT315
XM 2.0i	5/89-94	XU10J2	1998	OHC	215x20.8x18	QKT638AF	Q90252	C1183AF	CCT315
XM 2.0i 16V	7/94-	XU10J4R	1998	DOHC	215x20.8x18	QKT1762AF	Q90669	C1097AF	⊗
XM 2.0i 16V Break (ME )	7/94-	XU10J4R	1998	DOHC	228x x21	QKT2082AF <sup>13</sup>	-	-	-
XM 2.0i Turbo	9/92-	XU10J2TE	1998	OHC	228x24.1x21	QKT1756AF <sup>13</sup>	-	-	-
XM 2.1 D	9/89-97	XUD11A	2138	OHC	215x20.9x18	QKT3527AF	-	-	CCT315
XM 2.1 TD	11/89-6/95	XUD11ATE	2088	OHC	228x24.1x21	QKT1757AF <sup>13</sup>	-	-	-
XM 2.5 TD	7/94-	DK5ATE	2446	OHC	242x x21	QKT1277AF <sup>13</sup>	-	-	-
XM 3.0i V6	5/89-6/94	ZPJ	2975	V6	228x24.1x21	QKT3504AF <sup>13</sup>	-	-	-
XM 3.0i V6	7/94-97	ZPJ	2963	V6	242x x21	QKT1276AF <sup>13</sup>	-	-	-
XM 3.0i V6 24V	7/90-6/94	ZPJ4	2975	V6	235x24x21	QKT1248AF <sup>13</sup>	-	-	-
XM 3.0i V6 24V	7/94-97	ZPJ4	2963	V6	242x x21	QKT1276AF <sup>13</sup>	-	-	-
Xsara 1.4i (-rp.7632)	7/97-10/97	TU3JP	1360	OHC	181x20.8x18	QKT1136AF	Q90277	C1180AF	CCT315
Xsara 1.4i (rp.7633-)	10/97-9/00	TU3JP	1360	OHC	180x21x18	QKT2049AF	Q90892	-	CCT371
Xsara 1.5 D	5/98-9/00	TUD5	1527	OHC	180x20.7x18	QKT1535AF	Q90696	C1662AF	CCT315
Xsara 1.6i (-rp.7875)	7/97-6/98	TU5JP	1587	OHC	200x20.8x18	QKT696AF	Q90297	C1227AF	CCT371
Xsara 1.6i (rp.7876-)	6/98-9/00	TU5JP	1587	OHC	-	-	-	-	CCT371
Xsara 1.8i (-rp.7728)	7/97-1/98	XU7JB	1761	OHC	200x20.8x18	QKT700AF	Q90655	C1181AF	CCT315
Xsara 1.8i (rp.7729-)	1/98-9/00	XU7JB	1761	OHC	200x x18	QKT2058AF	Q90655	-	CCT371
Xsara 1.8i 16V (-rp.7728)	7/97-1/98	XU7JP4	1761	DOHC	200x20.8x18	QKT700AF	Q90655	C1181AF	CCT315
Xsara 1.8i 16V (rp.7729-)	1/98-9/00	XU7JP4	1761	DOHC	200x x18	QKT2058AF	Q90655	-	CCT371
Xsara 1.8 D	3/98-5/99	XUD7	1769	OHC	200x20.8x18	QKT2001AF	Q90655	C1619AF	CCT371
Xsara 1.9 D (-rp.7728)	7/97-1/98	XUD9A	1905	OHC	200x20.8x18	QKT698AF	Q90655	C1619AF	CCT315
Xsara 1.9 D (rp.7729-)	1/98-1/99	XUD9A	1905	OHC	200x20.8x18	QKT2001AF	Q90655	C1619AF	CCT371
Xsara 1.9 HDi	6/99-9/00	DW8	1868	OHC	200x20.7x18	QKT2067AF	Q90655	-	CCT371
Xsara 1.9 TD	7/97-9/00	XUD9TE	1905	OHC	215x20.8x18	QKT767AF	Q90669	C1183AF	⊗
Xsara 1.9 TD	3/98-99	XUD9BSD	1905	OHC	200x20.7x18	QKT2067AF	Q90655	-	CCT371
Xsara 2.0i 16V	1/98-	XU10J4RS	1998	DOHC	215x20.8x18	QKT1762AF	Q90669	C1097AF	⊗
ZX 1.1	3/91-2/98	TU1/K	1124	OHC	181x20.8x18	QKT723AF	Q90207	C1180AF	CCT315
ZX 1.1i	3/91-2/98	TU1M	1124	OHC	181x20.8x18	QKT723AF	Q90207	C1180AF	CCT315
ZX 1.4	3/91-92	TU3	1360	OHC	181x20.8x18	QKT723AF	Q90207	C1180AF	CCT315
ZX 1.4i (-rp.7632)	3/91-10/97	TU3M	1360	OHC	181x20.8x18	QKT723AF	Q90207	C1180AF	CCT315
ZX 1.4i (rp.7633-)	10/97-98	TU3M	1360	OHC	180x21x18	QKT2049AF	Q90892	-	CCT371
ZX 1.4 D	7/94-97	TUD3	1360	OHC	181x20.8x18	QKT1136AF	Q90277	C1180AF	CCT315
ZX 1.5 D	6/96-98	TUD5	1527	OHC	180x20.7x18	QKT1535AF	Q90696	C1662AF	CCT315
ZX 1.6i	3/91-2/98	XU5M,XU5JP	1580	OHC	200x20.8x18	QKT676AF	Q90655	C1172AF	CCT315
ZX 1.8i 8V	9/92-98	XU7JP	1761	OHC	200x20.8x18	QKT676AF	Q90655	C1172AF	CCT315
ZX 1.8i 16V	4/96-97	XU7JP4	1761	DOHC	200x20.8x18	QKT700AF	Q90655	C1181AF	CCT315
ZX 1.8 D	10/91-95	XUD7A	1769	OHC	200x20.8x18	QKT698AF	Q90655	C1619AF	CCT315
ZX 1.9i Volcane	3/91-94	XU9JA	1905	OHC	200x20.8x18	QKT676AF	Q90655	C1172AF	CCT315
ZX 1.9 D	10/91-98	XUD9/A	1905	OHC	200x20.8x18	QKT698AF	Q90655	C1619AF	CCT315
ZX 1.9 TD	7/92-98	XUD9TE	1905	OHC	215x20.8x18	QKT767AF	Q90669	C1183AF	⊗
ZX 2.0i 8V	9/92-96	XU10J2C	1998	OHC	215x20.8x18	QKT638AF	Q90252	C1183AF	CCT315
ZX 2.0i 16V	10/92-97	XU10J4RS	1998	DOHC	215x20.8x18	QKT1762AF	Q90669	C1097AF	⊗

13 Kit only - Vendu seulement en kit - Nur als Satz Verfügbar  
 Gearbox - Boîte de vitesse - Getriebe  
 ⊗ Pull Type - Embrayage Tiré - Kupplung mit gezogener Betätigung





CC

**DAEWOO**

Espero 1.5i 16V (JF)	4/95-9/97	A15MF	1498	DOHC	215x20.5x24	QKT374AF	Q10047	C1095AF	CCT331
Espero 1.8i (JF)	4/95-9/97	C18LE	1796	OHC	215x20.5x24	QKT374AF	Q10047	C1038AF	CCT331
Espero 2.0i (JA)	4/95-9/97	C20LE	1998	OHC	215x20.5x24	QKT374AF	Q10047	C1038AF	CCT331
Korando 2.3i 16V 4x4 (KE23)	3/99-	E23	2295	DOHC	225x24.3x22	QKT2000AF <sup>13</sup>	-	-	-
Lanos 1.4i (TF48)	9/97-	A13SM	1349	OHC	185x20.7x24	QKT1973AF	-	-	CCT331
Lanos 1.6i 16V (TF48)	9/97-	16DMS	1598	DOHC	215x20.7x24	QKT1974AF	-	-	CCT331
Leganza 2.0i 16V (VF69)	9/97-	20DMS	1998	DOHC	225x25x14	QKT1975AF	-	-	CCT331
Matiz 796cc (M100)	4/98-	F8C	796	OHC	170x19.1x18	QKT1972AF <sup>13</sup>	-	-	-
Nexia 1.5i (TA,TF)	4/95-9/97	A15MF	1498	OHC	200x20x24	QKT350AF	Q10046	C1048AF	CCT331
Nexia 1.5i 16V (TA,TF)	4/95-9/97	G15MF	1498	DOHC	215x20.5x24	QKT374AF	Q10047	C1095AF	CCT331
Nubira 1.6i 16V (JF69,JF35)	9/97-	16DMS	1598	DOHC	215x20.7x24	QKT1974AF	-	-	CCT331
Nubira 2.0i 16V (JF,JA)	9/97-	20DMS	1998	DOHC	225x25x14	QKT1975AF	-	-	CCT331
Tico 796cc	5/91-	F8CB	796	OHC	170x19.1x18	QKT1971AF	Q90850	C1851AF	CCT607

**DAIHATSU**

Applause 1.6 16V (A101)(-ch.628398)	10/89-9/90	HD-C	1589	OHC	180x21x20	QKT1634AF	Q90647	C1404AF	CCT351
Applause 1.6 16V (A101)(ch.628399-)	10/90-91	HD-C	1589	OHC	190x22x20	QKT1599AF	Q90478	C1469AF	CCT351
Applause 1.6i 16V (A101)(-ch.628398)	10/89-9/90	HD-E	1589	OHC	180x21x20	QKT1634AF	Q90647	C1404AF	CCT351
Applause 1.6i 16V (A101)(ch.628399-)	10/90-96	HD-E	1589	OHC	190x22x20	QKT1599AF	Q90478	C1469AF	CCT351
Charade 1.0 (G10)	9/79-12/82	CB20	993	OHC	160x19x18	QKT1635AF	Q90366	C1000AF	CCT263
Charade 1.0 (G11)	2/83-1/87	CB22	993	OHC	170x19x18	QKT520AF	Q90539	C1059AF	CCT351
Charade 1.0 (G100)	2/87-2/93	CB20	993	OHC	170x22x20	QKT1166AF	Q90539	C1292AF	CCT351
Charade 1.0 Turbo (G11)	11/83-1/87	CB60	993	OHC	170x19x18	QKT1171AF	Q90321	C1370AF	CCT351
Charade 1.0 Turbo (G100)	2/87-6/90	CB50	993	OHC	170x22x20	QKT1170AF	Q90321	C1292AF	CCT351
Charade 1.0 G-Ti Turbo 12V (G100)	2/87-6/93	CB80	993	DOHC	180x21x20	QKT1636AF	Q90322	C1404AF	CCT351
Charade 1.0 D (G30)	7/83-5/87	CL10	993	OHC	170x19x18	QKT520AF	Q90539	C1059AF	CCT351
Charade 1.0 TD (G30)	1985-5/87	CL60	993	OHC	170x19x18	QKT1637AF	Q90321	C1059AF	CCT351
Charade 1.0 TD (G101)	5/87-6/93	CL60	993	OHC	170x21.5x20	QKT1172AF	Q90321	C1261AF	CCT351
Charade 1.3 16V (G102)	4/89-10/92	HC-C	1295	OHC	180x21x20	QKT1597AF	Q90477	C1404AF	CCT351
Charade 1.3i 16V (G102)	11/90-6/93	HC-E	1295	OHC	180x21x20	QKT1597AF	Q90477	C1404AF	CCT351
Charade 1.3i 16V (G200)	6/93-	HC-E	1295	OHC	190x22x20	QKT1599AF	Q90478	C1469AF	CCT351
Charade 1.5i 16V (G203)	9/94-	HE-E	1499	OHC	190x22x20	QKT1599AF	Q90478	C1469AF	CCT351
Charade 1.6i 16V (G201)	6/93-3/96	HD-E	1590	OHC	190x22x20	QKT1599AF	Q90478	C1469AF	CCT351
Charmant 1.3 (A35)	8/81-86	4K	1290	OHV	180x22x19	QKT167AF	Q90058	C823AF	CCT250
Charmant 1.4 (A20)	3/78-79	TJ	1407	OHV	190x24x21	QKT486AF	Q90146	C1016AF	CCT254
Charmant 1.6 (A45)	8/81-8/83	2T	1588	OHV	190x24x21	QKT486AF	Q90146	C1016AF	CCT254
Charmant 1.6 (A60)	8/83-11/85	4A	1587	OHC	200x24x21	QKT648AF	Q90313	C1076AF	CCT254
Charmant 1.6 (A60)	12/85-87	4A	1587	OHC	200x24x21	QKT733AF	Q90146	C1076AF	CCT254
Cuore 659cc Turbo 4x4 (L510S)	9/94-99	EF-RL	659	DOHC	170x20.1x18	QKT2223AF	-	-	CCT363
Cuore 847cc (L501)	6/97-12/98	ED	847	OHC	170x20.1x18	QKT2003AF	-	-	CCT363
Cuore 1.0i (L701)	12/98-	EJ	989	OHC	170x22.1x20	QKT2151AF	-	-	CCT351
Domino 547cc (L55)	5/81-5/82	AB	547	OHC	150x19.1x18	QKT1639AF	-	-	CCT263
Domino 617cc (L60)	6/82-5/83	AD	617	OHC	150x19.1x18	QKT1639AF	-	-	CCT263
Domino 617cc (L60)	6/83-85	AD	617	OHC	160x19.1x18	QKT1640AF	-	-	CCT342
Domino 846cc (L80)	1/86-90	ED	846	OHC	160x19.1x18	QKT1641AF	Q90531	C1403AF	CCT363
Fourtrak 2.0 4x4 (F80,85,87)	10/84-92	3Y	1998	OHV	236x29x21	QKT1126AF	Q90201	C1024AF	CCT254
Fourtrak 2.2 4x4 (F95,98)	9/91-93	4Y	2237	OHV	236x29x21	QKT1510AF	Q90759	C1749AF	CCT254
Fourtrak 2.8 D 4x4 (F70,75,77)	4/84-93	DL	2765	OHV	240x28.9x21	QKT575AF	Q90499	C1401AF	CCT360
Fourtrak 2.8 TD 4x4 (F70,75,77)	4/84-3/91	DL-T	2765	OHV	240x29x21	QKT1604AF	Q90475	C1750AF	CCT360
Fourtrak 2.8 TD 4x4 (F70,73,75,77,78)	4/91-	DL-T	2765	OHV	240x29x21	QKT1512AF	Q90760	C1750AF	CCT360
Grand Move 1.5i 16V (G303)	3/97-98	HE-E	1499	OHC	190x22x20	QKT1599AF	Q90478	C1469AF	CCT351
Grand Move 1.6i 16V (G301)	7/98-	HD	1590	OHC	190x22.1x20	QKT2005AF	Q90478	-	CCT351
Mira 846cc (L201)	12/92-95	ED	846	OHC	170x19.1x18	QKT1643AF	-	C1206AF	CCT363
Move 847cc (L601)	3/97-11/99	ED20	847	OHC	170x20.1x18	QKT2004AF	-	-	CCT363
Sirion 1.0i (M100S)	4/98-	EJ10	989	OHC	170x22.1x20	QKT2151AF	-	-	CCT351
Sportrak 1.6 16V (F300)	10/88-91	HD-C	1589	OHC	200x22.1x20	QKT608AF	Q90648	C1604AF	CCT342
Sportrak 1.6i 16V (F300)(-ch.074481)	4/90-7/93	HD-E	1589	OHC	200x22.1x20	QKT608AF	Q90648	C1604AF	CCT342
Sportrak 1.6i 16V (F300)(ch.074482-)	8/93-98	HD-E	1589	OHC	200x22.1x20	QKT1605AF	Q90648	C1604AF	CCT351
Terios 1.3i 16V 4x4 (J100)	8/97-	HC-E	1296	OHC	190x22.1x20	QKT2006AF	-	-	CCT351





CC



D

## DAIHATSU

55 547cc (S60)	1/78-8/78	AB	547	OHC	160x19.1x18	QKT1640AF	-	-	CCT342
55 547cc (S60,S65)	8/78-83	AB	547	OHC	160x19.1x18	QKT1645AF <sup>13</sup>	-	-	-
55 843cc (S70)	1/83-5/86	CD	843	OHC	170x19x18	QKT599AF	Q90539	C1059AF	CCT342
Fourtrak Fieldman 2.8 TD 4x4	7/93-	DL-T	2765	OHV	240x29x21	QKT1512AF	Q90760	C1750AF	CCT360
Hi-Jet 843cc (S84)	6/86-89	CD	843	OHC	170x19x18	QKT599AF	Q90539	C1059AF	CCT342
Hi-Jet 1.0 4x4 (S86)	7/86-89	CB	993	OHC	170x19x18	QKT599AF	Q90539	C1059AF	CCT342
Hi-Jet 1.0 (S85)	12/92-7/94	CB41	993	OHC	180x20.1x18	QKT1646AF	-	-	CCT342
Hi-Jet 1.0i (S85)	8/94-7/98	CB42	993	OHC	180x22.1x20	QKT1647AF	-	-	CCT342
Hi-Jet 1.2 D (S85)	5/95-3/98	LDW1204	1221	OHC	-	-	-	-	CCT351
Hi-Jet 1.3i 16V (S85)	8/98-	HC-E	1295	OHC	-	-	-	-	CCT342
Hi-Jet 1.4 D (S85)	4/98-	LDW1404	1371	OHC	-	-	-	-	CCT351
Sportrak 1.6i 16V	6/95-98	HD-E	1589	OHC	200x22.1x20	QKT1605AF	Q90648	C1604AF	CCT351
Taft 1.6 4x4 (F20,F25)	11/79-82	12R	1587	OHV	212x29x21	QKT1644AF	Q90123	C993AF	CCT111
Taft 2.5 D 4x4 (F50,F55)	11/79-84	DG	2530	OHV	240x28.9x21	QKT575AF	Q90499	C1401AF	CCT360

## FIAT

124 1.2	1968-75	124A.000	1197	OHV	180x23x20	-	Q90024	C842AF	CCT110
124 1.4 Special,Special T	10/68-75	124B2.000	1438	OHC	200x23x20	QKT141AF	Q90046	C912AF	CCT110
124 1.4 Sport Coupe,Spider	1969-72	124B2.000	1438	DOHC	200x23x20	QKT141AF	Q90046	C912AF	CCT110
124 1.6 Special T	9/72-75	132AB.000	1592	DOHC	200x23x20	QKT141AF	Q90046	C912AF	CCT110
124 1.6 Sport Coupe,Spider	10/69-75	125BC.000	1608	DOHC	215x23x20	QKT240AF	Q90050	C901AF	CCT110
124 1.8 Sport Coupé	9/72-77	132C	1756	DOHC	215x23x20	QKT240AF	Q90050	C901AF	CCT110
125 1.6	10/68-72	125A.000	1608	DOHC	200x23x20	QKT141AF	Q90046	C912AF	CCT110
126 594cc	10/72-87	126A.000	594	OHV	160x18x20	QKT287AF	Q90238	C776AF	CCT150
126 652cc	9/77-87	126A1.000	652	OHV	160x18x20	QKT287AF	Q90238	C776AF	CCT150
126 704cc Bis	1/88-	126A2.000	704	OHV	160x18x20	QKT359AF	Q90238	C1025AF	CCT150
127 903cc	3/71-3/77	127GL.000	903	OHV	160x18x20	QKT194AF	Q90040	C1025AF	CCT151
127 903cc	4/77-85	127GL.000	903	OHV	170x18x20	QKT502AF	Q90161	C1158AF	CCT151
127 1.0	4/77-86	127A.000	1049	OHC	180x17x20	QKT508AF	Q90233	C1241AF	CCT151
127 1.0 Panorama	5/83-87	127A.000	1049	OHC	180x19x17	QKT139AF	Q90225	C904AF	CCT336
127 1.3 Sport	7/81-85	127A3.000	1301	OHC	180x17x20	QKT508AF	Q90233	C1241AF	CCT151
127 1.3 D	2/81-87	127A5.000	1301	OHC	170x19x17	QKT852AF	Q90240	C1263AF	CCT336
128 1.1	3/69-3/74	128A.000	1116	OHC	180x19x17	QKT284AF	Q90024	C904AF	CCT336
128 1.1	4/74-81	128A.000	1116	OHC	180x19x17	QKT139AF	Q90225	C904AF	CCT336
128 1.3	4/74-80	128A1.000	1290	OHC	180x19x17	QKT139AF	Q90225	C904AF	CCT336
131 Mirafiori 1.3	11/74-2/81	131A.000	1297	OHV	180x23x20	QKT140AF	Q90225	C842AF	CCT110
131 Mirafiori 1.4	3/81-84	131C.000	1367	OHC	180x23x20	QKT140AF	Q90225	C842AF	CCT110
131 Mirafiori 1.6	11/74-84	131A1.000	1585	OHV	200x23x20	QKT141AF	Q90046	C912AF	CCT110
131 Mirafiori 1.6	11/74-84	131A1.000	1585	OHV	215x23x20	QKT240AF	Q90050	C901AF	CCT110
131 Mirafiori 2.0	5/78-84	154C3,154C5	1995	DOHC	215x23x20	QKT240AF	Q90050	C901AF	CCT110
131 Mirafiori 2.0 D	3/78-84	8144.65	1995	OHC	215x23x20	QKT307AF	Q90175	C1036AF	CCT110
131 Mirafiori 2.5 D	11/77-84	8144.61	2445	OHC	215x23x20	QKT307AF	Q90175	C1036AF	CCT110
131 Supermirafiori 1.3	3/78-81	131B.000	1297	OHV	200x23x20	QKT141AF	Q90046	C912AF	CCT110
131 Supermirafiori 1.4	3/81-85	131C1.000	1367	OHC	200x23x20	QKT141AF	Q90046	C912AF	CCT110
131 Supermirafiori 1.6	3/78-84	131B1.000	1585	DOHC	200x23x20	QKT141AF	Q90046	C912AF	CCT110
132 1.6	4/72-8/81	132B,132C	1585	OHC	200x23x20	QKT141AF	Q90046	C912AF	CCT110
132 1.8	10/72-78	132B1.000	1756	OHC	215x23x20	QKT240AF	Q90050	C901AF	CCT110
132 2.0	4/77-81	132C2.000	1995	DOHC	215x23x20	QKT240AF	Q90050	C901AF	CCT110
132 2.0 i.e.	9/79-81	132DB,2A0	1995	DOHC	215x23x20	QKT240AF	Q90050	C901AF	CCT110
132 2.0 D	10/78-80	-	1995	OHC	215x23x20	QKT307AF	Q90175	C1036AF	CCT110
132 2.5 D	9/78-81	8140.61	2445	OHC	215x23x20	QKT307AF	Q90175	C1036AF	CCT110
500 499cc	1965-76	110F	499	OHV	160x18x20	QKT287AF	Q90238	C776AF	CCT150
Argenta 1.6	4/81-86	132D3.000	1585	DOHC	200x23x20	QKT141AF	Q90046	C912AF	CCT110
Argenta 2.0	4/81-86	132D1.000	1995	DOHC	215x23x20	QKT240AF	Q90050	C901AF	CCT110
Argenta 2.0 130 Volumex	5/83-86	132E	1995	DOHC	230x23x20	-	Q90694	C5121AF	CCT110
Argenta 2.0 i.e.	4/81-86	132C3.000	1995	DOHC	215x23x20	QKT240AF	Q90050	C901AF	CCT110
Argenta 2.5 D	5/83-86	8144.61	2445	OHC	215x23x20	QKT307AF	Q90175	C1036AF	CCT110
Argenta 2.5 TD	5/83-86	8144.81	2445	OHC	230x23x20	-	Q90694	C5121AF	CCT110
Barchetta 1.8i 16V	4/95-	183A1.000	1747	DOHC	215x23x20	QKT1286AF	Q90711	C1679AF	CCT407
Brava 1.2i 16V	8/98-	182B2.000	1242	DOHC	190	QKT2113AF	-	-	CCT372
Brava 1.4 i.e.12V (C514 )	6/95-99	182A3,A5	1372	OHC	190x17.7x20	QKT1288AF	-	C1677AF	CCT372
Brava 1.4 i.e.12V (C513 )	6/95-99	182A3,A5	1372	OHC	-	-	-	-	CCT336
Brava 1.6 i.e.16V	6/95-	182A4,A6	1581	DOHC	200x23x20	QKT1289AF	-	-	CCT336
Brava 1.8 i.e.16V	6/95-	182A2.000	1747	DOHC	215x23x20	QKT1286AF	Q90711	C1679AF	CCT407
Brava 1.9 D	6/95-97	160A7.000	1929	OHC	200x23x20	QKT1573AF	Q90782	C1780AF	CCT336
Brava 1.9 TD (75hp)	3/96-	182A8.000	1910	OHC	215x23x20	QKT1624AF	-	-	CCT407
Brava 1.9 TD (100hp)	3/96-99	182A7.000	1910	OHC	215x23x20	QKT1624AF	-	-	CCT407
Brava 1.9 JTD	9/98-	182B4.000	1910	OHC	230	QKT1216AF	-	-	CCT336

13

Kit only - Vendu seulement en kit - Nur als Satz Verfügbar  
Gearbox - Boîte de vitesse - Getriebe

4 speed gearbox - Boîte à 4 vitesses - 4-Gang Getriebe

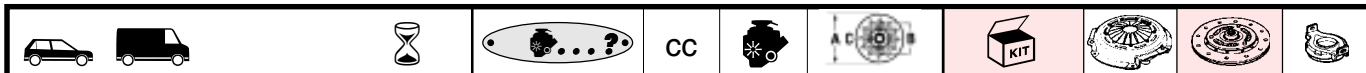


5 speed gearbox - Boîte à 5 vitesses - 5-Gang Getriebe

**... FIAT**

Bravo 1.2i 16V	8/98-	182B2.000	1242	DOHC	190	QKT2113AF	-	-	CCT372
Bravo 1.4 i.e. 12V (C514 )	6/95-99	182A3,A5	1372	OHC	190x17.7x20	QKT1288AF	-	C1677AF	CCT372
Bravo 1.4 i.e. 12V (C513 )	6/95-99	182A3,A5	1372	OHC	-	-	-	-	CCT336
Bravo 1.6 i.e. 16V	6/95-	182A4,A6	1581	DOHC	200x23x20	QKT1289AF	-	-	CCT336
Bravo 1.8 i.e. 16V	6/95-	182A2.000	1747	DOHC	215x23x20	QKT1286AF	Q90711	C1679AF	CCT407
Bravo 1.9 D	6/95-97	160A7.000	1929	OHC	200x23x20	QKT1573AF	Q90782	C1780AF	CCT336
Bravo 1.9 TD (75hp)	3/96-	182A8.000	1910	OHC	215x23x20	QKT1624AF	-	-	CCT407
Bravo 1.9 TD (100hp)	3/96-99	182A7.000	1910	OHC	215x23x20	QKT1624AF	-	-	CCT407
Bravo 1.9 JTD	9/98-	182B4.000	1910	OHC	230	QKT2126AF	-	-	CCT336
Bravo 2.0 i.e. 20V	6/95-	182A1.000	1995	DOHC	230x20.1x20	QKT1287AF	-	C1680AF	CCT407
Cinquecento 704cc	6/92-98	170A.000,046	704	OHV	160x17.7x20	QKT683AF	Q90299	C1622AF	CCT150
Cinquecento 899cc	6/92-98	1170A1.046	899	OHV	170x17.7x20	QKT674AF	Q90161	C1171AF	CCT151
Cinquecento 903cc	6/92-98	170A1.046	903	OHV	170x17.7x20	QKT674AF	Q90161	C1171AF	CCT151
Cinquecento 1.1 i.e. Sporting	10/94-98	176B2.000	1108	OHC	182x17.7x20	QKT786AF	Q90671	C1633AF	CCT372
Coupé 1.8i 16V	7/96-	183A1.000	1747	DOHC	215x23x20	QKT1286AF	Q90711	C1679AF	CCT407
Coupé 2.0i 16V	11/93-96	836A3.000	1995	DOHC	215x23x20	QKT1469AF	Q90050	C1686AF	CCT407
Coupé 2.0i 16V Turbo	11/93-96	175A1.000	1995	DOHC	235x23.7x20	QKT1237AF <sup>13</sup>	-	-	-
Coupé 2.0i 20V	7/96-	182A1.000	1998	DOHC	215x23x20	QKT1469AF	Q90050	C1686AF	CCT407
Coupé 2.0i 20V Turbo (● -782993)	7/96-10/97	175A3.000	1998	DOHC	235x23.7x20	QKT1237AF <sup>13</sup>	-	-	-
Croma 1.6	10/85-91	154A.048	1585	OHC	200x23x20	QKT332AF	Q90046	C912AF	CCT336
Croma 1.9 TD	7/88-96	154C6,154D1	1929	OHC	230x23x20	QKT878AF	Q90694	C5121AF	CCT336
Croma 2.0 CHT	10/85-92	154A1,154C5	1995	DOHC	215x23x20	QKT333AF	Q90050	C901AF	CCT336
Croma 2.0 i.e.	10/85-96	154C,834B	1995	DOHC	215x23x20	QKT333AF	Q90050	C901AF	CCT336
Croma 2.0 i.e. 16V	11/92-96	154E1.000	1995	DOHC	215x23x20	QKT333AF	Q90050	C901AF	CCT336
Croma 2.0 i.e. Turbo	10/85-12/87	154A2	1995	DOHC	230x23x20	QKT878AF	Q90694	C5121AF	CCT336
Croma 2.0 i.e. Turbo	1/88-96	154A2,154C4	1995	DOHC	230x23x20	QKT894AF	Q15081	C5121AF	CCT336
Croma 2.4 TD (● -900833)	5/86-6/88	8144.91	2445	OHC	230x23x20	QKT878AF	Q90694	C5121AF	CCT336
Croma 2.4 TD (● 900834-)	5/86-6/88	8144.91	2445	OHC	230x23x20	QKT894AF	Q15081	C5121AF	CCT336
Croma 2.5 i.e.	6/93-96	834G.000	2492	V6	230x23x20	QKT894AF	Q15081	C5121AF	CCT336
Croma 2.5 D	10/85-88	8144.67	2499	OHC	215x23x20	QKT333AF	Q90050	C901AF	CCT336
Croma 2.5 TD	7/88-96	8144.97	2500	OHC	230x23x20	QKT894AF	Q15081	C5121AF	CCT336
Duna 1.1 60	6/87-91	146A6.000	1116	OHC	180x19x17	QKT856AF	Q90225	C5122AF	CCT336
Duna 1.3 70	6/87-91	146A5.000	1301	OHC	180x19x17	QKT856AF	Q90225	C5122AF	CCT336
Duna 1.7 D 60	6/87-89	149B3.000	1697	OHC	200x19x17	QKT1585AF	Q90211	C1788AF	CCT336
Marea 1.2i 16V	3/99-	182B2.000	1242	DOHC	190	QKT2113AF	-	-	CCT372
Marea 1.4 i.e. 12V	7/96-99	182A3.000	1372	OHC	190x17.7x20	QKT1288AF	-	C1677AF	CCT372
Marea 1.6 i.e. 16V	7/96-	182A4,185A3	1581	DOHC	200x23x20	QKT1289AF	-	-	CCT336
Marea 1.8 i.e. 16V	7/96-	182A2.000	1747	DOHC	215x23x20	QKT1286AF	Q90711	C1679AF	CCT407
Marea 1.9 TD (75hp)	7/96-	182A8.000	1910	OHC	215x23x20	QKT1624AF	-	-	CCT407
Marea 1.9 TD (100hp)	7/96-99	182A7.000	1910	OHC	215x23x20	QKT1624AF	-	-	CCT407
Marea 1.9 JTD	3/99-	182B4.000	1910	OHC	230	QKT2126AF	-	-	CCT336
Marea 2.0 i.e. 20V	7/96-	182A1.000	1998	DOHC	230x20.1x20	QKT1287AF	-	C1680AF	CCT407
Marea 2.4 TD	7/96-99	185A2.000	2387	OHC	235x23.1x20	QKT1886AF <sup>13</sup>	-	-	-
Multipla 1.6i 16V	11/98-	182A4.000	1581	DOHC	-	-	-	-	CCT336
Multipla 1.9 JTD	11/98-	182B4.000	1910	OHC	230	QKT2126AF	-	-	CCT336
Palio Weekend 1.2i 75	9/97-	178B5.000	1242	OHC	180x x20	QKT2114AF <sup>13</sup>	-	-	-
Palio Weekend 1.6 i.e. 16V 100	9/97-	178B3.000	1581	DOHC	200x23.1x20	QKT2088AF	-	-	CCT336
Palio Weekend 1.7 TD 70	9/97-	176A3.000	1698	OHC	200x x20	QKT2131AF	-	-	CCT336
Panda 652cc	7/80-86	141A.000	652	OHV	160x18x20	QKT301AF	Q90151	C1025AF	CCT150
Panda 769cc	3/86-93	156A4.000	769	OHC	160x17.7x20	QKT360AF	Q90161	C1090AF	CCT151
Panda 843cc	10/80-86	100GL6.000	843	OHV	170x18x20	QKT502AF	Q90161	C1158AF	CCT151
Panda 899cc	10/89-	1170A1.046	899	OHC	170x18x20	QKT502AF	Q90161	C1158AF	CCT151
Panda 903cc	7/80-86	100GL3.000	903	OHV	170x18x20	QKT502AF	Q90161	C1158AF	CCT151
Panda 903cc	11/88-96	146A.048	903	OHV	170x18x20	QKT502AF	Q90161	C1158AF	CCT151
Panda 965cc 4x4	6/83-86	A112B1.054	965	OHV	170x18x20	QKT502AF	Q90161	C1158AF	CCT151
Panda 1.0	3/86-97	156A2,141C2	999	OHC	170x18x20	QKT502AF	Q90161	C1158AF	CCT151
Panda 1.0 4x4	3/86-96	156A3.000	999	OHC	170x18x20	QKT502AF	Q90161	C1158AF	CCT151
Panda 1.1 i.e.	6/89-	156C.046,176B2	1108	OHC	180x17x20	QKT508AF	Q90233	C1241AF	CCT151
Panda 1.1 i.e. 4x4	6/89-96	156C.046,176B2	1108	OHC	180x17x20	QKT508AF	Q90233	C1241AF	CCT151
Panda 1.3 D	4/86-92	156A5.000	1301	OHC	170x17.7x20	QKT855AF	Q90041	C1171AF	CCT151
Punto 55 1.1i	7/93-99	176A6,176B2	1108	OHC	182x17.7x20	QKT786AF	Q90671	C1633AF	CCT372
Punto 60 1.2i	7/93-99	176A7,176B4	1242	OHC	182x17.7x20	QKT786AF	Q90671	C1633AF	CCT372
Punto 75 1.2i	7/93-97	176A8.000	1242	OHC	182x17.7x20	QKT786AF	Q90671	C1633AF	CCT372
Punto 85 1.2i 16V	5/97-99	176B9.000	1242	DOHC	190	QKT2113AF	-	-	CCT372
Punto 90 1.6i	11/93-97	176A9.000	1581	OHC	190x17.7x20	QKT1327AF	Q90783	C1677AF	CCT372
Punto 1.4i GT Turbo	7/93-99	176A4.000	1372	OHC	215x23x20	QKT1576AF	Q90785	C901AF	CCT407
Punto 1.7 D	4/94-11/96	176B3.000	1697	OHC	200x17.3x20	QKT1910AF	-	-	CCT372
Punto 1.7 TD	7/93-99	176A5,176A3	1697	OHC	200x23x20	QKT794AF	Q90675	C1196AF	CCT336
Punto 1.7 TD (LPT)	11/96-99	176B7.000	1698	OHC	200x22.3x20	QKT1909AF	-	-	CCT336
Punto (1999) 1.2i	8/99-	188A4.000	1242	OHC	180	QKT2132AF <sup>13</sup>	-	-	-
Punto (1999) 1.2i 16V	8/99-	188A5.000	1242	DOHC	190	QKT2133AF <sup>13</sup>	-	-	-
Punto (1999) 1.8i 16V	8/99-	183A1.000	1747	DOHC	200	QKT2134AF <sup>13</sup>	-	-	-
Punto (1999) 1.9 D	8/99-	188A3.000	1910	OHC	200	QKT2135AF <sup>13</sup>	-	-	-
Punto (1999) 1.9 JTD	8/99-	188A2.000	1910	OHC	230	QKT2126AF	-	-	CCT336

13 Kit only - Vendu seulement en kit - Nur als Satz Verfügbar  
Gearbox - Boîte de vitesse - Getriebe



... FIAT

Regata 60 1.1	7/86-90	146A4.000	1116	OHC	180x19x17	QKT139AF	Q90225	C904AF	CCT336
Regata 70 1.3	9/83-86	138B2.000	1299	OHC	180x19x17	QKT139AF	Q90225	C904AF	CCT336
Regata 70 1.3 (-ch.7272790)	9/83-86	149A7.000	1301	OHC	180x19x17	QKT139AF	Q90225	C904AF	CCT336
Regata 70 1.3 (ch.7272791- 6788701)	1986-90	149A7.000	1301	OHC	190x23x20	QKT622AF	Q90189	C1103AF	CCT336
Regata 70 1.3 (eng.6788702-)	1986-90	149A7.000	1301	OHC	181x23x20	QKT863AF	Q90225	C1102AF	CCT336
Regata 75 1.5 (ch.-7272790)	9/83-86	138B3.048	1498	OHC	190x19x17	QKT162AF	Q90189	C916AF	CCT336
Regata 75 1.5 (ch.7272791-)	1986-90	138B3.048	1498	OHC	190x23x20	QKT622AF	Q90189	C1103AF	CCT336
Regata 75 1.5 i.e.	10/85-90	138C2.048	1498	OHC	190x23x20	QKT1158AF	Q90189	C1103AF	CCT407
Regata 85 1.6	9/83-90	149A.000	1585	OHC	200x19x17	QKT506AF	Q90046	C1004AF	CCT324
Regata 100 1.6	9/83-8/84	149A2.000	1585	DOHC	200x19x17	QKT219AF	Q90046	C1004AF	CCT336
Regata 100 1.6 (ch.7056788-7540753)	9/84-6/87	149A4.000	1585	DOHC	200x19x17	QKT506AF	Q90046	C1004AF	CCT324
Regata 100 1.6 i.e (ch.7540754-)	6/87-90	149C3.000	1585	DOHC	200x23x20	QKT1099AF	Q90046	C912AF	CCT407
Regata 1.7 D	9/83-86	136B6.000	1714	OHC	200x19x17	QKT871AF	Q90211	C1047AF	CCT336
Regata 1.7 D	9/83-86	149B3.000	1698	OHC	200x19x17	QKT871AF	Q90211	C1047AF	CCT336
Regata 1.9 D	6/84-89	149A1.000	1929	OHC	200x19x17	QKT871AF	Q90211	C1047AF	CCT336
Regata 1.9 TD	7/86-4/87	831D1.000	1929	OHC	215x23x20	QKT865AF	Q90175	C1036AF	CCT336
Regata 1.9 TD	5/87-90	831D1.000	1929	OHC	215x23x20	QKT1098AF	Q90175	C1036AF	CCT407
Regata Weekend 1.3	9/83-86	138B2.000	1299	OHC	190x23x20	QKT622AF	Q90189	C1103AF	CCT336
Regata Weekend 1.3 (-ch.7272790)	1984-86	149A7.000	1301	OHC	190x19x17	QKT162AF	Q90189	C916AF	CCT336
Regata Weekend 1.3 (ch.7272791-)	1986-88	149A7.000	1301	OHC	190x23x20	QKT622AF	Q90189	C1103AF	CCT336
Regata Weekend 1.6 85	9/83-90	149A.000	1585	OHC	200x19x17	QKT506AF	Q90046	C1004AF	CCT324
Regata Weekend 1.6 100	9/84-6/87	149A4.000	1585	DOHC	200x19x17	QKT506AF	Q90046	C1004AF	CCT324
(ch.7056788-7540753)									
Regata Weekend 1.6 100 i.e	6/87-90	149C3.000	1585	DOHC	200x23x20	QKT1099AF	Q90046	C912AF	CCT407
(ch.7540754-)									
Regata Weekend 1.7 D	9/83-86	136B6.000	1714	OHC	200x19x17	QKT871AF	Q90211	C1047AF	CCT336
Regata Weekend 1.7 D	9/83-86	149B3.000	1698	OHC	200x19x17	QKT871AF	Q90211	C1047AF	CCT336
Regata Weekend 1.9 D	6/84-89	149A1.000	1929	OHC	200x19x17	QKT871AF	Q90211	C1047AF	CCT336
Regata Weekend 1.9 TD	7/86-4/87	831D1.000	1929	OHC	215x23x20	QKT865AF	Q90175	C1036AF	CCT336
Regata Weekend 1.9 TD	5/87-90	831D1.000	1929	OHC	215x23x20	QKT1098AF	Q90175	C1036AF	CCT407
Ritmo 60 1.0	2/80-82	127A6.000	1049	OHC	180x19x17	QKT139AF	Q90225	C904AF	CCT336
Ritmo 60 1.1	5/78-88	138A, 138B, 146A	1116	OHC	180x19x17	QKT139AF	Q90225	C904AF	CCT336
Ritmo 65 1.3	5/78-10/82	138A1.000	1299	OHC	180x19x17	QKT139AF	Q90225	C904AF	CCT336
Ritmo 70 1.3	11/82-88	138B2, 149A7	1301	OHC	180x19x17	QKT139AF	Q90225	C904AF	CCT336
Ritmo 75 1.5 ( 3991526)	5/78-10/82	138A2.000	1498	OHC	190x19x17	QKT162AF	Q90189	C916AF	CCT336
Ritmo 75 1.5 ( 3991527-4377685)	5/78-10/82	138A2.000	1498	OHC	180x19x17	QKT139AF	Q90225	C904AF	CCT336
Ritmo 75 1.5 ( 4377686-)	5/78-10/82	138A2.000	1498	OHC	190x19x17	QKT162AF	Q90189	C916AF	CCT336
Ritmo 75 1.5i (MPi)	4/85-4/88	138C2.048	1498	OHC	190x19x17	QKT162AF	Q90189	C916AF	CCT336
Ritmo 75 1.5i (SPi)	9/85-88	149C1.000	1498	OHC	190x23x20	QKT1158AF	Q90189	C1103AF	CCT407
Ritmo 85 1.5 ( 4378021)	1/81-4/83	138AE.000	1498	OHC	180x19x17	QKT139AF	Q90225	C904AF	CCT336
Ritmo 85 1.5 ( 4378022-)	1/81-4/83	138AE.000	1498	OHC	190x19x17	QKT162AF	Q90189	C916AF	CCT336
Ritmo 85 1.5	5/83-88	138B3, 149A5	1498	OHC	190x19x17	QKT162AF	Q90189	C916AF	CCT336
Ritmo 90 1.6 i.e.	4/85-88	149C2.000	1585	OHC	200x23x20	QKT1099AF	Q90046	C912AF	CCT407
Ritmo 100 1.6	4/85-88	149A4.048	1585	DOHC	200x19x17	QKT506AF	Q90046	C1004AF	CCT324
Ritmo 105TC 1.6	3/82-6/85	138AR.000	1585	DOHC	200x19x17	QKT219AF	Q90046	C1004AF	CCT336
Ritmo 125,130TC 2.0	10/81-88	138AR2.000	1995	DOHC	215x23x20	QKT333AF	Q90050	C901AF	CCT336
Ritmo D 1.7 D	2/80-85	138A5, 138B6	1714	OHC	200x19x17	QKT871AF	Q90211	C1047AF	CCT336
Ritmo D 1.7 D	11/82-88	149B3.000	1698	OHC	200x19x17	QKT871AF	Q90211	C1047AF	CCT336
Ritmo D 1.9 TD	4/85-4/87	149A1.000	1929	OHC	215x23x20	QKT865AF	Q90175	C1036AF	CCT336
Ritmo D 1.9 TD	5/87-88	149A1.000	1929	OHC	215x23x20	QKT1098AF	Q90175	C1036AF	CCT407
Seicento 899cc	3/98-	1170A1.046	899	OHV	170x17.7x20	QKT674AF	Q90161	C1171AF	CCT151
Seicento 1.1 i.e. Sporting (C514 )	3/98-	176B2.000	1108	OHC	182x17.7x20	QKT786AF	Q90671	C1633AF	CCT372
Siena 1.2i	9/98-	178B5.000	1242	OHC	180x x20	QKT2114AF <sup>13</sup>	-	-	-
Siena 1.6i 16V	9/97-	178B3.000	1581	DOHC	200x23.1x20	QKT2088AF	-	-	CCT336
Strada 60 1.1	5/83-88	138B1/C1, 146A4	1116	OHC	180x19x17	QKT139AF	Q90225	C904AF	CCT336
Strada 65 1.3	5/79-83	138A1.000	1299	OHC	180x19x17	QKT139AF	Q90225	C904AF	CCT336
Strada 70 1.3	5/83-88	138B2, 149A7	1301	OHC	180x19x17	QKT139AF	Q90225	C904AF	CCT336
Strada 75 1.5 ( 3991526)	5/79-82	138A2.000	1498	OHC	190x19x17	QKT162AF	Q90189	C916AF	CCT336
Strada 75 1.5 ( 3991527-4377685)	5/79-82	138A2.000	1498	OHC	180x19x17	QKT139AF	Q90225	C904AF	CCT336
Strada 75 1.5 ( 4377686-)	5/79-82	138A2.000	1498	OHC	190x19x17	QKT162AF	Q90189	C916AF	CCT336
Strada 85 1.5	12/81-88	138B3, 149A5	1498	OHC	190x19x17	QKT162AF	Q90189	C916AF	CCT336
Strada 105TC 1.6	9/81-85	138AR.000	1585	DOHC	200x19x17	QKT219AF	Q90046	C1004AF	CCT336
Strada 130TC 2.0 Abarth	6/84-87	138AR2.000	1995	DOHC	215x23x20	QKT333AF	Q90050	C901AF	CCT336
Tempra 1.4	11/89-93	159A2.000	1372	OHC	181x23x20	QKT863AF	Q90225	C1102AF	CCT336
Tempra 1.4 i.e.	2/90-96	160A1.046, 836A4	1372	OHC	181x23x20	QKT863AF	Q90225	C1102AF	CCT336
Tempra 1.4 i.e. Weekend	4/90-96	160A1.046	1372	OHC	190x23x20	QKT622AF	Q90189	C1103AF	CCT336
Tempra 1.6	11/89-93	159A3.000	1581	OHC	190x23x20	QKT622AF	Q90189	C1103AF	CCT336
Tempra 1.6 i.e.	11/89-96	159A3/B9, 835C1	1581	OHC	190x23x20	QKT622AF	Q90189	C1103AF	CCT336
Tempra 1.8 i.e. ( 1288842)	11/89-3/91	159A4.000	1756	OHC	200x23x20	QKT1099AF	Q90046	C912AF	CCT407
Tempra 1.8 i.e. ( 1288843-)	4/91-93	159A4.000	1756	OHC	215x23x20	QKT1156AF	Q90050	C901AF	CCT407
Tempra 1.8 i.e.16V ( 1288842)	2/90-3/91	160A5.000	1756	DOHC	200x23x20	QKT1099AF	Q90046	C912AF	CCT407
Tempra 1.8 i.e.16V ( 1288843-)	4/91-96	160A5.836A5	1756	DOHC	215x23x20	QKT1156AF	Q90050	C901AF	CCT407
Tempra 1.9 D	11/89-96	160A7.000	1929	OHC	200x23x20	QKT507AF	Q90211	C1091AF	CCT336
Tempra 1.9 TD	11/89-96	160A6/B6/D1	1929	OHC	215x23x20	QKT1098AF	Q90175	C1036AF	CCT407
Tempra 2.0 i.e.	11/89-96	159A6.046	1995	DOHC	215x23x20	QKT1156AF	Q90050	C901AF	CCT407
Tempra 2.0 i.e. 4x4 Weekend	3/92-95	159A6.046	1995	DOHC	230x23x20	QKT878AF	Q90694	C5121AF	CCT336

13 Kit only - Vendu seulement en kit - Nur in der kit  
Gearbox - Boîte de vitesse - Getriebe  
Engine - Moteur - Motor



CC



F

## ... FIAT

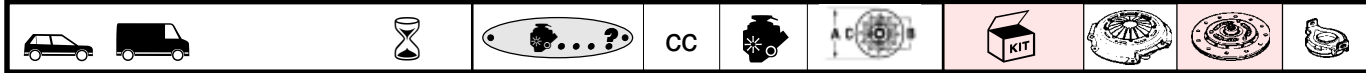
Tipo 1.1	3/88-93	160A3.000	1108	OHC	181x23x20	<b>QKT863AF</b>	<b>Q90225</b>	C1102AF	CCT336
Tipo 1.4	3/88-95	159A2,160A1	1372	OHC	181x23x20	<b>QKT863AF</b>	<b>Q90225</b>	C1102AF	CCT336
Tipo 1.4 i.e.	5/89-95	160A1.046,836A4	1372	OHC	181x23x20	<b>QKT863AF</b>	<b>Q90225</b>	C1102AF	CCT336
Tipo 1.6	3/88-93	160A2,159A3	1581	OHC	190x23x20	<b>QKT622AF</b>	<b>Q90189</b>	C1103AF	CCT336
Tipo 1.6 i.e.	3/88-95	160A2,835C1	1581	OHC	190x23x20	<b>QKT622AF</b>	<b>Q90189</b>	C1103AF	CCT336
Tipo 1.6 i.e. 2ACT	6/88-93	149C2.046	1585	DOHC	200x23x20	<b>QKT1099AF</b>	<b>Q90046</b>	C912AF	CCT407
Tipo 1.7 D	6/88-95	149B4.000	1697	OHC	200x23x20	<b>QKT507AF</b>	<b>Q90211</b>	C1091AF	CCT336
Tipo 1.8 i.e. ( 1288762)	4/89-3/91	159A4.000	1756	OHC	200x23x20	<b>QKT1099AF</b>	<b>Q90046</b>	C912AF	CCT407
Tipo 1.8 i.e. ( 1288763-)	4/91-93	159A4.000	1756	OHC	215x23x20	<b>QKT1156AF</b>	<b>Q90050</b>	C901AF	CCT407
Tipo 1.8 i.e.	3/93-95	835C2,836A5	1756	DOHC	215x23x20	<b>QKT1156AF</b>	<b>Q90050</b>	C901AF	CCT407
Tipo 1.8 i.e. 16V	11/89-93	160A5.000	1756	DOHC	215x23x20	<b>QKT1156AF</b>	<b>Q90050</b>	C901AF	CCT407
Tipo 1.9 D	6/88-95	160A7.000	1929	OHC	200x23x20	<b>QKT507AF</b>	<b>Q90211</b>	C1091AF	CCT336
Tipo 1.9 TD	6/88-2/90	160A6,160B6	1929	OHC	200x23x20	<b>QKT507AF</b>	<b>Q90211</b>	C1091AF	CCT336
Tipo 1.9 TD	3/90-95	160A6,160D1	1929	OHC	215x23x20	<b>QKT1098AF</b>	<b>Q90175</b>	C1036AF	CCT407
Tipo 2.0 i.e	6/90-95	159A5,159A6	1995	DOHC	215x23x20	<b>QKT1156AF</b>	<b>Q90050</b>	C901AF	CCT407
Tipo 2.0 i.e 16V	4/91-95	160A8.046,836A3	1995	DOHC	215x23x20	<b>QKT1156AF</b>	<b>Q90050</b>	C901AF	CCT407
Ulysse 1.8 i.e.	3/96-	LFW	1761	OHC	215x20.8x18	<b>QKT638AF</b>	<b>Q90252</b>	C1183AF	CCT315
Ulysse 1.9 TD (-ch.7110)	6/94-3/96	XUD9TEF	1905	OHC	228x24.1x21	<b>QKT1271AF</b>	<b>Q90742</b>	C1717AF	CCT379
Ulysse 1.9 TD (ch.7111-)	4/96-	XUD9TEF	1905	OHC	228x23.1x21	<b>QKT1753AF</b>	-	-	CCT379
Ulysse 2.0 i.e.	6/94-	RFU	1998	OHC	215x20.8x18	<b>QKT638AF</b>	<b>Q90252</b>	C1183AF	CCT315
Ulysse 2.0 i.e. 16V	9/98-	RFV	1998	DOHC	-	-	-	-	CCT379
Ulysse 2.0 i.e. Turbo (-ch.7328)	6/94-3/96	RGX	1998	OHC	228x24.1x21	<b>QKT1270AF</b>	<b>Q90742</b>	C1716AF	CCT379
Ulysse 2.0 i.e. Turbo (ch.7329-)	4/96-	RGX	1998	OHC	228x x21	<b>QKT2055AF</b>	<b>Q90742</b>	-	CCT379
Ulysse 2.1 TD	3/96-	P8C	2088	OHC	228x x21	<b>QKT2055AF</b>	<b>Q90742</b>	-	CCT379
Uno 45 903cc	1/83-10/89	146A.000	903	OHV	170x18x20	<b>QKT502AF</b>	<b>Q90161</b>	C1158AF	CCT151
Uno 45 903cc	10/89-95	146A.048	903	OHV	170x17.7x20	<b>QKT674AF</b>	<b>Q90161</b>	C1171AF	CCT151
Uno 45 1.0 (FIRE)(C501 )	10/85-6/92	156A2.000/246	999	OHC	170x18x20	<b>QKT502AF</b>	<b>Q90161</b>	C1158AF	CCT151
Uno 45 1.0i (FIRE)(C514 )	7/92-	156A2.246	999	OHC	170x17.3x20	<b>QKT1487AF</b>	<b>Q90749</b>	C1730AF	CCT372
Uno 45 1.0 ( 1288 )	10/89-	146B4.000	994	OHC	180x17x20	<b>QKT508AF</b>	<b>Q90233</b>	C1241AF	CCT151
Uno 55 1.1 (C501 )	1/83-85	138B.000	1116	OHC	180x17x20	<b>QKT508AF</b>	<b>Q90233</b>	C1241AF	CCT151
Uno 60 1.1 (C501 )	11/85-89	138B.000	1116	OHC	180x17x20	<b>QKT508AF</b>	<b>Q90233</b>	C1241AF	CCT151
Uno 60 1.1 (C506 ) ( 1288 )	1987-7/92	146A4.048	1116	OHC	180x19x17	<b>QKT856AF</b>	<b>Q90225</b>	C5122AF	CCT336
Uno 60 1.1 i.e. (FIRE)(C501 )	10/89-7/92	156C.046	1108	OHC	180x17x20	<b>QKT508AF</b>	<b>Q90233</b>	C1241AF	CCT151
(-ch.1882288)									
Uno 60 1.1 i.e. (FIRE)(C513 )	10/89-6/92	156C.046	1108	OHC	181x23x20	<b>QKT863AF</b>	<b>Q90225</b>	C1102AF	CCT336
(ch.1882289-)									
Uno 60 1.1 i.e. (FIRE)(C514 )	7/92-95	156C.046	1108	OHC	182x17.7x20	<b>QKT786AF</b>	<b>Q90671</b>	C1633AF	CCT372
Uno 70 1.3 (C510 )	1/83-10/89	138B2.000	1301	OHC	180x17x20	<b>QKT508AF</b>	<b>Q90233</b>	C1241AF	CCT151
Uno 70 1.3 (C510 )	11/85-10/89	149A7.000	1301	OHC	180x17x20	<b>QKT508AF</b>	<b>Q90233</b>	C1241AF	CCT151
(-ch.1044879,1906296)									
Uno 70 1.3 (C506 )	11/85-10/89	149A7.000	1301	OHC	180x19x17	<b>QKT139AF</b>	<b>Q90225</b>	C904AF	CCT336
(ch.1044880,1906297-)									
Uno 70 1.4 i.e.	10/89-12/92	146C1,160A1.046	1372	OHC	181x23x20	<b>QKT863AF</b>	<b>Q90225</b>	C1102AF	CCT336
Uno 70 1.4 i.e.	1/93-95	160A1.046	1372	OHC	182x17.7x20	<b>QKT786AF</b>	<b>Q90671</b>	C1633AF	CCT372
Uno 75 1.5 i.e.	3/85-89	138C2.048	1498	OHC	190x19x17	<b>QKT162AF</b>	<b>Q90189</b>	C916AF	CCT336
Uno 75 1.5 i.e.	10/89-12/92	149C1.000	1498	OHC	190x23x20	<b>QKT622AF</b>	<b>Q90189</b>	C1103AF	CCT336
Uno 75 1.5 i.e.	1/93-95	149C1.000	1498	OHC	190x17.7x20	<b>QKT1327AF</b>	<b>Q90783</b>	C1677AF	CCT372
Uno 1.3 i.e. Turbo (C506 ) ( 1288 )	5/85-10/89	146A2.000	1301	OHC	190x19x17	<b>QKT162AF</b>	<b>Q90189</b>	C916AF	CCT336
(-ch.7125572)									
Uno 1.3 i.e. Turbo (C506 ) ( 1288 )	1/87-10/89	146A2.146	1301	OHC	190x19x17	<b>QKT162AF</b>	<b>Q90189</b>	C916AF	CCT336
(-ch.7130388)									
Uno 1.3 i.e. Turbo (C513 ) ( 1288 )	5/85-10/89	146A2.000	1301	OHC	190x23x20	<b>QKT622AF</b>	<b>Q90189</b>	C1103AF	CCT336
(ch.7125573-)									
Uno 1.3 i.e. Turbo (C513 ) ( 1288 )	1/87-10/89	146A2.146	1301	OHC	190x23x20	<b>QKT622AF</b>	<b>Q90189</b>	C1103AF	CCT336
(ch.7130389-)									
Uno 1.3 i.e. Turbo (C510 )	9/89-6/92	146A2.246	1301	OHC	190x23x20	<b>QKT1158AF</b>	<b>Q90189</b>	C1103AF	CCT407
Uno 1.4 i.e. Turbo	10/89-9/93	146A8.000	1372	OHC	200x23x20	<b>QKT1099AF</b>	<b>Q90046</b>	C912AF	CCT407
Uno 1.3 D	5/83-96	127A5,146B1	1301	OHC	170x17.7x20	<b>QKT855AF</b>	<b>Q90041</b>	C1171AF	CCT151
Uno 1.4 TD (-ch.7344767)	4/86-95	146B.000	1367	OHC	200x19x17	<b>QKT1585AF</b>	<b>Q90211</b>	C1788AF	CCT336
Uno 1.4 TD (ch.7344768-)	4/86-95	146B.000	1367	OHC	200x23x20	<b>QKT507AF</b>	<b>Q90211</b>	C1091AF	CCT336
Uno 1.7 D (-ch.0539855)	10/86-95	149B3.000	1697	OHC	200x19x17	<b>QKT1585AF</b>	<b>Q90211</b>	C1788AF	CCT336
Uno 1.7 D (ch.0539856-)	10/86-95	149B3,146B2	1697	OHC	200x23x20	<b>QKT507AF</b>	<b>Q90211</b>	C1091AF	CCT336
Uno 1.9 D	10/89-95	149B5.046	1929	OHC	200x23x20	<b>QKT507AF</b>	<b>Q90211</b>	C1091AF	CCT336
X1/9 1.3	4/74-78	128AS.000	1290	OHC	180x19x17	<b>QKT139AF</b>	<b>Q90225</b>	C904AF	CCT336
X1/9 1.5	10/78-89	138AS.000	1499	OHC	190x19x17	<b>QKT162AF</b>	<b>Q90189</b>	C916AF	CCT336

## FIAT

Citivan 1.1 (17 spline - 17 cannelures - 17 keilwellen-verbindingen)	7/88-91	146A6.000	1116	OHC	180x19x17	<b>QKT856AF</b>	<b>Q90225</b>	C5122AF	CCT336
Citivan 1.1 (20 spline) (20 spline - 20 cannelures - 20 keilwellen-verbindingen)	7/88-91	146A6.000	1116	OHC	180x17x20	<b>QKT508AF</b>	<b>Q90233</b>	C1241AF	CCT151
Citivan 1.7 D (17 spline) (17 spline - 17 cannelures - 17 keilwellen-verbindingen)	7/88-91	146B2.000	1697	OHC	200x19x17	<b>QKT1585AF</b>	<b>Q90211</b>	C1788AF	CCT336
Citivan 1.7 D (20 spline) (20 spline - 20 cannelures - 20 keilwellen-verbindingen)	7/88-91	146B2.000	1697	OHC	200x23x20	<b>QKT507AF</b>	<b>Q90211</b>	C1091AF	CCT336
Ducato 1.8 (10Q,14Q)	11/81-90	169B	1796	OHV	215x24x21	<b>QKT1601AF</b>	<b>Q90682</b>	C1035AF	CCT137
Ducato 1.9 D (10Q,14Q)	10/87-3/94	149B1.000	1929	OHC	215x24x24	<b>QKT1933AF</b>	<b>Q90175</b>	C1005AF	CCT137
Ducato 1.9 D (10Q)	4/94-1/98	230A2.000	1929	OHC	228x24.1x21	<b>QKT1280AF</b>	<b>Q90694</b>	C1656AF	CCT578
Ducato 1.9 D (10Q)	1/98-1/99	230A2.000	1929	OHC	-	-	-	-	CCT578
Ducato 1.9 D (10Q)	5/98-	DJY	1905	OHC	-	-	-	-	CCT379

13 Kit only - Vendu seulement en kit - Nur als Satz Verfügbar  
Gearbox - Boîte de vitesse - Getriebe

exc.Catalyser - sans Catalyseur - ohne Katalysator  
 with Catalyser - avec Catalyseur - mit Katalysator



... FIAT

Table listing Fiat models such as Ducato, Fiorino, Punto, Scudo, and Uno with their respective specifications, including engine codes, transmission types, and chassis numbers.

FORD

Table listing Ford models such as Capri, Consul, and Cortina with their respective specifications, including engine codes, transmission types, and chassis numbers.

13 Kit only - Vendu seulement en kit - Nur als Satz Verfügbar Gearbox - Boîte de vitesse - Getriebe LHD - Conduite à Gauche - Linkslenkung RHD - Conduite à Droite - Rechtslenkung



CC



F

... FORD EU

Cougar 2.0i 16V	8/98-	EDBA	1988	DOHC	228x26x23	QKT1890AF <sup>12</sup>	-	-	-
Cougar 2.0i 16V	8/98-	EDBA	1988	DOHC	228x26x23	QKT2158AF <sup>16</sup>	-	-	CSC002
Cougar 2.5i V6 24V	8/98-	LCBA	2544	V6	240x26x23	QKT1901AF <sup>12</sup>	-	-	-
Cougar 2.5i V6 24V	8/98-	LCBA	2544	V6	240x26x23	QKT2163AF <sup>16</sup>	-	-	CSC004
Escort Mk.I 940cc	1/68-74	-	940	OHV	165x22x20	QKT117AF	Q10001	C763AF	-
Escort Mk.I 1.1	1/68-3/73	-	1098	OHV	165x22x20	QKT117AF	Q10001	C763AF	-
Escort Mk.I 1.1	3/73-74	G1	1098	OHV	190x22x20	-	Q10000	C752AF	-
Escort Mk.I 1.1	1/68-74	G1	1098	OHV	190x22x20	-	Q10000	C752AF	-
Escort Mk.I 1.3	1/68-74	J2H,J3J	1298	OHV	190x22x20	-	Q10000	C752AF	-
Escort Mk.I 1.6 Mexico	1973-75	-	1599	OHV	190x22x20	-	Q10000	C752AF	-
Escort Mk.I 2.0 RS 2000	1973-75	-	1993	OHC	215x25.4x23	QKT742AF	Q10060	C1175AF	CCT132
Escort Mk.II 1.1	1/75-80	G1	1098	OHV	190x22x20	QKT103AF	Q10007	C752AF	CCT134
Escort Mk.II 1.3	1/75-80	J2H	1294	OHV	190x22x20	QKT103AF	Q10007	C752AF	CCT134
Escort Mk.II 1.6	1/75-80	L3A	1598	OHV	190x22x20	QKT103AF	Q10007	C752AF	CCT134
Escort Mk.II 1.6 Mexico	1976-78	LEC	1593	OHC	215x25.4x23	QKT742AF	Q10060	C1175AF	CCT132
Escort Mk.II 2.0 RS 2000	1976-80	NE	1993	OHC	215x25.4x23	QKT742AF	Q10060	C1175AF	CCT132
Escort Mk.III 1.1 (OHV)	9/80-1/86	GLA	1117	OHV	165x19x17	QKT113AF	Q10023	C876AF	CCT172 <sup>14</sup>
Escort Mk.III 1.1 (CVH)	9/80-8/83	GMA, GPA	1117	CVH	165x19x17	QKT113AF	Q10023	C876AF	CCT172 <sup>14</sup>
Escort Mk.III 1.1	11/80-1/86	GLA	1117	OHV	190x19x17	QKT119AF	Q10026	C905AF	CCT172 <sup>14</sup>
Escort Mk.III 1.3	9/80-1/86	JPA	1296	CVH	190x19x17	QKT119AF	Q10026	C905AF	CCT172 <sup>14</sup>
Escort Mk.III 1.6	9/80-1/86	LPA	1597	CVH	200x19x17	QKT120AF	Q10029	C947AF	CCT172 <sup>14</sup>
Escort Mk.III 1.6i XR3i	9/82-1/86	LRA	1597	CVH	200x19x17	QKT120AF	Q10029	C947AF	CCT172 <sup>14</sup>
Escort Mk.III 1.6 D	4/84-1/86	LTA	1608	OHC	190x19x17	QKT174AF	Q10026	C996AF	CCT172 <sup>14</sup>
Escort Mk.IV 1.1	2/86-90	GSG, GUC	1117	OHV	190x19x17	QKT119AF	Q10026	C905AF	CCT172 <sup>14</sup>
Escort Mk.IV 1.3	2/86-90	JLA,JLB	1297	OHV	190x19x17	QKT119AF	Q10026	C905AF	CCT172 <sup>14</sup>
Escort Mk.IV 1.4	2/86-90	FUA	1392	CVH	165x19x17	QKT119AF	Q10026	C905AF	CCT172 <sup>14</sup>
Escort Mk.IV 1.6	2/86-90	LUC	1597	CVH	220x19x17	QKT383AF	Q10055	C1109AF	CCT172 <sup>14</sup>
Escort Mk.IV 1.6i XR3i	2/86-90	LRB	1597	CVH	220x19x17	QKT383AF	Q10055	C1109AF	CCT172 <sup>14</sup>
Escort Mk.IV 1.6i RS Turbo	7/86-91	LNB	1597	CVH	220x19x17	QKT735AF	Q10055	C1023AF	CCT172 <sup>14</sup>
Escort Mk.IV 1.6 D	2/86-88	LTA	1608	OHC	190x19x17	QKT174AF	Q10026	C996AF	CCT172 <sup>14</sup>
Escort Mk.IV 1.8 D	8/88-90	RTA	1753	OHC	220x20x17	QKT1858AF <sup>13</sup>	-	-	CCT172 <sup>14</sup>
Escort Mk.V 1.1	8/90-91	GUF	1118	OHV	190x19x17	QKT174AF	Q10026	C996AF	CCT172 <sup>14</sup>
Escort Mk.V 1.3	8/90-9/92	JBD,JBE	1297	OHV	190x19x17	QKT174AF	Q10026	C996AF	CCT172 <sup>14</sup>
Escort Mk.V 1.4	8/90-9/92	FUH	1392	CVH	190x19x17	QKT625AF	Q10059	C996AF	CCT172 <sup>14</sup>
Escort Mk.V 1.6	8/90-9/92	LUK	1597	CVH	220x19x17	QKT383AF	Q10055	C1109AF	CCT172 <sup>14</sup>
Escort Mk.V 1.6i	8/90-9/92	LJE,LJF	1597	CVH	220x19x17	QKT383AF	Q10055	C1109AF	CCT172 <sup>14</sup>
Escort Mk.V 1.8i 16V (BC )	1/92-9/92	RDA	1796	DOHC	220x19x17	QKT665AF	Q10055	C1190AF	CCT172 <sup>14</sup>
Escort Mk.V 1.8i 16V (MTX75 )	1/92-9/92	RDA,RQB	1796	DOHC	240x25.4x23	QKT728AF	Q10061	C1187AF	CCT361
Escort Mk.V 1.8 D	8/90-9/92	RTE	1753	OHC	220x20x17	QKT1858AF <sup>13</sup>	-	-	CCT172 <sup>14</sup>
Escort Mk.V 2.0i 16V RS	11/91-9/92	N7A	1998	DOHC	240x26x23	QKT1874AF	-	-	CCT361
Escort (1992) 1.3i	10/92-1/95	J6A	1299	OHV	190x19x17	QKT174AF	Q10026	C996AF	CCT172 <sup>14</sup>
Escort (1992) 1.4i	10/92-1/95	F6F,F6G	1391	CVH	190x19x17	QKT625AF	Q10059	C996AF	CCT172 <sup>14</sup>
Escort (1992) 1.6i 16V (Zetec)	10/92-1/95	L1E	1597	DOHC	220x19x17	QKT665AF	Q10055	C1190AF	CCT172 <sup>14</sup>
Escort (1992) 1.8i 16V (BC )	10/92-1/95	RDA	1796	DOHC	220x19x17	QKT665AF	Q10055	C1190AF	CCT172 <sup>14</sup>
Escort (1992) 1.8i 16V (MTX75 )	10/92-1/95	RDA,RQB	1796	DOHC	240x25.4x23	QKT728AF	Q10061	C1187AF	CCT361
Escort (1992) 1.8i 16V 4x4	10/92-8/93	RDA	1796	DOHC	240x25.4x23	QKT728AF	Q10061	C1187AF	CCT361
Escort (1992) 1.8 D	10/92-1/95	RTE	1753	OHC	220x20x17	QKT1858AF <sup>13</sup>	-	-	CCT172 <sup>14</sup>
Escort (1992) 1.8 TD	10/92-1/95	RFD,RFK	1753	OHC	240x26x23	QKT1279AF	Q10061	-	CCT361
Escort (1992) 2.0i 16V RS	10/92-1/95	N7A	1998	DOHC	240x26x23	QKT1874AF	-	-	CCT361
Escort (1992) 2.0i 16V 4x4 RS	1993-1/95	N7A	1998	DOHC	240x26x23	QKT1874AF	-	-	CCT361
Escort (1992) 2.0i 16V Turbo 4x4	10/92-1/95	N5F	1993	DOHC	-	-	-	-	CCT345
Escort (1995) 1.3i	2/95-7/95	J4B	1299	OHV	190x19x17	QKT174AF	Q10026	C996AF	CCT172 <sup>14</sup>
Escort (1995) 1.3i	8/95-98	J6A,J4B	1299	OHV	190x20x17	QKT1618AF	Q10095	C1797AF	CCT361
Escort (1995) 1.4i	2/95-7/95	F6F,F6G,F4B	1392	CVH	190x19x17	QKT625AF	Q10059	C996AF	CCT172 <sup>14</sup>
Escort (1995) 1.4i	8/95-98	F4B	1392	CVH	190x20x17	QKT1619AF	Q10096	C1797AF	CCT361
Escort (1995) 1.6i 16V	2/95-3/97	L1E,L1H,L1K	1597	DOHC	220x20x17	QKT1620AF	Q10065	-	CCT361
Escort (1995) 1.6i 16V	4/97-2001	L1E,L1H,L1K	1597	DOHC	210x20x17	QKT2032AF	Q90898	C1897AF	CCT361
Escort (1995) 1.6i 16V 4x4	2/95-98	L1E	1597	DOHC	220x25.4x23	QKT1936AF	Q10065	C1189AF	CCT361
Escort (1995) 1.8i 16V (BC )	2/95-3/97	RDA,RKC,RQB	1796	DOHC	220x20x17	QKT1622AF	Q10066	-	CCT361
Escort (1995) 1.8i 16V (BC )	4/97-99	RDA,RKC,RQB	1796	DOHC	210x20x17	QKT2032AF	Q90898	C1897AF	CCT361
Escort (1995) 1.8i 16V (MTX75 )	2/95-99	RDA,RKC,RQB	1796	DOHC	240x25.4x23	QKT728AF	Q10061	C1187AF	CCT361
Escort (1995) 1.8 D	2/95-6/95	-	1753	OHC	220x20x17	QKT1858AF <sup>13</sup>	-	-	CCT172 <sup>14</sup>
Escort (1995) 1.8 D	7/95-98	RTE,RTF,RTH	1753	OHC	220x20x17	QKT1627AF	Q10066	C1805AF	CCT361
Escort (1995) 1.8 TD	2/95-2001	RFD,RFK,RVA	1753	OHC	240x26x23	QKT1279AF	Q10061	-	CCT361
Escort (1995) 2.0i 16V RS	2/95-8/96	N7A	1998	DOHC	240x26x23	QKT1874AF	-	-	CCT361
Escort (1995) 2.0i 16V 4x4 RS	2/95-8/96	N7A	1998	DOHC	240x26x23	QKT1874AF	-	-	CCT361
Escort (1995) 2.0i 16V Turbo 4x4	2/95-8/96	N5E	1993	DOHC	-	-	-	-	CCT345
Fiesta 1.0	6/76-3/86	TKA,TKB,TLA	957	OHV	165x19x17	QKT113AF	Q10023	C876AF	CCT172 <sup>14</sup>
Fiesta 1.0	4/86-3/89	TK	957	OHV	190x19x17	QKT119AF	Q10026	C905AF	CCT172 <sup>14</sup>
Fiesta 1.0	4/89-94	TLB	999	OHV	190x19x17	QKT119AF	Q10026	C905AF	CCT172 <sup>14</sup>
Fiesta 1.1	6/76-3/86	GLA	1117	OHV	165x19x17	QKT113AF	Q10023	C876AF	CCT172 <sup>14</sup>
Fiesta 1.1	4/86-3/89	GLA	1117	OHV	190x19x17	QKT119AF	Q10026	C905AF	CCT172 <sup>14</sup>
Fiesta 1.1	4/89-9/92	GUE	1117	OHV	190x19x17	QKT174AF	Q10026	C996AF	CCT172 <sup>14</sup>
Fiesta 1.1i	10/92-7/95	G6A	1117	OHV	190x19x17	QKT174AF	Q10026	C996AF	CCT172 <sup>14</sup>
Fiesta 1.3	4/77-84	J3C	1297	OHV	190x19x17	QKT119AF	Q10026	C905AF	CCT172 <sup>14</sup>
Fiesta 1.3	2/84-1/86	JP3	1296	CVH	190x19x17	QKT119AF	Q10026	C905AF	CCT172 <sup>14</sup>
Fiesta 1.3	6/90-9/92	JBC	1297	OHV	190x19x17	QKT174AF	Q10026	C996AF	CCT172 <sup>14</sup>
Fiesta 1.3i	10/92-7/95	J6B	1299	OHV	190x19x17	QKT174AF	Q10026	C996AF	CCT172 <sup>14</sup>

<sup>12</sup> 2-in-1 Kit (Cover & Plate) - Kit de 2 pieces (Mécanisme & Disque) - Satz enthält nur Automat und Scheibe

<sup>13</sup> Kit only - Vendu seulement en kit - Nur als Satz verfügbar

<sup>14</sup> CCT601 may be required, containing enlarged bearing & sleeve - CCT601 peut être nécessaire, avec butée et manchon élargis - Eventuell wird CCT601 benötigt, enthält breiteres Lager & Büchse

<sup>16</sup> Kit including Concentric Slave Cylinder - Kit incluant la butée hydraulique - Satz enthält Hydraulischer Zentralausrücker

Gearbox - Boîte de vitesse - Getriebe

*FORD PAGE*







... FORD									
Granada 2.8 V6	9/77-1/85	PYA	2792	V6	240x25.4x23	QKT2030AF	Q10019	C1104AF	CCT132
Granada 2.8i V6	9/77-1/85	PRC	2792	V6	240x25.4x23	QKT2030AF	Q10019	C1104AF	CCT132
Granada 2.8 V6i	2/85-11/86	PRE3,4	2792	V6	240x25.4x23	QKT2030AF	Q10019	C1104AF	CCT132
Granada 2.8i V6 4x4	9/85-11/86	PRE3,4	2792	V6	240x25.4x23	QKT2030AF	Q10019	C1104AF	CCT132
Granada 2.9i V6	9/86-12/88	BRC,BRD	2933	V6	240x25.4x23	QKT2030AF	Q10019	C1104AF	CCT132
Granada 2.9i V6 (MT75 )	1/89-9/94	BRC,BRD	2933	V6	242x26x23	QKT679AF	Q10056	C1142AF	CCT345
Granada 2.9i V6 4x4	9/86-11/88	BRV	2933	V6	240x25.4x23	QKT2030AF	Q10019	C1104AF	CCT132
Granada 2.9i V6 4x4 (MT75 )	12/88-92	BRV	2933	V6	242x26x23	QKT679AF	Q10056	C1142AF	CCT345
Granada 3.0 V6	2/72-77	HYB	2994	V6	240x25.4x23	QKT2030AF	Q10019	C1104AF	CCT132
Ka 1.3i	10/96-8/99	J4D	1299	OHV	180x20x17	QKT1483AF	Q10089	C1767AF	CCT383
Ka 1.3i	10/96-8/99	J4D	1299	OHV	-	-	-	-	CSC011 <sup>18</sup>
Ka 1.3i	10/96-	J4D	1299	OHV	180x20x17	QKT1887AF <sup>12</sup>	Q10089	C1767AF	-
Ka 1.3i	9/99-	J4D	1299	OHV	180x20x17	QKT2156AF <sup>16</sup>	Q10089	C1767AF	CSC011
Maverick 2.4i	2/93-98	KA24E	2389	OHC	242x25.7x24	QKT1770AF	-	-	CCT604
Maverick 2.7 TD	2/93-4/96	TD27	2663	OHV	242x25.7x24	QKT1771AF	-	-	CCT518
Maverick 2.7 TD	5/96-98	TD27E	2663	OHV	250x25.7x24	QKT1772AF	-	-	CCT518
Mondeo 1.6i 16V	3/93-8/94	LIF,L1J	1597	DOHC	220x25.4x23	QKT689AF	Q10065	C1189AF	CCT368
Mondeo 1.6i 16V	9/94-10/96	LIF,L1J	1597	DOHC	220x25.4x23	QKT1084AF <sup>16</sup>	Q10065	C1189AF	CSC002
Mondeo 1.6i 16V	9/94-10/96	LIF,L1J	1597	DOHC	220x25.4x23	QKT1614AF <sup>12</sup>	Q10065	C1189AF	-
Mondeo 1.6i 16V	10/96-00	L1J	1597	DOHC	220x26x23	QKT2164AF <sup>16</sup>	Q10099	C1806AF	CSC002
Mondeo 1.6i 16V	10/96-00	L1J	1597	DOHC	220x26x23	QKT1905AF <sup>12</sup>	Q10099	C1806AF	-
Mondeo 1.8i 16V	3/93-8/94	RKA,RKB	1796	DOHC	220x25.4x23	QKT690AF	Q10066	C1189AF	CCT368
Mondeo 1.8i 16V	9/94-10/96	RKA,RKB	1796	DOHC	220x25.4x23	QKT1085AF <sup>16</sup>	Q10066	C1189AF	CSC002
Mondeo 1.8i 16V	9/94-10/96	RKA,RKB	1796	DOHC	220x25.4x23	QKT1615AF <sup>12</sup>	Q10066	C1189AF	-
Mondeo 1.8i 16V	10/96-00	RKB	1796	DOHC	220x26x23	QKT2164AF <sup>16</sup>	Q10099	C1806AF	CSC002
Mondeo 1.8i 16V	10/96-00	RKB	1796	DOHC	220x26x23	QKT1905AF <sup>12</sup>	Q10099	C1806AF	-
Mondeo 1.8 TD	9/93-8/94	RFM,RFN	1753	OHC	240x25.4x23	QKT692AF	Q10061	C1188AF	CCT361
Mondeo 1.8 TD	9/94-10/96	RFM,RFN	1753	OHC	240x26x23	QKT1082AF <sup>16</sup>	Q10076	C1652AF	CSC002
Mondeo 1.8 TD	9/94-10/96	RFM,RFN	1753	OHC	240x26x23	QKT1882AF <sup>12</sup>	-	-	-
Mondeo 1.8 TD	10/96-00	RFN	1753	OHC	225x24.4x22	QKT2172AF <sup>16</sup>	-	-	CSC002
Mondeo 1.8 TD	10/96-00	RFN	1753	OHC	225x24.4x22	QKT1929AF <sup>12</sup>	-	-	-
Mondeo 2.0i 16V	3/93-8/94	NGA	1988	DOHC	240x25.4x23	QKT691AF	Q10061	C1187AF	CCT368
Mondeo 2.0i 16V	9/94-10/96	NGA	1988	DOHC	240x25.4x23	QKT1080AF <sup>16</sup>	Q10074	C1646AF	CSC002
Mondeo 2.0i 16V	9/94-10/96	NGA	1988	DOHC	240x25.4x23	QKT1613AF <sup>12</sup>	Q10074	C1646AF	-
Mondeo 2.0i 16V	10/96-00	NGA	1988	DOHC	228x26x23	QKT1890AF <sup>12</sup>	-	-	-
Mondeo 2.0i 16V	10/96-00	NGA	1988	DOHC	228x26x23	QKT2158AF <sup>16</sup>	-	-	CSC002
Mondeo 2.0i 16V 4x4	1/95-10/96	NGA	1988	DOHC	240x25.4x23	QKT1080AF <sup>16</sup>	Q10074	C1646AF	CSC002
Mondeo 2.0i 16V 4x4	1/95-10/96	NGA	1988	DOHC	240x25.4x23	QKT1613AF <sup>12</sup>	Q10074	C1646AF	-
Mondeo 2.5i V6 24V	10/94-00	SEA	2544	V6	240x26x23	QKT1901AF <sup>12</sup>	-	-	-
Mondeo 2.5i V6 24V	10/94-00	SEA	2544	V6	240x26x23	QKT2163AF <sup>16</sup>	-	-	CSC004
Orion 1.3	9/83-1/86	JPA	1296	CVH	190x19x17	QKT119AF	Q10026	C905AF	CCT172 <sup>14</sup>
Orion 1.3	2/86-8/90	JBA,JBB	1297	OHV	190x19x17	QKT119AF	Q10026	C905AF	CCT172 <sup>14</sup>
Orion 1.3	9/90-9/91	JBD,JBE	1297	OHV	190x19x17	QKT174AF	Q10026	C996AF	CCT172 <sup>14</sup>
Orion 1.4	2/86-8/90	FUA,FUC	1392	CVH	190x19x17	QKT119AF	Q10026	C905AF	CCT172 <sup>14</sup>
Orion 1.4	9/90-9/92	FUH	1392	CVH	190x19x17	QKT625AF	Q10059	C996AF	CCT172 <sup>14</sup>
Orion 1.4i	10/92-93	F6F,F6G	1392	CVH	190x19x17	QKT625AF	Q10059	C996AF	CCT172 <sup>14</sup>
Orion 1.6	9/83-1/86	LPA	1597	CVH	200x19x17	QKT120AF	Q10029	C947AF	CCT172 <sup>14</sup>
Orion 1.6	2/86-8/90	LUC	1597	CVH	220x19x17	QKT383AF	Q10055	C1109AF	CCT172 <sup>14</sup>
Orion 1.6	9/90-9/92	LUK,LUJ	1597	CVH	220x19x17	QKT383AF	Q10055	C1109AF	CCT172 <sup>14</sup>
Orion 1.6i	9/83-1/86	LRA	1597	CVH	200x19x17	QKT120AF	Q10029	C947AF	CCT172 <sup>14</sup>
Orion 1.6i	2/86-8/90	LRB,LRJ	1597	CVH	220x19x17	QKT383AF	Q10055	C1109AF	CCT172 <sup>14</sup>
Orion 1.6i	9/90-9/92	LJE,LJF	1597	CVH	220x19x17	QKT383AF	Q10055	C1109AF	CCT172 <sup>14</sup>
Orion 1.6i 16V	10/92-93	L1E	1597	DOHC	220x19x17	QKT665AF	Q10055	C1190AF	CCT172 <sup>14</sup>
Orion 1.6 D	4/84-7/88	LTA	1608	OHC	190x19x17	QKT174AF	Q10026	C996AF	CCT172 <sup>14</sup>
Orion 1.8i 16V (BC )	1/92-93	RDA	1796	DOHC	220x19x17	QKT665AF	Q10055	C1190AF	CCT172 <sup>14</sup>
Orion 1.8i 16V (MTX75 )	1/92-93	RDA,RQB	1796	DOHC	240x25.4x23	QKT728AF	Q10061	C1187AF	CCT361
Orion 1.8 D	8/88-93	RTA,RTE	1753	OHC	220x20x17	QKT1858AF <sup>13</sup>	-	-	CCT172 <sup>14</sup>
Probe 2.0i 16V	3/94-98	FS	1991	DOHC	225x24.5x22	QKT1413AF	Q90728	C1380AF	CCT346
Probe 2.5i 24V	3/94-98	KL	2497	V6	225x24x22	QKT1437AF	Q90739	C1710AF	CCT346
Puma 1.4i 16V	1/98-8/99	FHD	1388	DOHC	180x20x17	QKT1483AF	Q10089	C1767AF	CCT383
Puma 1.4i 16V	1/98-8/99	FHD	1388	DOHC	-	-	-	-	CSC011 <sup>17</sup>
Puma 1.4i 16V	1/98-	FHD	1388	DOHC	180x20x17	QKT1887AF <sup>12</sup>	Q10089	C1767AF	-
Puma 1.4i 16V	9/99-	FHD	1388	DOHC	180x20x17	QKT2156AF <sup>16</sup>	Q10089	C1767AF	CSC011
Puma 1.7i 16V	6/97-	MHA	1679	DOHC	210	QKT1925AF <sup>12</sup>	-	-	-
Puma 1.7i 16V	6/97-8/99	MHA	1679	DOHC	-	-	-	-	CSC011 <sup>17</sup>
Puma 1.7i 16V	9/99-	MHA	1679	DOHC	210x20x17	QKT2169AF <sup>16</sup>	-	-	CSC011
Sapphire 1.6	1/87-93	LSE	1598	OHC	215x25.4x23	QKT742AF	Q10060	C1175AF	CCT132
Sapphire 1.6i CFi (MT75 )	8/89-93	L6B	1596	CVH	215x25.4x23	QKT742AF	Q10060	C1175AF	CCT132
Sapphire 1.6i CFi (MT75 )	9/91-93	L6B	1596	CVH	215x25.4x23	QKT631AF	Q10060	C1175AF	CCT345
Sapphire 1.8 (OHC)	1/87-6/88	REB,RED	1796	OHC	215x25.4x23	QKT742AF	Q10060	C1175AF	CCT132
Sapphire 1.8 (CVH)(MT75 )	5/88-93	R2A,R2C	1769	CVH	215x25.4x23	QKT742AF	Q10060	C1175AF	CCT132
Sapphire 1.8 (CVH)(MT75 )	5/88-93	R2A,R2C	1769	CVH	215x25.4x23	QKT631AF	Q10060	C1175AF	CCT345
Sapphire 1.8i CFi (MT75 )	5/92-93	R6A	1769	CVH	215x25.4x23	QKT742AF	Q10060	C1175AF	CCT132
Sapphire 1.8i CFi (MT75 )	5/92-93	R6A	1769	CVH	215x25.4x23	QKT631AF	Q10060	C1175AF	CCT345

12 2-in-1 Kit (Cover & Plate) - Kit de 2 pieces (Mécanisme & Disque) - Satz enthält nur Automat und Scheibe  
 13 Kit only - Vendu seulement en kit - Nur als Satz Verfügbar  
 14 CCT601 may be required, containing enlarged bearing & sleeve - CCT601 peut être nécessaire, avec butée et manchon élargis - Eventuell wird CCT601 benötigt, enthält breiteres Lager & Büchse  
 15 Kit including Concentric Slave Cylinder - Kit incluant la butée hydraulique - Satz enthält Hydraulischer Zentralsrücker  
 16 CSC011 also requires fitment of replacement hose ref. BFH5202 or BFH5203  
 18 CSC011 also requires fitment of replacement hose ref. BFH5200 or BFH5201



CC



## ... FORD

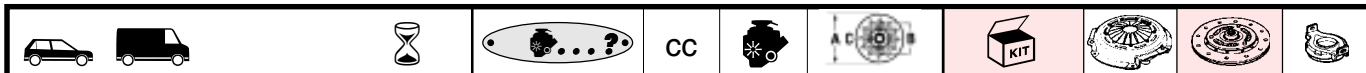
Sapphire 1.8 TD	1/90-93	RFA,RFB,RFL	1753	OHC	215x25.4x23	QKT742AF	Q10060	C1175AF	CCT132
Sapphire 2.0	1/87-7/89	NES	1993	OHC	215x25.4x23	QKT742AF	Q10060	C1175AF	CCT132
Sapphire 2.0	5/89-93	N8A	1998	DOHC	215x25.4x23	QKT631AF	Q10060	C1175AF	CCT345
Sapphire 2.0i	1/87-7/89	N4A,N4B	1993	OHC	215x25.4x23	QKT742AF	Q10060	C1175AF	CCT132
Sapphire 2.0i	5/89-93	N9A,N9C,N9E	1998	DOHC	215x25.4x23	QKT631AF	Q10060	C1175AF	CCT345
Sapphire 2.0i 4x4	1/90-93	N9A,N9E	1998	DOHC	215x25.4x23	QKT631AF	Q10060	C1175AF	CCT345
Sapphire 2.0i 16V RS Cosworth	1/88-1/90	N5D	1993	DOHC	-	-	-	-	CCT132
Sapphire 2.0i 16V RS Cosworth 4x4	1/90-93	N5C,N5D	1993	DOHC	-	-	-	-	CCT345
Sapphire 2.3 D	1/87-90	XD2	2304	OHV	232x25.4x23	QKT385AF	Q10019	C1094AF	CCT132
Scorpio 1.8	2/85-89	REC	1796	OHC	215x25.4x23	QKT742AF	Q10060	C1175AF	CCT132
Scorpio 2.0	2/85-5/89	NEL,NER	1993	OHC	215x25.4x23	QKT742AF	Q10060	C1175AF	CCT132
Scorpio 2.0	6/89-93	N8B,N8D	1998	DOHC	215x25.4x23	QKT631AF	Q10060	C1175AF	CCT345
Scorpio 2.0i	2/85-5/89	NRA,NR1,NRC	1993	OHC	215x25.4x23	QKT742AF	Q10060	C1175AF	CCT132
Scorpio 2.0i	6/89-9/94	N9B,N9D	1998	DOHC	215x25.4x23	QKT631AF	Q10060	C1175AF	CCT345
Scorpio 2.0i	10/94-98	NSD	1998	DOHC	215x25.4x23	QKT1899AF <sup>12</sup>	-	C1175AF	-
Scorpio 2.0i	10/94-98	NSD	1998	DOHC	215x25.4x23	QKT2162AF <sup>16</sup>	-	C1175AF	CSC005
Scorpio 2.0i 16V	10/94-96	N3A	1998	DOHC	240x26x23	QKT1959AF <sup>12</sup>	-	-	-
Scorpio 2.0i 16V	10/94-96	N3A	1998	DOHC	240x26x23	QKT2176AF <sup>16</sup>	-	-	CSC005
Scorpio 2.3i 16V	5/96-98	Y5A	2295	DOHC	240x26x23	QKT1896AF <sup>12</sup>	-	-	-
Scorpio 2.3i 16V	5/96-98	Y5A	2295	DOHC	240x26x23	QKT2161AF <sup>16</sup>	-	-	CSC005
Scorpio 2.4i V6	9/86-2/89	ARC	2394	V6	240x25.4x23	QKT2030AF	Q10019	C1104AF	CCT132
Scorpio 2.4i V6 (MT75 )	3/89-92	ARC,ARD	2394	V6	242x26x23	QKT679AF	Q10056	C1142AF	CCT345
Scorpio 2.5 D	11/85-11/88	XD3	2499	OHV	232x25.4x23	QKT385AF	Q10019	C1094AF	CCT132
Scorpio 2.5 D (MT75 )	12/88-93	XD3	2499	OHV	232x25.4x23	QKT668AF	Q10056	C1094AF	CCT345
Scorpio 2.5 TD	6/88-9/93	SFA	2499	OHV	240x25.4x23	QKT1840AF	Q10056	C1187AF	CCT345
Scorpio 2.5 TD	10/93-98	VM - SCB	2500	OHV	240x26x23	QKT1883AF <sup>12</sup>	-	-	-
Scorpio 2.5 TD	10/93-98	VM - SCB	2500	OHV	240x26x23	QKT2154AF <sup>16</sup>	-	-	CSC006
Scorpio 2.8i V6	2/85-11/86	PRE3,4	2792	V6	240x25.4x23	QKT2030AF	Q10019	C1104AF	CCT132
Scorpio 2.8i V6 4x4	9/85-11/86	PRE3,4	2792	V6	240x25.4x23	QKT2030AF	Q10019	C1104AF	CCT132
Scorpio 2.9i V6	12/86-11/88	BRD,BRE	2933	V6	240x25.4x23	QKT2030AF	Q10019	C1104AF	CCT132
Scorpio 2.9i V6 (MT75 )	12/88-9/94	BRC,D,E,	2933	V6	242x26x23	QKT679AF	Q10056	C1142AF	CCT345
Scorpio 2.9i V6	10/94-96	BRG	2933	V6	242x26x23	QKT679AF	Q10056	C1142AF	CCT345
Scorpio 2.9i V6 24V	10/94-98	BOB	2936	V6	242x26x23	QKT679AF	Q10056	C1142AF	CCT345
Scorpio 2.9i V6 4x4	12/86-11/88	BRC,BRV	2933	V6	240x25.4x23	QKT2030AF	Q10019	C1104AF	CCT132
Scorpio 2.9i V6 4x4 (MT75 )	12/88-9/94	BRC,BRV	2933	V6	242x26x23	QKT679AF	Q10056	C1142AF	CCT345
Sierra 1.3	10/82-87	JCT	1294	OHC	190x22x20	QKT103AF	Q10007	C752AF	CCT134
(integral bell housing - carter intégré - Integral-Getriebegehäuse)									
Sierra 1.3	10/82-87	JCT	1294	OHC	190x22x20	QKT102AF	Q10007	C752AF	CCT133
(seperate bell housing - carter séparé - Separat-Getriebegehäuse)									
Sierra 1.6	10/82-87	LCT	1593	OHC	190x22x20	QKT102AF	Q10007	C752AF	CCT133
(20 spline - 20 cannelures - 20 keilwellen-verbindingen)									
Sierra 1.6	10/82-5/85	LCT	1593	OHC	190x25x23	QKT152AF	Q10007	C784AF	CCT132
(23 spline - 23 cannelures - 23 keilwellen-verbindingen)									
Sierra 1.6	5/85-93	LCT,LSE	1593	OHC	215x25.4x23	QKT742AF	Q10060	C1175AF	CCT132
(23 spline - 23 cannelures - 23 keilwellen-verbindingen)									
Sierra 1.6	10/82-5/85	LCT	1593	OHC	190x25x23	QKT152AF	Q10007	C784AF	CCT132
Sierra 1.6	5/85-93	LCT,LSE	1593	OHC	215x25.4x23	QKT742AF	Q10060	C1175AF	CCT132
Sierra 1.6i CFI (MT75 )	8/89-93	L6B	1597	CVH	215x25.4x23	QKT742AF	Q10060	C1175AF	CCT132
Sierra 1.6i CFI (MT75 )	9/91-93	L6B	1597	CVH	215x25.4x23	QKT631AF	Q10060	C1175AF	CCT345
Sierra 1.8	10/84-6/88	REB,REF	1796	OHC	215x25.4x23	QKT742AF	Q10060	C1175AF	CCT132
Sierra 1.8 (MT75 )	5/88-93	R2A,R2C	1769	CVH	215x25.4x23	QKT742AF	Q10060	C1175AF	CCT132
Sierra 1.8 (MT75 )	7/88-93	R2A,R2C	1769	CVH	215x25.4x23	QKT631AF	Q10060	C1175AF	CCT345
Sierra 1.8i CFI (MT75 )	8/91-93	R6A	1769	CVH	215x25.4x23	QKT742AF	Q10060	C1175AF	CCT132
Sierra 1.8i CFI (MT75 )	8/91-93	R6A	1769	CVH	215x25.4x23	QKT631AF	Q10060	C1175AF	CCT345
Sierra 1.8 TD	1/90-93	RFA,RFB,RFL	1753	OHC	215x25.4x23	QKT742AF	Q10060	C1175AF	CCT132
Sierra 2.0	10/82-89	NET,NES	1993	OHC	215x25.4x23	QKT742AF	Q10060	C1175AF	CCT132
Sierra 2.0	5/89-93	N8A	1998	DOHC	215x25.4x23	QKT631AF	Q10060	C1175AF	CCT345
Sierra 2.0 V6	10/82-84	NYT	1998	V6	215x25.4x23	QKT742AF	Q10060	C1175AF	CCT132
Sierra 2.0i	3/85-89	NRA,N4A,N4I	1993	OHC	215x25.4x23	QKT742AF	Q10060	C1175AF	CCT132
Sierra 2.0i	5/89-93	N9A	1998	DOHC	215x25.4x23	QKT631AF	Q10060	C1175AF	CCT345
Sierra 2.0i 4x4	1/90-93	N9A	1998	DOHC	215x25.4x23	QKT631AF	Q10060	C1175AF	CCT345
Sierra 2.0i 16V Turbo RS Cosworth	2/86-87	N5A	1993	DOHC	-	-	-	-	CCT132
Sierra 2.3 V6	10/82-86	YYT	2294	V6	240x25.4x23	QKT2030AF	Q10019	C1104AF	CCT132
Sierra 2.3 D	10/82-90	XD2	2304	OHV	232x25.4x23	QKT385AF	Q10019	C1094AF	CCT132
Sierra 2.8i V6 XR4i	3/83-5/85	PRT	2792	V6	240x25.4x23	QKT2030AF	Q10019	C1104AF	CCT132
Sierra 2.8i V6 XR4x4	6/85-89	PRG	2792	V6	240x25.4x23	QKT2030AF	Q10019	C1104AF	CCT132
Sierra 2.9i V6 XR4x4 (MT75 )	10/88-93	B4A,B4B,B4C	2936	V6	242x26x23	QKT1946AF	Q10056	C1142AF	CCT132
Sierra 2.9i V6 XR4x4 (MT75 )	10/88-93	B4A,B4B,B4C	2936	V6	242x26x23	QKT679AF	Q10056	C1142AF	CCT345
Taunus 1.3	1976-7/82	JCC	1293	OHV	190x22x20	QKT101AF	Q10007	C752AF	CCT132
Taunus 1.6 GF	1976-7/82	LCJ	1593	OHV	190x22x20	QKT102AF	Q10007	C752AF	CCT133
(20 spline - 20 cannelures - 20 keilwellen-verbindingen)									
Taunus 1.6 GF (23 spline)	1976-7/82	LCJ	1593	OHV	190x25x23	QKT126AF	Q10007	C784AF	CCT133
(23 spline - 23 cannelures - 23 keilwellen-verbindingen)									
Taunus 1.6 GT	1976-7/82	LER	1593	OHC	215x25.4x23	QKT742AF	Q10060	C1175AF	CCT132
Taunus 2.0	1976-7/82	NEQ,NX	1993	OHC	215x25.4x23	QKT742AF	Q10060	C1175AF	CCT132
Taunus 2.3	1976-7/82	VY	2293	V6	240x25.4x23	QKT2030AF	Q10019	C1104AF	CCT132

12 2-in-1 Kit (Cover &amp; Plate) - Kit de 2 pieces (Mécanisme &amp; Disque) - Satz enthält nur Automat und Scheibe

16 Kit including Concentric Slave Cylinder - Kit incluant la butée hydraulique - Satz enthält Hydraulischer Zentralausrücker  
Gearbox - Boîte de vitesse - Getriebe

4 speed gearbox - Boîte à 4 vitesses - 4-Gang Getriebe

5 speed gearbox - Boîte à 5 vitesses - 5-Gang Getriebe

**FORD**

A Series 2.4 D	1973-83	-	2358	OHV	241x25.4x23	<b>QKT233AF</b>	<b>Q10053</b>	<b>C873AF</b>	<b>CCT303</b>
Courier 1.3i	1/96-8/99	J4C	1299	OHV	-	-	-	-	<b>CSC011</b> <sup>17</sup>
Courier 1.8 D	1/96-8/99	RTJ	1753	OHC	-	-	-	-	<b>CSC011</b> <sup>17</sup>
Courier 1.3	8/91-94	JBD	1297	OHV	190x19x17	<b>QKT174AF</b>	<b>Q10026</b>	<b>C996AF</b>	<b>CCT172</b> <sup>14</sup>
Courier 1.3i	8/91-10/95	J6B	1299	OHV	190x19x17	<b>QKT174AF</b>	<b>Q10026</b>	<b>C996AF</b>	<b>CCT172</b> <sup>14</sup>
Courier 1.3i	1/96-8/99	J4C	1299	OHV	180x20x17	<b>QKT1483AF</b>	<b>Q10089</b>	<b>C1767AF</b>	<b>CCT383</b>
Courier 1.3i	1/96-	J4C	1299	OHV	180x20x17	<b>QKT1887AF</b> <sup>12</sup>	<b>Q10089</b>	<b>C1767AF</b>	-
Courier 1.3i	9/99-	J4C	1299	OHV	180x20x17	<b>QKT2156AF</b> <sup>16</sup>	<b>Q10089</b>	<b>C1767AF</b>	<b>CSC011</b>
Courier 1.4i	8/91-95	F6E,F4A	1392	CVH	190x19x17	<b>QKT625AF</b>	<b>Q10059</b>	<b>C996AF</b>	<b>CCT172</b> <sup>14</sup>
Courier 1.8 D	8/91-7/95	RTA, RTB	1753	OHC	220x20x17	<b>QKT1858AF</b> <sup>13</sup>	-	-	<b>CCT172</b> <sup>14</sup>
Courier 1.8 D	8/95-1/96	RTA,RTB	1753	OHC	220x20x17	<b>QKT1627AF</b>	<b>Q10066</b>	<b>C1805AF</b>	<b>CCT361</b>
Courier 1.8 D	1/96-8/99	RTJ	1753	OHC	210x20x17	<b>QKT1621AF</b>	-	-	<b>CCT383</b>
Courier 1.8 D	1/96-	RTJ	1753	OHC	210x20x17	<b>QKT1888AF</b> <sup>12</sup>	-	-	-
Courier 1.8 D	9/99-	RTJ	1753	OHC	180x20x17	<b>QKT2156AF</b> <sup>16</sup>	<b>Q10089</b>	<b>C1767AF</b>	<b>CSC011</b>
Econovan 1.4	8/85-12/91	H14B	1415	OHC	190x24x22	<b>QKT1659AF</b>	<b>Q90117</b>	<b>C1012AF</b>	<b>CCT318</b>
Econovan 2.0 D	1/87-12/91	T20M,T20N	1998	OHC	225x24x22	<b>QKT1661AF</b>	<b>Q90253</b>	<b>C1011AF</b>	<b>CCT295</b>
Escort 1.1	1968-74	G1	1098	OHV	190x22x20	-	<b>Q10000</b>	<b>C752AF</b>	-
Escort 1.1	1975-80	G1	1098	OHV	190x22x20	<b>QKT103AF</b>	<b>Q10007</b>	<b>C752AF</b>	<b>CCT134</b>
Escort 1.1	1/81-2/86	GLA,GSA	1117	OHV	190x19x17	<b>QKT119AF</b>	<b>Q10026</b>	<b>C905AF</b>	<b>CCT172</b> <sup>14</sup>
Escort 1.3	1/81-2/86	JPA	1296	CVH	190x19x17	<b>QKT119AF</b>	<b>Q10026</b>	<b>C905AF</b>	<b>CCT172</b> <sup>14</sup>
Escort 1.3	2/86-90	JLA	1297	OHV	190x19x17	<b>QKT119AF</b>	<b>Q10026</b>	<b>C905AF</b>	<b>CCT172</b> <sup>14</sup>
Escort 1.3	1/91-93	JBD	1297	OHV	190x19x17	<b>QKT174AF</b>	<b>Q10026</b>	<b>C996AF</b>	<b>CCT172</b> <sup>14</sup>
Escort 1.3i	12/91-7/95	J6A	1299	OHV	190x19x17	<b>QKT174AF</b>	<b>Q10026</b>	<b>C996AF</b>	<b>CCT172</b> <sup>14</sup>
Escort 1.3i	8/95-98	J4B	1299	OHV	190x20x17	<b>QKT1618AF</b>	<b>Q10095</b>	<b>C1797AF</b>	<b>CCT361</b>
Escort 1.4	2/86-90	FUA,FUC	1392	CVH	190x19x17	<b>QKT119AF</b>	<b>Q10026</b>	<b>C905AF</b>	<b>CCT172</b> <sup>14</sup>
Escort 1.4	1/91-93	FUH	1392	CVH	190x19x17	<b>QKT625AF</b>	<b>Q10059</b>	<b>C996AF</b>	<b>CCT172</b> <sup>14</sup>
Escort 1.4i	1/91-7/95	F6F,F4B	1392	CVH	190x19x17	<b>QKT625AF</b>	<b>Q10059</b>	<b>C996AF</b>	<b>CCT172</b> <sup>14</sup>
Escort 1.4i	8/95-99	F4B	1392	CVH	190x20x17	<b>QKT1619AF</b>	<b>Q10096</b>	<b>C1797AF</b>	<b>CCT361</b>
Escort 1.6	1/81-1/86	LPA	1597	CVH	200x19x17	<b>QKT120AF</b>	<b>Q10029</b>	<b>C947AF</b>	<b>CCT172</b> <sup>14</sup>
Escort 1.6	2/86-90	LPA	1597	CVH	220x19x17	<b>QKT383AF</b>	<b>Q10055</b>	<b>C1109AF</b>	<b>CCT172</b> <sup>14</sup>
Escort 1.6 D	5/84-8/88	LTA	1608	OHC	190x19x17	<b>QKT174AF</b>	<b>Q10026</b>	<b>C996AF</b>	<b>CCT172</b> <sup>14</sup>
Escort 1.8 D	8/88-90	RTA	1753	OHC	220x20x17	<b>QKT1858AF</b> <sup>13</sup>	-	-	<b>CCT172</b> <sup>14</sup>
Escort 1.8 D	1/91-6/95	RTE	1753	OHC	220x20x17	<b>QKT1858AF</b> <sup>13</sup>	-	-	<b>CCT172</b> <sup>15</sup>
Escort 1.8 D	7/95-	RTE,RTD,RTG	1753	OHC	220x20x17	<b>QKT1627AF</b>	<b>Q10066</b>	<b>C1805AF</b>	<b>CCT361</b>
Escort 1.8 TD	8/96-	RVA	1753	OHC	240x26x23	<b>QKT1279AF</b>	<b>Q10061</b>	-	<b>CCT361</b>
Fiesta 1.0	1/78-3/86	TKA,TKB	957	OHV	165x19x17	<b>QKT113AF</b>	<b>Q10023</b>	<b>C876AF</b>	<b>CCT172</b> <sup>14</sup>
Fiesta 1.0	4/86-3/89	TK	957	OHV	190x19x17	<b>QKT119AF</b>	<b>Q10026</b>	<b>C905AF</b>	<b>CCT172</b> <sup>14</sup>
Fiesta 1.0	4/89-10/91	TLB	999	OHV	190x19x17	<b>QKT119AF</b>	<b>Q10026</b>	<b>C905AF</b>	<b>CCT172</b> <sup>14</sup>
Fiesta 1.1	1/78-3/86	GLA,GSF	1117	OHV	165x19x17	<b>QKT113AF</b>	<b>Q10023</b>	<b>C876AF</b>	<b>CCT172</b> <sup>14</sup>
Fiesta 1.1	4/86-3/89	GSF	1117	OHV	190x19x17	<b>QKT119AF</b>	<b>Q10026</b>	<b>C905AF</b>	<b>CCT172</b> <sup>14</sup>
Fiesta 1.1	4/89-93	GUE,GUD	1118	OHV	190x19x17	<b>QKT174AF</b>	<b>Q10026</b>	<b>C996AF</b>	<b>CCT172</b> <sup>14</sup>
Fiesta 1.1i	12/91-7/95	G6A	1118	OHV	190x19x17	<b>QKT174AF</b>	<b>Q10026</b>	<b>C996AF</b>	<b>CCT172</b> <sup>14</sup>
Fiesta 1.3	11/91-92	JBC	1297	OHV	190x19x17	<b>QKT174AF</b>	<b>Q10026</b>	<b>C996AF</b>	<b>CCT172</b> <sup>14</sup>
Fiesta 1.3i	11/91-92	J6B	1297	OHV	190x19x17	<b>QKT174AF</b>	<b>Q10026</b>	<b>C996AF</b>	<b>CCT172</b> <sup>14</sup>
Fiesta 1.3i	10/96-8/99	J4C	1299	OHV	180x20x17	<b>QKT1483AF</b>	<b>Q10089</b>	<b>C1767AF</b>	<b>CCT383</b>
Fiesta 1.3i	10/96-8/99	J4C	1299	OHV	-	-	-	-	<b>CSC011</b> <sup>17</sup>
Fiesta 1.3i	10/96-	J4C	1299	OHV	180x20x17	<b>QKT1887AF</b> <sup>12</sup>	<b>Q10089</b>	<b>C1767AF</b>	-
Fiesta 1.3i	9/99-	J4C	1299	OHV	180x20x17	<b>QKT2156AF</b>	<b>Q10089</b>	<b>C1767AF</b>	<b>CSC011</b>
Fiesta 1.4i	8/90-92	F6F	1392	CVH	190x19x17	<b>QKT625AF</b>	<b>Q10059</b>	<b>C996AF</b>	<b>CCT172</b> <sup>14</sup>
Fiesta 1.6 D	5/84-3/89	LTA	1608	OHC	190x19x17	<b>QKT174AF</b>	<b>Q10026</b>	<b>C996AF</b>	<b>CCT172</b> <sup>14</sup>
Fiesta 1.8 D	4/89-7/95	RTA	1753	OHC	220x20x17	<b>QKT1858AF</b> <sup>13</sup>	-	-	<b>CCT172</b> <sup>14</sup>
Fiesta 1.8 D	10/96-8/99	RTJ	1753	OHC	210x20x17	<b>QKT1621AF</b>	-	-	<b>CCT383</b>
Fiesta 1.8 D	10/96-8/99	RTJ	1753	OHC	-	-	-	-	<b>CSC011</b> <sup>17</sup>
Fiesta 1.8 D	10/96-	RTJ	1753	OHC	210x20x17	<b>QKT1888AF</b> <sup>12</sup>	-	-	-
Fiesta 1.8 D	9/99-	RTJ	1753	OHC	210x20x17	<b>QKT2157AF</b> <sup>16</sup>	-	-	<b>CSC011</b>
P100 1.6	6/82-87	LCE	1593	OHC	215x25.4x23	<b>QKT742AF</b>	<b>Q10060</b>	<b>C1175AF</b>	<b>CCT132</b>
P100 1.8 TD	3/89-94	RFA	1753	OHC	215x25.4x23	<b>QKT742AF</b>	<b>Q10060</b>	<b>C1175AF</b>	<b>CCT132</b>
P100 2.0	3/87-2/89	NAE	1993	OHC	215x25.4x23	<b>QKT742AF</b>	<b>Q10060</b>	<b>C1175AF</b>	<b>CCT132</b>
P100 2.0 (MT75 )	3/89-94	NAE	1993	OHC	215x25.4x23	<b>QKT631AF</b>	<b>Q10060</b>	<b>C1175AF</b>	<b>CCT345</b>
Tourneo 2.5 Di	8/94-	4FB,4FC,4HB	2496	OHV	242x25.4x23	<b>QKT671AF</b>	<b>Q10056</b>	<b>C1201AF</b>	<b>CCT345</b>
Tourneo 2.5 Di TD	8/94-	4GA,GB,GC,GD	2496	OHV	242x25.4x23	<b>QKT671AF</b>	<b>Q10056</b>	<b>C1201AF</b>	<b>CCT345</b>
Transit 1.6	1/78-10/88	LAT	1593	OHC	215x25.4x23	<b>QKT742AF</b>	<b>Q10060</b>	<b>C1175AF</b>	<b>CCT132</b>
Transit 1.6 Y	1/78-10/88	LAT	1593	OHC	241x25.4x23	<b>QKT233AF</b>	<b>Q10053</b>	<b>C873AF</b>	<b>CCT303</b>
Transit 1.6 (MT75 )	10/88-8/91	LAT	1593	OHC	241x25.4x23	<b>QKT623AF</b>	<b>Q10053</b>	<b>C782AF</b>	<b>CCT345</b>
Transit 1.7	1970-77	V30	1669	V4	216x25.4x23	<b>QKT199AF</b>	<b>Q10027</b>	<b>C720AF</b>	<b>CCT214</b>
Transit 2.0	1970-77	3006E	1996	V4	216x25.4x23	<b>QKT199AF</b>	<b>Q10027</b>	<b>C720AF</b>	<b>CCT214</b>
Transit 2.0	1/78-6/85	NAT,W,X,V	1993	OHC	241x25.4x23	<b>QKT233AF</b>	<b>Q10053</b>	<b>C873AF</b>	<b>CCT303</b>
Transit 2.0	7/85-10/88	NAT	1993	OHC	241x25.4x23	<b>QKT233AF</b>	<b>Q10053</b>	<b>C873AF</b>	<b>CCT303</b>
Transit 2.0 (MT75 )	11/88-7/91	NAT	1993	OHC	241x25.4x23	<b>QKT623AF</b>	<b>Q10053</b>	<b>C782AF</b>	<b>CCT345</b>
Transit 2.0i CFI (MT75 )	11/88-7/91	N6T	1993	OHC	241x25.4x23	<b>QKT623AF</b>	<b>Q10053</b>	<b>C782AF</b>	<b>CCT345</b>
Transit 2.0i CFI	8/91-8/94	NBA,NCA	1993	OHC	242x26x23	<b>QKT1549AF</b>	<b>Q10056</b>	<b>C1772AF</b>	<b>CCT345</b>
Transit 2.0i	8/94-	NSF,NSG	1998	DOHC	240x26x23	<b>QKT1907AF</b>	-	-	<b>CCT345</b>

12 2-in-1 Kit (Cover &amp; Plate) - Kit de 2 pièces (Mécanisme &amp; Disque) - Satz enthält nur Automat und Scheibe

Gearbox - Boîte de vitesse - Getriebe

13 Kit only - Vendu seulement en kit - Nur als Satz verfügbar

14 **CCT601** may be required, containing enlarged bearing & sleeve - **CCT601** peut être nécessaire, avec butée et manchon élargis - Eventuell wird **CCT601** benötigt, enthält breiteres Lager & Büchse

15 Concentric Slave Cylinder - Butée hydraulique concentrique - Hydraulischer Zentralausröcker

16 Kit including Concentric Slave Cylinder - Kit incluant la butée hydraulique - Satz enthält Hydraulischer Zentralausröcker

17 **CSC011** also requires fitment of replacement hose ref. **BFH5202** or **BFH5203**



CC



## ... FORD

Transit 2.4 D	9/71-84	4AA	2358	OHV	241x25.4x23	QKT233AF	Q10053	C873AF	CCT303
Transit 2.4 D Y	9/71-84	4AA	2358	OHV	267x26x23	QKT1953AF <sup>13</sup>	-	-	-
Transit 2.5 Di	3/84-9/88	4AB	2496	OHV	241x25.4x23	QKT233AF	Q10053	C873AF	CCT303
Transit 2.5 Di Y	3/84-9/88	4AB	2496	OHV	267x26x23	QKT1953AF <sup>13</sup>	-	-	-
Transit 2.5 Di	10/88-8/91	4CA,4BC	2496	OHV	242x25.4x23	QKT678AF	Q10053	C1177AF	CCT345
Transit 2.5 Di Y	10/88-8/91	4CA,4BC	2496	OHV	267x26x23	QKT1951AF <sup>13</sup>	-	-	-
Transit 2.5 Di	9/91-	4BC,4CC,4FA,4DA	2496	OHV	242x25.4x23	QKT671AF	Q10056	C1201AF	CCT345
Transit 2.5 TDi	9/91-	4EA,4EB	2496	OHV	242x25.4x23	QKT671AF	Q10056	C1201AF	CCT345
Transit 3.0 V6 Y	1/86-89	-	2994	V6	267x26x23	QKT1953AF <sup>13</sup>	-	-	-

## FSO

125P 1.5	1978-90	AB	1481	OHV	200x23x20	QKT141AF	Q90046	C912AF	CCT110
Polonez 1.4i 16V	9/92-	K16	1396	DOHC	190x20.8x18	QKT523AF	Q90263	C1152AF	CCT315
Polonez 1.5	10/77-90	AA	1481	OHV	200x23x20	QKT141AF	Q90046	C912AF	CCT110
Polonez 1.6	8/86-90	CB	1598	OHV	200x23x20	QKT141AF	Q90046	C912AF	CCT110
Polonez 1.9 D	1991-	XUD9	1905	OHC	200x20.8x18	QKT1397AF	Q90655	C1619AF	CCT271

## FSO

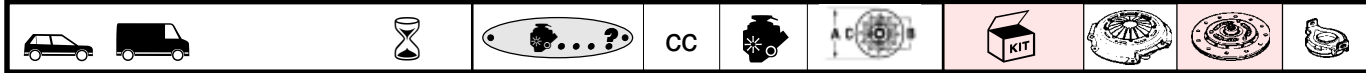
Pick-Up 1.5	1985-90	AB	1481	OHV	200x23x20	QKT141AF	Q90046	C912AF	CCT110
-------------	---------	----	------	-----	-----------	----------	--------	--------	--------

## HONDA

Accord 1.6 (SJ)	5/76-12/79	EG	1599	OHC	190x20.2x19	QKT295AF	Q90062	C898AF	CCT106
Accord 1.6 (SJ)	4/78-81	EL	1602	OHC	200x22x21	QKT509AF	Q90221	C1108AF	CCT309
Accord 1.6 (SY)(-ch.OC200000)	2/82-1/84	EL	1602	OHC	200x22x21	QKT910AF	Q90220	C1108AF	CCT307
Accord 1.6 (SY)(ch.OC200001-)	2/82-1/84	EL	1602	OHC	200x22x21	QKT529AF	Q90219	C1108AF	CCT307
Accord 1.6 12V (AC)	2/84-10/85	EZ	1598	OHC	200x22x21	QKT529AF	Q90219	C1108AF	CCT307
Accord 1.8 12V (AD)	2/84-10/85	ET	1829	OHC	200x22x21	QKT529AF	Q90219	C1108AF	CCT307
Accord 1.8i 16V (CE7)	5/96-98	F18A3	1850	OHC	224x26x24	QKT1429AF	Q90290	C1210AF	CCT359
Accord 1.8i 16V (CF7)	8/98-	F18B2	1850	OHC	-	-	-	-	CCT537
Accord 2.0 12V (CA5)	10/85-9/89	A20A2	1955	OHC	212x22x21	QKT702AF	Q90544	C1100AF	CCT307
Accord 2.0 16V (CB3)	11/89-4/93	F20A3	1997	OHC	224x26x24	QKT1429AF	Q90290	C1210AF	CCT359
Accord 2.0i 12V (CA5)	10/85-9/89	A20A4	1955	OHC	212x22x21	QKT702AF	Q90544	C1100AF	CCT307
Accord 2.0i 16V (CA5)(-ch.OC200000)	10/86-89	B20A2	1958	DOHC	210x24.5x24	QKT1648AF	Q90544	C1483AF	CCT357
Accord 2.0i 16V (CA5)(ch.OC200001-)	10/86-89	B20A2	1958	DOHC	210x24.5x24	QKT1649AF	Q90806	C1483AF	CCT357
Accord 2.0i 16V (CB3)	9/89-4/93	F20A5	1997	OHC	224x26x24	QKT1429AF	Q90290	C1210AF	CCT359
Accord 2.0i 16V (CC7,CE8)	5/93-98	F20Z1	1997	OHC	224x26x24	QKT1429AF	Q90290	C1210AF	CCT359
Accord 2.0i 16V (CF8)	8/98-	F20B6	1997	OHC	-	-	-	-	CCT537
Accord 2.0 TD (CF1)	3/96-98	20T2N	1994	OHC	228x25x24	QKT1490AF	Q10101	C1733AF	CCT280
Accord 2.2i 16V 4WS (CB7)	11/89-4/93	F22A3	2156	OHC	224x26x24	QKT1429AF	Q90290	C1210AF	CCT359
Accord 2.2i VTEC 16V (CE9)	5/96-98	H22A2	2156	OHC	224x26x24	QKT1429AF	Q90290	C1210AF	CCT359
Accord 2.2i VTEC 16V Type R (CF)	1/99-	H22A7	2157	DOHC	-	-	-	-	CCT537
Accord 2.3i 16V (CC7)	10/93-3/96	H23A3	2259	DOHC	224x26x24	QKT1429AF	Q90290	C1210AF	CCT359
Accord Coupé 2.0i 16V (CC1)	4/92-93	F20A7	1997	OHC	224x26x24	QKT1429AF	Q90290	C1210AF	CCT359
Accord Coupé 2.0i 16V (CD9)	6/94-97	F20B3	1997	OHC	224x26x24	QKT1429AF	Q90290	C1210AF	CCT359
Accord Coupé 2.0i 16V (CF9)	7/98-	F20B5	1997	OHC	224x26x24	-	-	C1210AF	CCT359
Accord Coupé 2.2i 16V (CD7)	6/94-97	F22B5	2156	OHC	224x26x24	QKT1429AF	Q90290	C1210AF	CCT359
Aerodeck 2.0 12V (CA5)	10/85-9/89	A20A2	1955	OHC	212x22x21	QKT702AF	Q90544	C1100AF	CCT307
Aerodeck 2.0 16V (CC7)	2/93-7/94	F20Z3	1997	OHC	224x26x24	QKT1429AF	Q90290	C1210AF	CCT359
Aerodeck 2.0i 12V (CA5)	10/85-9/89	A20A4	1955	OHC	212x22x21	QKT702AF	Q90544	C1100AF	CCT307
Aerodeck 2.0i 16V (CE2)	8/94-97	F20B3	1997	OHC	224x26x24	QKT1429AF	Q90290	C1210AF	CCT359
Aerodeck 2.2i 16V (CB7)	4/91-6/94	F22A7	2156	OHC	224x26x24	QKT1429AF	Q90290	C1210AF	CCT359
Aerodeck 2.2i 16V (CE1)	6/94-97	F22B5	2156	OHC	224x26x24	QKT1429AF	Q90290	C1210AF	CCT359
Ballade 1.5 12V (HJ)	9/86-89	EW2	1488	OHC	190x20.2x19	QKT184AF	Q10038	C898AF	CCT297
Ballade 1.5i 16V (HJ)	9/86-89	EW3	1488	OHC	190x20.2x19	QKT184AF	Q10038	C898AF	CCT297
Civic 1.2 (SB)	1973-5/77	EB1	1169	OHC	190x20.2x19	QKT295AF	Q90062	C898AF	CCT106
Civic 1.2 (SB,SF)	5/77-9/79	EB2,EB3	1238	OHC	190x20.2x19	QKT295AF	Q90062	C898AF	CCT106
Civic 1.3 (SL,SS)	11/79-2/84	EN1	1335	OHC	190x20.2x19	QKT149AF	Q10031	C898AF	CCT106
Civic 1.3 Sport (SL)(2 Carb)	1/82-2/84	EN4	1335	OHC	190x20.2x19	QKT149AF	Q10031	C898AF	CCT106
Civic 1.3 12V (AG)	2/84-8/87	EV2	1342	OHC	190x20.2x19	QKT184AF	Q10038	C898AF	CCT297
Civic 1.3 16V (EC8)(-ch.OS100000)	10/87-88	D13B1	1342	OHC	190x22x21	QKT571AF	Q90470	C1481AF	CCT353
Civic 1.3 16V (EC8)(ch.OS100001-)	1989-11/91	D13B1	1342	OHC	200x22x20	QKT658AF	Q90470	C1154AF	CCT353
Civic 1.3 16V (EG3)	11/91-7/96	D13B2	1343	OHC	200x22x20	QKT1405AF	Q90470	C1154AF	CCT537
Civic 1.4 16V (EC9,ED2)(-ch.OS100000)	10/87-88	D14A1	1396	OHC	190x22x21	QKT571AF	Q90470	C1481AF	CCT353
Civic 1.4 16V (EC9,ED2)(ch.OS100001-)	1989-11/91	D14A1	1396	OHC	200x22x20	QKT658AF	Q90470	C1154AF	CCT353
Civic 1.4i 16V  (EJ9)	1/96-	D14A4	1396	OHC	212x22x20	QKT1424AF	Q90733	C1705AF	CCT537
Civic 1.4i 16V  (MA8,MB2)	3/95-	D14A2,D14A8	1396	OHC	212x22x20	QKT1424AF	Q90733	C1705AF	CCT537

13 Kit only - Vendu seulement en kit - Nur als Satz Verfügbar  
 Heavy Duty Version - Version Renforcée - Verstärkte Ausführung

3 door - 3 portes - 3-Türer  
 5 door - 5 portes - 3-Türer



... HONDA									
Civic 1.5 (SE)	1975-78	EC	1488	OHC	190x20.2x19	QKT295AF	Q90062	C898AF	CCT106
Civic 1.5 12V (AH5)	3/85-87	EW2	1488	OHC	190x20.2x19	QKT184AF	Q10038	C898AF	CCT297
Civic 1.5i GT 12V (AH5)	3/85-87	EW3	1488	OHC	190x20.2x19	QKT184AF	Q10038	C898AF	CCT297
Civic 1.5i 16V (EG4,EG8)	11/91-3/96	D15B2	1493	OHC	212x22x20	QKT1424AF	Q90733	C1705AF	CCT537
Civic 1.5i 16V VTec VEi (EG4)	11/91-3/96	D15Z1	1493	OHC	212x22x20	QKT1424AF	Q90733	C1705AF	CCT537
Civic 1.5i 16V VTec (MA9,MB3)	3/95-	D15Z3,D15Z8	1493	OHC	212x22x20	QKT1424AF	Q90733	C1705AF	CCT537
Civic 1.5i 16V (EK3)	1/96-	D15Z6	1493	OHC	212x22x20	QKT1424AF	Q90733	C1705AF	CCT537
Civic 1.6i 16V (ED9)	7/90-11/91	D16A9	1590	DOHC	212x22x20	QKT1650AF	Q90733	C1705AF	CCT353
Civic 1.6i 16V VTec (EG2,EH9)	11/91-3/96	D16Z6	1590	OHC	212x22x20	QKT1424AF	Q90733	C1705AF	CCT537
Civic 1.6i 16V VTec VTi (EG2,EH9)	11/91-3/96	B16A2	1595	DOHC	220x26x24	QKT1406AF	Q90721	C1692AF	CCT359
Civic 1.6i 16V (MB1,MB4)	3/95-	D16Y3,D16B2	1590	OHC	212x22x20	QKT1424AF	Q90733	C1705AF	CCT537
Civic 1.6i 16V VTec (MB1)	6/95-97	D16Y2	1590	OHC	212x22x20	QKT1424AF	Q90733	C1705AF	CCT537
Civic 1.6i 16V VTec VTi (EK4)	1/96-	B16A2	1595	DOHC	220x26x24	QKT1406AF	Q90721	C1692AF	CCT359
Civic 1.8i 16V VTec VTi (MB6)	5/97-	D18C4	1797	DOHC	220x26x24	QKT2007AF	-	C1692AF	CCT359
Civic 2.0 TDi (MB7)	5/97-99	20T2N	1994	OHC	228x25x24	QKT1490AF	Q10101	C1733AF	CCT280
Civic Aerodeck 1.5i 16V (MB9)	2/98-99	D15Z8	1493	OHC	212x22x20	QKT1424AF	Q90733	C1705AF	CCT537
Civic Aerodeck 1.6i 16V (MC1)	2/98-	D16Y3	1590	OHC	212x22x20	QKT1424AF	Q90733	C1705AF	CCT537
Civic Aerodeck 1.8i VTi 16V (MC2)	2/98-	B18C4	1794	DOHC	220x26x24	QKT2007AF	-	C1692AF	CCT359
Civic Coupé 1.5i 16V (EJ2)	2/94-3/96	D15B7	1493	OHC	212x22x20	QKT1424AF	Q90733	C1705AF	CCT537
Civic Coupé 1.6i 16V (EJ6)	1/96-	D16Y7	1590	OHC	212x22x20	QKT1424AF	Q90733	C1705AF	CCT537
Civic Coupé 1.6i VTec 16V (EJ8)	1/96-	D16Y8	1590	DOHC	212x22x20	QKT1424AF	Q90733	C1705AF	CCT537
Civic Shuttle 1.4 16V (EE1)(-ch.OS100000)	3/88-12/88	D14A1	1396	OHC	190x22x21	QKT571AF	Q90470	C1481AF	CCT353
Civic Shuttle 1.4 16V (EE1)(ch.OS100001-)	1/89-91	D14A1	1396	OHC	200x22x20	QKT658AF	Q90470	C1154AF	CCT353
Civic Shuttle 1.5 12V (AN5,AN7)	3/85-3/88	EW2	1488	OHC	190x20.2x19	QKT184AF	Q10038	C898AF	CCT297
Civic Shuttle 1.5 12V 4x4 (AR)	3/85-3/88	EW2	1488	OHC	190x20.2x19	QKT610AF	Q10038	C898AF	CCT330
Civic Shuttle 1.6i 16V 4x4 (EE4)	3/88-12/88	D16A7	1590	OHC	200x22x21	QKT1651AF	Q90470	C1108AF	CCT330
(-2000000)									
Civic Shuttle 1.6i 16V 4x4 (EE4)	1/89-12/89	D16A7	1590	OHC	200x22x20	QKT1652AF	Q90470	C1154AF	CCT330
(2000001-3000000)									
Civic Shuttle 1.6i 16V 4x4 (EE4)	1/90-11/91	D16A7	1590	OHC	212x22x20	QKT1653AF	Q90733	C1705AF	CCT330
(3000001-)									
Concerto 1.4 16V (HW)	10/89-91	D14A1	1396	OHC	200x22x20	QKT658AF	Q90470	C1154AF	CCT353
Concerto 1.5i 16V (HW)	10/91-9/94	D15B2	1493	OHC	200x22x20	QKT658AF	Q90470	C1154AF	CCT353
Concerto 1.6 16V (HW)	10/89-91	D16Z1	1590	OHC	200x22x20	QKT658AF	Q90470	C1154AF	CCT353
Concerto 1.6i 16V (HW)	10/91-9/94	D16A8,9	1590	DOHC	200x22x20	QKT658AF	Q90470	C1154AF	CCT353
Concerto 1.6i 16V (HW)	10/91-9/94	D16Z2	1590	OHC	200x22x20	QKT658AF	Q90470	C1154AF	CCT353
CRV 2.0i 16V (RD18)	11/97-	B20B3	1973	DOHC	220x26x24	QKT2007AF	-	C1692AF	CCT359
CRX 1.5i 12V (AF5)	2/84-86	EW3	1488	OHC	190x20.2x19	QKT184AF	Q10038	C898AF	CCT297
CRX 1.6i 16V (ASS)	2/86-87	ZC1	1590	DOHC	200x22x21	QKT529AF	Q90219	C1108AF	CCT307
CRX 1.6i 16V (ED9)(-1200000)	10/87-12/88	D16A9	1590	DOHC	200x22x21	QKT1182AF	Q90470	C1108AF	CCT353
CRX 1.6i 16V (ED9)	1/89-12/90	D16A9	1590	DOHC	200x22x20	QKT658AF	Q90470	C1154AF	CCT353
(1200001-1400000)									
CRX 1.6i 16V (ED9)	12/90-91	D16A9	1590	DOHC	212x22x20	QKT1650AF	Q90733	C1705AF	CCT353
(1400001-)									
CRX 1.6i 16V VTec (EE8)	6/90-92	B16A1	1595	DOHC	220x26x24	QKT1633AF	Q90721	C1692AF	CCT581
CRX 1.6i 16V VTec ES (EH6)	6/92-98	D16Z6	1590	OHC	212x22x20	QKT1424AF	Q90733	C1705AF	CCT537
CRX 1.6i 16V VTec VTi (EG2)	6/92-95	B16A2	1595	DOHC	220x26x24	QKT1406AF	Q90721	C1692AF	CCT359
HRV 1.6i 16V 4x4 (GH21)	2/99-	D16A	1590	OHC	212x22x20	QKT1424AF	Q90733	C1705AF	CCT537
Integra 1.5 12V (DA4)	3/86-89	D15A1	1488	OHC	190x20.2x19	QKT184AF	Q10038	C898AF	CCT297
Integra 1.6i 16V (DA1)	11/86-89	D16A2	1590	DOHC	200x22x21	QKT529AF	Q90219	C1108AF	CCT307
Integra 1.8i 16V Type R (DC21)	1/98-	B18C6	1797	DOHC	-	-	-	-	CCT359
Jazz 1.2 (AA5)	2/84-86	ER1	1231	OHC	190x20.2x19	QKT184AF	Q10038	C898AF	CCT297
Legend 2.5i V6 24V (HS)	10/86-88	C25A2	2493	V6	225x24.5x24	QKT483AF	Q10054	C1118AF	CCT359
Legend 2.7i V6 24V (SA,KA3,KA4)	10/87-91	C27A2	2675	V6	225x24.5x24	QKT483AF	Q10054	C1118AF	CCT359
Logo 1.3i (GA3)	2/99-	D13B7	1343	OHC	200x22x20	QKT658AF	Q90470	C1154AF	CCT353
Prelude 1.6 (SN)	1/79-82	EL	1602	OHC	200x22x21	QKT509AF	Q90221	C1108AF	CCT309
Prelude 1.6 (SN)	1982-83	EL	1602	OHC	200x22x21	QKT910AF	Q90220	C1108AF	CCT307
Prelude 1.8 12V (AB)	3/83-87	ET	1829	OHC	200x22x21	QKT529AF	Q90219	C1108AF	CCT307
Prelude 2.0 12V (BA4)(-ch.OC200000)	10/87-12/89	B20A4	1958	OHC	210x24.5x24	QKT1654AF	Q90806	C1483AF	CCT359
Prelude 2.0 12V (BA4)(ch.OC200001-)	1/90-4/92	B20A4	1958	OHC	220x26x24	QKT1962AF	Q90855	C1692AF	CCT359
Prelude 2.0i 16V (BA2)	10/85-87	B20A1	1958	DOHC	210x24.5x24	QKT1648AF	Q90544	C1483AF	CCT357
Prelude 2.0i 16V 4WS (BA4)	10/87-12/89	B20A7	1958	DOHC	210x24.5x24	QKT1654AF	Q90806	C1483AF	CCT359
(-ch.OC200000)									
Prelude 2.0i 16V 4WS (BA4)	1/90-4/92	B20A7	1958	DOHC	220x26x24	QKT1962AF	Q90855	C1692AF	CCT359
(ch.OC200001-)									
Prelude 2.0i 16V (BB3)	4/92-96	F20A4	1997	OHC	220x26x24	QKT1404AF	Q90290	C1692AF	CCT359
Prelude 2.0i 16V (BB9)	2/97-	F20A4	1997	OHC	-	-	Q90290	-	CCT359
Prelude 2.2i 16V VTec 4WS (BB1)	2/93-96	H22A2	2157	DOHC	220x26x24	QKT1404AF	Q90290	C1692AF	CCT359
Prelude 2.2i 16V VTec VTi 4WS (BB8)	2/97-	H22A5,H22A8	2157	DOHC	-	-	-	-	CCT359
Prelude 2.3i 16V 4WS (BB2)	4/92-96	H23A2	2259	DOHC	220x26x24	QKT1404AF	Q90290	C1692AF	CCT359

3 door - 3 portes - 3-Türer  
5 door - 5 portes - 3-Türer



CC



## ... HONDA

Quintet 1.6 (SU)(-ch.OC100000)	1/81-12/81	EL	1602	OHC	200x22x21	QKT509AF	Q90221	C1108AF	CCT309
Quintet 1.6 (SU)(ch.OC10001-200000)	1/82-9/83	EL	1602	OHC	200x22x21	QKT910AF	Q90220	C1108AF	CCT307
Quintet 1.6 (SU)(ch.OC200001-)	1/82-9/83	EL	1602	OHC	200x22x21	QKT529AF	Q90219	C1108AF	CCT307

## HONDA

Acty 545cc (TA,VD)	1979-88	EH	545	OHC	165x20.1x19	QKT1655AF	Q90807	C1814AF	CCT106
--------------------	---------	----	-----	-----	-------------	-----------	--------	---------	--------

## HYUNDAI

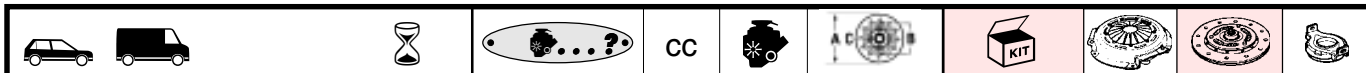
Accent 1.3i 12V (UA,UF)	10/94-99	G4EH	1341	OHC	180x22.2x20	QKT1967AF	Q90059	C1431AF	CCT605
Accent 1.3i 12V (KM)	1/2000-	G4EH	1341	OHC	-	-	-	-	CCT605
Accent 1.5i 12V (UA,UF)	10/94-99	G4EK	1495	OHC	200x22.5x20	QKT1968AF	Q90762	C1756AF	CCT605
Accent 1.5i 12V (KM)	1/2000-	G4EK	1495	OHC	-	-	-	-	CCT605
Accent 1.5i 16V	1/97-99	G4FK	1495	DOHC	200x22.5x20	QKT1968AF	Q90762	C1756AF	CCT605
Amica 1.0i 12V	9/99-	G4HC	999	OHC	180x20x24	QKT1978AF <sup>13</sup>	-	-	-
Atoz 1.0i 12V	5/98-	G4HC	999	OHC	180x20x24	QKT1978AF <sup>13</sup>	-	-	-
Atos 1.0i 12V	5/98-	G4HC	999	OHC	180x20x24	QKT1978AF <sup>13</sup>	-	-	-
Coupé 1.6i 16V (KG)	6/97-	G4GR	1599	DOHC	215x22.4x20	QKT1969AF	Q90753	C1739AF	CCT605
Coupé 2.0i 16V (KG)	9/96-	G4GF	1975	DOHC	215x22.4x20	QKT1970AF	Q90856	C1739AF	CCT606
Lantra 1.5i (KF)	10/93-10/95	G4DJ	1468	OHC	200x22.5x20	QKT1520AF	Q90762	C1756AF	CCT305
Lantra 1.6i 16V (KF)	6/91-10/93	G4CR	1596	DOHC	200x22.5x20	QKT1520AF	Q90762	C1756AF	CCT305
Lantra 1.6i 16V (KF)	10/93-10/95	G4CR	1596	DOHC	215x22.4x20	QKT1444AF	Q90753	C1739AF	CCT305
Lantra 1.6i 16V (KF,KW)	10/95-	G4GR	1599	DOHC	215x22.4x20	QKT1969AF	Q90753	C1739AF	CCT605
Lantra 1.8i 16V (KF)	10/92-10/95	G4CN	1836	DOHC	215x22.4x20	QKT1444AF	Q90753	C1739AF	CCT305
Lantra 1.8i 16V (KF,KW)	10/95-10/97	G4GM	1796	DOHC	215x22.4x20	QKT1970AF	Q90856	C1739AF	CCT606
Lantra 2.0i 16V (KF,KW)	2/97-	G4GF	1975	DOHC	215x22.4x20	QKT1970AF	Q90856	C1739AF	CCT606
Pony 1.2 (RA)	2/82-85	4G36	1238	OHC	185x22x20	QKT200AF	Q90059	C879AF	CCT101
Pony 1.3 (HA,HD,HF)	10/85-6/91	4G13	1298	OHC	180x22.2x20	QKT536AF	Q90059	C1431AF	CCT305
Pony 1.4 (RE)	2/82-85	4G33	1439	OHC	185x22x20	QKT200AF	Q90059	C879AF	CCT101
Pony 1.5 (HA,HD,HF)	10/85-6/91	4G15	1468	OHC	180x22.2x20	QKT536AF	Q90059	C1431AF	CCT305
Pony X2 1.3 (UA,UD,UR)	9/90-10/94	G4DG	1298	OHC	180x22.2x20	QKT536AF	Q90059	C1431AF	CCT305
Pony X2 1.5i (UA,UD,UR)	9/90-10/94	G4DJ	1468	OHC	200x22.5x20	QKT1520AF	Q90762	C1756AF	CCT305
Scoupé 1.5i (UE)	3/90-10/92	G4DJ	1468	OHC	200x22.5x20	QKT1520AF	Q90762	C1756AF	CCT305
Scoupé 1.5i 12V (UE)	10/92-10/95	G4EK	1495	OHC	200x22.5x20	QKT1520AF	Q90762	C1756AF	CCT305
Scoupé 1.5i 12V Turbo (UE)	10/92-3/95	G4EKT	1495	OHC	215x22.4x20	QKT1444AF	Q90753	C1739AF	CCT305
Sonata 1.8i (AF2D)	10/88-10/92	G4CM	1795	OHC	215x22.4x20	QKT1444AF	Q90753	C1739AF	CCT305
Sonata 2.0i (AF)	10/88-10/92	G4CD	1997	OHC	215x22.4x20	QKT1444AF	Q90753	C1739AF	CCT305
Sonata 2.0i 16V (AF3F,DF3F)	7/92-11/94	G4CP	1997	DOHC	215x22.2x20	QKT1980AF	-	-	CCT305
Sonata 2.0i 16V (DF3F)	11/94-8/98	G4CP,4G52	1997	DOHC	225x19.9x20	QKT1977AF	-	-	CCT305
Sonata 2.0i 16V (BR)	8/98-	G4JP	1997	DOHC	215x22.3x20	QKT1981AF	-	-	CCT606
Sonata 2.4i (AF3S)	6/89-92	G4CS	2351	OHC	225x22.4x20	QKT1656AF	Q90808	C1758AF	CCT305
Stellar 1.6 (TF)	1/84-92	4G32	1597	OHC	200x22.4x20	QKT1674AF	Q90061	C1020AF	CCT308
Trajet 2.0i 16V	9/99-	G4JP	1997	DOHC	-	-	-	-	CCT606

## HYUNDAI

H100 2.5 D (GD)	7/97-7/99	D4BA,D4BB	2477	OHC	225x26.1x23	QKT2214AF	-	-	CCT609
H100 2.5 TD (GD)	8/99-	D4BF	2477	OHC	225x26.1x23	QKT1979AF	-	-	CCT609
Pony 1.2 Pick-up (BA)	1982-92	4G36	1238	OHC	185x22x20	QKT200AF	Q90059	C879AF	CCT101

## INNOCENTI

990 1.0	10/85-92	CB20	993	OHC	170x19x18	QKT1637AF	Q90321	C1059AF	CCT351
990 1.0 D	10/85-91	CL11	993	OHC	170x19x18	QKT1637AF	Q90321	C1059AF	CCT351
Elba 1.3	2/90-93	146A5.000	1301	OHC	190x19x17	QKT162AF	Q90189	C916AF	CCT336
Elba 1.4i	9/93-97	146C5,146D5	1372	OHC	190x23x20	QKT622AF	Q90189	C1103AF	CCT336
Elba 1.5i	2/92-94	149C1.000	1498	OHC	190x19x17	QKT162AF	Q90189	C916AF	CCT336
Elba 1.6i	9/93-97	146C6,146D6	1580	OHC	190x23x20	QKT622AF	Q90189	C1103AF	CCT336
Elba 1.7 D	9/91-97	146B2.000	1697	OHC	200x19x17	QKT858AF	Q90211	C5123AF	CCT336
Mille 1.0 i.e.	2/93-98	146C7.000	994	OHC	181x23x20	QKT863AF	Q90225	C1102AF	CCT336
Mille 1.4 i.e.	11/94-98	160A1.046	1372	OHC	181x23x20	QKT863AF	Q90225	C1102AF	CCT336
Mille 1.7 D	11/94-98	146B2.000	1697	OHC	200x23x20	QKT507AF	Q90211	C1091AF	CCT336
Mini 90 1.0	1969-82	99H	998	OHV	181x51x32	QKT112AF	Q60014	C362AF	CCT38
Mini 120 1.3	1975-83	12H	1275	OHV	181x51x32	QKT112AF	Q60014	C362AF	CCT38
Minitre 1.0	4/82-11/83	CB22	993	OHC	160x19x18	QKT1635AF	Q90366	C1000AF	CCT263
Minitre 1.0	12/83-86	CB22	993	OHC	170x19x18	QKT1637AF	Q90321	C1059AF	CCT351



ISUZU									
Piazza 2.0i Turbo (JR120)	2/86-90	4ZC1T	1994	OHC	226x25.4x24	QKT1504AF	Q90758	C1744AF	CCT354
Trooper 2.0 4x4 (UBS13)	1983-85	G200	1950	OHC	215x25.4x24	QKT1657AF	Q90652	C1542AF	CCT101
Trooper 2.2 TD 4x4 (UBS52)	4/85-9/88	C223T	2238	OHC	215x25.4x24	QKT1657AF	Q90652	C1542AF	CCT101
Trooper 2.3 4x4 (UBS16)	1984-88	4ZD1	2254	OHC	215x25.4x24	QKT1657AF	Q90652	C1542AF	CCT101
Trooper 2.6 4x4 (UBS17)	11/86-3/92	4ZE1	2559	OHC	240x25.6x24	QKT1658AF	Q90593	C1815AF	CCT382
Trooper 2.8 TD 4x4 (UBS55)	1988-92	4JB1T	2771	OHV	240x25.6x24	QKT1516AF	Q90761	C1754AF	CCT382
Trooper 3.0 TD 4x4 (UBS73)	5/98-	4JX1T	2999	DOHC	275	QKT2008AF	-	-	CCT546
Trooper 3.1 TD 4x4 (UBS69)	3/92-4/98	4JG2T	3059	OHV	250x25.4x24	QKT1414AF	Q90729	C1699AF	CCT382
Trooper 3.2i 24V 4x4 (UBS25)	3/92-4/98	6VD1	3165	V6	260x25.6x24	QKT1412AF	Q90727	C1697AF	CCT546
Trooper 3.5i 24V 4x4 (UBS26)	5/98-	6VE1	3494	V6	275	QKT2009AF	-	-	CCT546

ISUZU									
KB 1.6, 1.6 4x4 (KB25,26,41)	1981-88	G161	1584	OHC	200x25.4x24	QKT319AF	Q90192	C1062AF	CCT101
KB 2.0 D inc.4x4 (KBD26,41)	1982-88	C190	1951	OHV	200x25.4x24	QKT319AF	Q90192	C1062AF	CCT101
KB 2.2 D inc.4x4 (KBD22,27,42,47)	1983-88	C223	2238	OHV	215x25.4x24	QKT1505AF	Q90594	C1745AF	CCT101
Midi 2.0 (98170,98370)	6/88-8/92	4ZC1	1994	OHC	215x25.4x24	QKT2207AF	Q90596	C1542AF	CCT101
Midi 2.0 4x4 (94170)	6/88-8/92	4ZC1	1994	OHC	215x25.4x24	QKT720AF	Q90652	C1542AF	CCT354
Midi 2.0 TD (98670,98870)	6/88-8/92	4FC1T	1995	OHC	215x25.4x24	QKT720AF	Q90652	C1542AF	CCT354
Midi 2.2 D (98570,98770)	6/88-8/92	4FD1	2189	OHC	215x25.4x24	QKT1505AF	Q90594	C1745AF	CCT101
Midi 2.2 D 4x4 (94570)	6/88-8/92	4FD1	2189	OHC	215x25.4x24	QKT1739AF	Q90653	C1542AF	CCT354
Trooper 2.2 TD 4x4 (UBS52)	10/87-10/92	C223T	2238	OHV	215x25.4x24	QKT1657AF	Q90652	C1542AF	CCT101
Trooper 2.8 TD 4x4 (UBS55)	9/88-10/91	4JB1T	2771	OHV	240x25.6x24	QKT1516AF	Q90761	C1754AF	CCT382
Trooper 3.0 TD 4x4	10/99-	4JX1T	2999	DOHC	275	QKT2008AF	-	-	CCT546
Trooper 3.1 TD 4x4	10/92-99	4JG2T	3059	OHV	250x25.4x24	QKT1414AF	Q90729	C1699AF	CCT382

IVECO									
Daily 2.4 D (35-8,40-8)	7/83-91	8140.61	2445	OHC	240x29x10	QKT1161AF <sup>13</sup>	-	-	-
Daily 2.4 TD (35-10,40-10,49-10)	7/85-91	8140.21	2445	OHC	267x29x10	QKT1162AF <sup>13</sup>	-	-	-
Daily 2.5 D (35-8)	11/89-96	8140.07	2499	OHC	235x29x10	QKT1241AF <sup>13</sup>	-	-	-
Daily 2.5 TD (35-10,40-10)	11/89-96	8140.27	2499	OHC	267x29x10	QKT1162AF <sup>13</sup>	-	-	-
Daily 2.5 TD (35-12,49-12,59-12)	3/90-	8140.47	2499	OHC	265x29x10	QKT1242AF <sup>13</sup>	-	-	-

JAGUAR / DAIMLER									
340 3.4	1967-68	-	3442	DOHC	241x29x10	QKT190AF	Q10018	C736AF	CC63
420,420G 4.2	1966-70	-	4235	DOHC	241x29x10	QKT190AF	Q10018	C736AF	CC63
E Type 4.2 (7E13501-)	1968-72	-	4235	DOHC	241x29x10	QKT190AF	Q10018	C736AF	CC63
E Type 4.2 2+2 (7E53582-)	1968-72	-	4235	DOHC	241x29x10	QKT190AF	Q10018	C736AF	CC63
Mk.II 3.4 (KJ8237-)	1965-68	-	3442	DOHC	241x29x10	QKT190AF	Q10018	C736AF	CC63
Mk.II 3.8 (LE2981-)	1965-67	-	3781	DOHC	241x29x10	QKT190AF	Q10018	C736AF	CC63
Mk.10 4.2 (7D56375-)	1965-66	-	4235	DOHC	241x29x10	QKT190AF	Q10018	C736AF	CC63
S Type 3.4 (7B6572-)	1965-68	-	3442	DOHC	241x29x10	QKT190AF	Q10018	C736AF	CC63
S Type 3.8 (7B60391-)	1965-68	-	3781	DOHC	241x29x10	QKT190AF	Q10018	C736AF	CC63
Sovereign 3.4	1975-77	-	3442	DOHC	241x29x10	-	Q10021	C736AF	CC63
Sovereign 4.2	1966-78	-	4235	DOHC	241x29x10	QKT190AF	Q10018	C736AF	CC63
XJ6 3.4	1975-78	-	3442	DOHC	241x29x10	-	Q10021	C736AF	CC63
XJ6 4.2	1968-78	-	4235	DOHC	241x29x10	QKT190AF	Q10018	C736AF	CC63

KIA									
Carens 1.8i 16V	2000-	T8	1793	DOHC	215x24.3x22	QKT1999AF <sup>13</sup>	-	-	-
Clarus 1.8i 16V (K9D)	7/99-	OK9B	1793	DOHC	215x24.3x22	QKT1999AF <sup>13</sup>	-	-	-
Clarus 2.0i 16V (K9D)	7/99-	OK9B	1998	DOHC	215x24.3x22	QKT1999AF <sup>13</sup>	-	-	-
Mentor 1.5i (FA24)	6/96-6/99	B5	1498	OHC	200x22.3x20	QKT1502AF	Q90757	C1742AF	CCT350
Mentor 1.5i 16V (FB)	7/99-	OK2A	1498	DOHC	200x22.2x20	QKT1998AF <sup>13</sup>	-	-	-
Mentor 1.6i (K22)	6/94-6/99	B6	1598	OHC	200x22.3x20	QKT1502AF	Q90757	C1742AF	CCT350
Pride 1.1 (DA23)	6/91-9/94	B1	1139	OHC	180x19x18	QKT1131AF	Q90545	C1484AF	CCT350
Pride 1.3 (DA23,DA24)	6/91-9/94	B3	1324	OHC	180x19x18	QKT1131AF	Q90545	C1484AF	CCT350
Pride 1.3i (DA23,DA24)	9/94-	B3	1324	OHC	180x19x18	QKT1131AF	Q90545	C1484AF	CCT350
Sedona 2.5i 24V (UP752)	9/99-	KV6	2497	V6	245	QKT1996AF <sup>13</sup>	-	-	-
Sedona 2.9 TDi 16V (UP751)	9/99-	J3T	2902	DOHC	260x26.25x23	QKT1997AF <sup>13</sup>	-	-	-
Shuma 1.5i 16V (FB24)	7/99-	OK2A	1498	DOHC	200x22.2x20	QKT1998AF <sup>13</sup>	-	-	-
Sportage 2.0i 16V 4x4 (JA5)	7/95-	FE	1998	DOHC	225x24.3x22	QKT1503AF	Q90658	C1743AF	CCT295

13 Kit only - Vendu seulement en kit - Nur als Satz Verfügbar  
 Engine - Moteur - Motor



CC

**K****KIA**

Pride 1.3 (DA23) Pride 1.3i (DA23)	3/92-9/94 9/94-	B3 B3	1324 1324	OHC OHC	180x19x18 180x19x18	<b>QKT1131AF</b> <b>QKT1131AF</b>	<b>Q90545</b> <b>Q90545</b>	<b>C1484AF</b> <b>C1484AF</b>	<b>CCT350</b> <b>CCT350</b>
---------------------------------------	--------------------	----------	--------------	------------	------------------------	--------------------------------------	--------------------------------	----------------------------------	--------------------------------

**LADA**

1200 1.2 (2101,2102) 1300 1.3 (21011) 1500 1.5 (2102,2103,2106) 1600 1.6 (2106)	1974-85 1977-83 1976-86 1978-84	BA3 BA3 BA3 BA3	1198 1294 1452 1570	OHC OHC OHC OHC	200x23x20 200x23x20 200x23x20 200x23x20	<b>QKT196AF</b> <b>QKT196AF</b> <b>QKT196AF</b> <b>QKT196AF</b>	<b>Q90018</b> <b>Q90018</b> <b>Q90018</b> <b>Q90018</b>	<b>C912AF</b> <b>C912AF</b> <b>C912AF</b> <b>C912AF</b>	<b>CCT269</b> <b>CCT269</b> <b>CCT269</b> <b>CCT269</b>
Niva 1.6 4x4 Niva 1.7i 4x4	7/77-95 10/95-97	BA3 BO5	1570 1690	OHC OHC	200x23x20 200x23x20	<b>QKT196AF</b> <b>QKT196AF</b>	<b>Q90018</b> <b>Q90018</b>	<b>C912AF</b> <b>C912AF</b>	<b>CCT269</b> <b>CCT269</b>
Riva 1.2 Riva 1.3 Riva 1.5 Riva 1.6	6/84-90 5/83-92 10/85-97 7/86-92	BA3 BA3 BA3 BA3	1198 1294 1452 1570	OHC OHC OHC OHC	200x23x20 200x23x20 200x23x20 200x23x20	<b>QKT196AF</b> <b>QKT196AF</b> <b>QKT196AF</b> <b>QKT196AF</b>	<b>Q90018</b> <b>Q90018</b> <b>Q90018</b> <b>Q90018</b>	<b>C912AF</b> <b>C912AF</b> <b>C912AF</b> <b>C912AF</b>	<b>CCT269</b> <b>CCT269</b> <b>CCT269</b> <b>CCT269</b>
Samara 1.1 Samara 1.3 Samara 1.5	7/87-97 7/86-97 7/86-97	21081 2108 21083	1099 1288 1499	OHC OHC OHC	190x22.2x20 190x22.2x20 190x22.2x20	<b>QKT629AF</b> <b>QKT629AF</b> <b>QKT629AF</b>	<b>Q90284<sup>1</sup></b> <b>Q90284<sup>1</sup></b> <b>Q90284<sup>1</sup></b>	<b>C1169AF</b> <b>C1169AF</b> <b>C1169AF</b>	<b>CCT329<sup>1</sup></b> <b>CCT329<sup>1</sup></b> <b>CCT329<sup>1</sup></b>

**LADA**

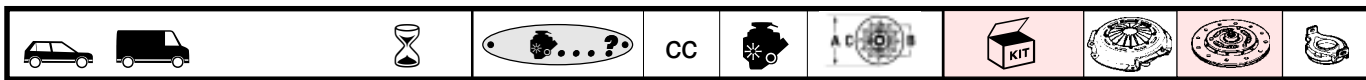
Niva 1.6 4x4	1982-91	BA3	1570	OHC	200x23x20	<b>QKT196AF</b>	<b>Q90018</b>	<b>C912AF</b>	<b>CCT269</b>
Riva 1.3 Riva 1.5	1985-91 1985-90	BA3 BA3	1294 1452	OHC OHC	200x23x20 200x23x20	<b>QKT196AF</b> <b>QKT196AF</b>	<b>Q90018</b> <b>Q90018</b>	<b>C912AF</b> <b>C912AF</b>	<b>CCT269</b> <b>CCT269</b>
Samara 1.3 Samara 1.5	10/88-91 3/89-91	2108 21083	1288 1499	OHC OHC	190x22.2x20 190x22.2x20	<b>QKT629AF</b> <b>QKT629AF</b>	<b>Q90284<sup>1</sup></b> <b>Q90284<sup>1</sup></b>	<b>C1169AF</b> <b>C1169AF</b>	<b>CCT329<sup>1</sup></b> <b>CCT329<sup>1</sup></b>

**LANCIA**

Dedra 1.6 i.e. Dedra 1.6 i.e. Dedra 1.6 i.e. 16V Dedra 1.8 i.e. Dedra 1.8 i.e. Dedra 1.8 i.e. Dedra 1.8 i.e. 16V Dedra 1.9 TD Dedra 2.0 i.e. Dedra 2.0 i.e. 16V Dedra 2.0 i.e. Turbo Dedra 2.0 i.e. Turbo Integrale 4x4	3/89-6/94 7/94-97 1/96- 3/89-3/91 4/91-6/94 7/94-97 3/96- 3/89- 3/89-6/94 7/94-96 1/91-94 12/90-94	835A1,835C1 159B9.000 182A4.000 835A2.000 835A2,835C5 836A5.000 182A2,183A1 835A4,160D1 835A5.000 836A3.000 835A8 835A7	1581 1581 1581 1756 1756 1756 1747 1929 1995 1995 1995 1995	OHC OHC DOHC DOHC DOHC DOHC DOHC OHC DOHC DOHC DOHC DOHC	190x23x20 190x23x20 200x23x20 200x23x20 215x23x20 215x23x20 215x23x20 215x23x20 215x23x20 215x23x20 230x23x20 235x23.7x20	<b>QKT622AF</b> <b>QKT622AF</b> <b>QKT1289AF</b> <b>QKT1099AF</b> <b>QKT1156AF</b> <b>QKT1156AF</b> <b>QKT1156AF</b> <b>QKT1286AF</b> <b>QKT1098AF</b> <b>QKT1156AF</b> <b>QKT1156AF</b> <b>QKT894AF</b> <b>QKT1237AF<sup>13</sup></b>	<b>Q90189</b> <b>Q90189</b> <b>Q90225</b> <b>Q90046</b> <b>Q90050</b> <b>Q90050</b> <b>Q90711</b> <b>Q90175</b> <b>Q90050</b> <b>Q90050</b> <b>Q90050</b> <b>Q15081</b> -	<b>C1103AF</b> <b>C1103AF</b> - <b>C912AF</b> <b>C901AF</b> <b>C901AF</b> <b>C1679AF</b> <b>C1036AF</b> <b>C901AF</b> <b>C901AF</b> <b>C901AF</b> <b>C5121AF</b> -	<b>CCT336</b> <b>CCT336</b> <b>CCT336</b> <b>CCT407</b> <b>CCT407</b> <b>CCT407</b> <b>CCT407</b> <b>CCT407</b> <b>CCT407</b> <b>CCT407</b> <b>CCT407</b> <b>CCT407</b> -
Delta 1.3 (-ch.445260) Delta 1.3 (ch.445261-) Delta 1.4 i.e. Delta 1.5 Delta 1.6 Delta 1.6 i.e. GT (-ch.389580) Delta 1.6 i.e. GT (ch.389581-) Delta 1.6 i.e. Delta 1.6 i.e. 16V Delta 1.6 HF Turbo Delta 1.6 HF Turbo i.e. (-ch.380591) Delta 1.6 HF Turbo i.e. (ch.380592-) Delta 1.8 i.e. Delta 1.8 i.e. 16V	9/79-87 1987-93 3/93- 9/79-4/86 10/82-86 5/86-3/87 4/87-93 3/93- 7/95- 4/83-4/86 4/86-87 1987-93 3/93- 7/95-	831A,831B 831B 160A1.46,836A4 831A1.000 831A4.000 831B7.000 831B7.000 835C1.000 182A4,182A6 831B3.000 831B3.000 831B3.000 835C2/C4,836A5 182A2,183A1	1301 1301 1372 1498 1585 1585 1585 1581 1581 1585 1585 1585 1756 1747	OHC OHC OHC OHC DOHC DOHC DOHC OHC DOHC DOHC DOHC DOHC OHC DOHC	180x19x17 181x23x20 181x23x20 190x19x17 200x19x17 200x19x17 200x23x20 190x23x20 200x23x20 215x23x20 215x23x20 215x23x20 215x23x20 215x23x20	<b>QKT139AF</b> <b>QKT863AF</b> <b>QKT863AF</b> <b>QKT162AF</b> <b>QKT219AF</b> <b>QKT506AF</b> <b>QKT1099AF</b> <b>QKT622AF</b> <b>QKT1289AF</b> <b>QKT333AF</b> <b>QKT333AF</b> <b>QKT1156AF</b> <b>QKT1156AF</b> <b>QKT1286AF</b>	<b>Q90225</b> <b>Q90225</b> <b>Q90225</b> <b>Q90189</b> <b>Q90046</b> <b>Q90046</b> <b>Q90046</b> <b>Q90189</b> - <b>Q90050</b> <b>Q90050</b> <b>Q90050</b> <b>Q90050</b> <b>Q90711</b>	<b>C904AF</b> <b>C1102AF</b> <b>C1102AF</b> <b>C916AF</b> <b>C1004AF</b> <b>C1004AF</b> <b>C1004AF</b> <b>C1103AF</b> - <b>C901AF</b> <b>C901AF</b> <b>C901AF</b> <b>C901AF</b> <b>C1679AF</b>	<b>CCT336</b> <b>CCT336</b> <b>CCT336</b> <b>CCT336</b> <b>CCT336</b> <b>CCT324</b> <b>CCT407</b> <b>CCT336</b> <b>CCT336</b> <b>CCT336</b> <b>CCT336</b> <b>CCT407</b> <b>CCT407</b> <b>CCT407</b>
Delta 1.9 TD (-ch.382652) Delta 1.9 TD (ch.382653-) Delta 1.9 TD Delta 2.0i HF Turbo 4x4 Delta 2.0 i.e. 16V Delta 2.0 i.e. 16V Turbo Kappa 2.0 i.e. 16V Turbo Kappa 2.0 i.e. 20V Kappa 2.4 i.e. 20V Kappa 2.4 TD Lybra 1.8i 16V Lybra 2.0i 20V	4/86-3/87 4/87-93 6/94- 5/86-12/87 3/93- 3/93- 10/94-98 10/94- 10/94- 10/94-98 7/99- 7/99-	831D1.000 831D1.000 160D1,835A4 831B5.000 836A3.000 175A4,836A2 838A4.000 838A1,838A6 838A2.000 838A3,838A7 839A4.000 182B7.000	1929 1929 1929 1995 1995 1995 1995 1998 2446 2387 1747 1998	OHC OHC OHC DOHC DOHC DOHC DOHC DOHC DOHC DOHC DOHC DOHC	215x23x20 215x23x20 215x23x20 230x23x20 215x23x20 235x23.7x20 235x23.7x20 230x20.1x20 - 235x23.1x20 - -	<b>QKT865AF</b> <b>QKT1098AF</b> <b>QKT1098AF</b> <b>QKT897AF</b> <b>QKT1469AF</b> <b>QKT1237AF<sup>13</sup></b> <b>QKT1237AF<sup>13</sup></b> <b>QKT1543AF</b> - <b>QKT1886AF<sup>13</sup></b> - -	<b>Q90175</b> <b>Q90175</b> <b>Q90175</b> <b>Q15071</b> <b>Q90050</b> - - - - - -	<b>C1036AF</b> <b>C1036AF</b> <b>C1036AF</b> <b>C5121AF</b> <b>C1686AF</b> - - <b>C1680AF</b> - - -	<b>CCT336</b> <b>CCT407</b> <b>CCT407</b> <b>CCT324</b> <b>CCT407</b> - - <b>CCT336</b> <b>CCT336</b> - <b>CCT407</b> <b>CCT407</b>

1 Clutch Cover and Release Bearing must be fitted as a pair - Le Mécanisme et la butée doivent être montés ensemble - Kupplungsautomat und Ausrücklager müssen zusammen montiert werden  
13 Kit only - Vendu seulement en kit - Nur als Satz Verfügbar





... LANCIA									
Prisma 1.3 (-ch.3426513)	11/82-87	831B.000	1301	OHC	180x19x17	QKT139AF	Q90225	C904AF	CCT336
Prisma 1.3 (ch.3426514-)	1987-89	831B.000	1301	OHC	181x23x20	QKT863AF	Q90225	C1102AF	CCT336
Prisma 1.5	11/82-5/86	831B1.000	1498	OHC	190x19x17	QKT162AF	Q90189	C916AF	CCT336
Prisma 1.5	6/86-89	831B1.000	1498	OHC	190x23x20	QKT622AF	Q90189	C1103AF	CCT336
Prisma 1.6	11/82-5/86	831A4,831B4	1585	DOHC	200x19x17	QKT219AF	Q90046	C1004AF	CCT336
Prisma 1.6 (-ch.3335326)	5/86-87	831B6.000	1585	DOHC	200x19x17	QKT506AF	Q90046	C1004AF	CCT324
Prisma 1.6 (ch.3335327-)	4/87-89	831B6.000	1585	DOHC	200x23x20	QKT1099AF	Q90046	C912AF	CCT407
Prisma 1.6 i.e. (-ch.3334212)	5/86-87	831B7.000	1585	DOHC	200x19x17	QKT506AF	Q90046	C1004AF	CCT324
Prisma 1.6 i.e. (ch.3334213-)	1987-91	831B7.000	1585	DOHC	200x23x20	QKT1099AF	Q90046	C912AF	CCT407
Prisma 1.9 D	6/84-89	149A1.000	1929	OHC	215x19x17	QKT900AF	Q90175	C5098AF	CCT336
Prisma 1.9 TD (-ch.3335248)	5/85-4/87	831D1.000	1929	OHC	215x23x20	QKT865AF	Q90175	C1036AF	CCT336
Prisma 1.9 TD (ch.3335249-)	5/87-90	831D1.000	1929	OHC	215x23x20	QKT1098AF	Q90175	C1036AF	CCT407
Prisma 2.0 i.e.4x4	4/86-12/87	828B1.000	1995	DOHC	230x23x20	QKT897AF	Q15071	C5121AF	CCT324
Prisma 2.0 i.e.4x4	1/88-89	828B1.000	1995	DOHC	230x23x20	QKT898AF	Q15081	C5121AF	CCT324
Thema 2.0 i.e.	10/84-95	834B	1995	DOHC	215x23x20	QKT333AF	Q90050	C901AF	CCT336
Thema 2.0 i.e.16V	10/88-95	834B2,834F1	1995	DOHC	215x23x20	QKT333AF	Q90050	C901AF	CCT336
Thema 2.0 i.e.Turbo	10/84-8/92	834B,834C2	1995	DOHC	230x23x20	QKT878AF	Q90694	C5121AF	CCT336
Thema 2.0 i.e.16V Turbo (942149)	10/88-8/92	834C	1995	DOHC	230x23x20	QKT894AF	Q15081	C5121AF	CCT336
Thema 2.0 i.e.16V Turbo (942150-)	10/88-95	834C,834F2	1995	DOHC	228x23.1x20	QKT1226AF <sup>13</sup>	-	-	-
Thema 2.4 TD	11/84-9/88	8144.81	2445	OHC	230x23x20	QKT878AF	Q90694	C5121AF	CCT336
Thema 2.5 TD	10/88-95	8144.91	2500	OHC	230x23x20	QKT894AF	Q15081	C5121AF	CCT336
Thema 2.8 i.e.	11/84-8/92	834E	2849	V6	230x23x20	QKT878AF	Q90694	C5121AF	CCT336
Thema 3.0 i.e.	9/92-95	834F	2959	V6	-	-	-	-	-
Y10 1.0 (FIRE)	8/85-6/92	156A2	999	OHC	170x18x20	QKT502AF	Q90161	C1158AF	CCT151
Y10 1.0 Touring	3/85-89	156C	1049	OHC	180x17x20	QKT508AF	Q90233	C1241AF	CCT151
Y10 1.0 Turbo	3/85-88	156A1	1049	OHC	180x17x20	QKT508AF	Q90233	C1241AF	CCT151
Y10 1.1 i.e. (FIRE)	7/89-6/92	156C	1108	OHC	180x17x20	QKT508AF	Q90233	C1241AF	CCT151
Y10 1.1 i.e. (FIRE)	7/92-95	156C.046	1108	OHC	182x17.7x20	QKT786AF	Q90671	C1633AF	CCT372
Y10 1.3 i.e.	7/92-95	146A5.046	1297	OHC	182x17.7x20	QKT786AF	Q90671	C1633AF	CCT372
Y10 1.3 i.e.GT	8/85-6/92	156B,156A5.046	1297	OHC	180x17x20	QKT508AF	Q90233	C1241AF	CCT151
Y 1.1i	11/95-	176B2.000	1108	OHC	182x17.7x20	QKT786AF	Q90671	C1633AF	CCT372
Y 1.2 i.e.	11/95-	840A3.000	1242	OHC	180x17.3x20	QKT1470AF	Q90671	C1719AF	CCT372
Y 1.2 i.e.16V	10/96-	176B9.000	1242	DOHC	190	QKT2113AF	-	-	CCT372
Y 1.4 i.e.12V	11/95-	840A2,840A4	1372	OHC	190x17.7x20	QKT1288AF	-	C1677AF	CCT372
Zeta 2.0i 16V	2/99-	RFV	1998	DOHC	-	-	-	-	CCT379
Zeta 2.0 i.e.Turbo	10/94-11/96	RGX	1998	OHC	228x24.1x21	QKT1270AF	Q90742	C1716AF	CCT379
Zeta 2.0 i.e.Turbo	12/96-	RGX	1998	OHC	228x x21	QKT2055AF	Q90742	-	CCT379
Zeta 2.1 TD	3/96-	P8C	2088	OHC	228x x21	QKT2055AF	Q90742	-	CCT379

### LAND ROVER

Series IIA 2¼ (diaphragm type-version diaphragme-membransystem)	1961-71	11H	2286	OHV	241x29x10	QKT1939AF	Q10021	C736AF	CCT28
Series IIA 2¼ D (diaphragm type-version diaphragme-membransystem)	1961-71	10J	2286	OHV	241x29x10	QKT1939AF	Q10021	C736AF	CCT28
Series III 2¼	1971-85	11H	2286	OHV	241x29x10	QKT237AF	Q10020	C393AF	CCT124
Series III 2¼ D	1971-85	10J	2286	OHV	241x29x10	QKT236AF	Q10020	C736AF	CCT124
Series III 3.5 V8	1979-85	10G	3528	V8	267x29x10	QKT234AF	Q10037	C943AF	CCT124
90 2¼	7/83-85	11H	2286	OHV	241x25.4x23	QKT273AF	Q10020	C782AF	CCT124
90 2.5	8/85-8/90	17H	2495	OHV	241x25.4x23	QKT273AF	Q10020	C782AF	CCT124
90 2.5 D	4/84-8/90	12J	2495	OHV	241x25.4x23	QKT235AF	Q10020	C886AF	CCT124
90 2.5 TD	8/86-8/90	19J	2495	OHV	235x25.4x23	QKT501AF	Q10020	C1131AF	CCT124
90 3.5 V8	5/85-8/90	15G	3528	V8	267x29x10	QKT234AF	Q10037	C943AF	CCT124
90 3.5 V8	5/85-8/90	15G	3528	V8	267x25.4x23	QKT278AF	Q10037	C990AF	CCT124
110 2¼ Litre	7/83-85	11H	2286	OHV	241x25.4x23	QKT273AF	Q10020	C782AF	CCT124
110 2¼ Litre D	7/83-85	10J	2286	OHV	241x25.4x23	QKT235AF	Q10020	C886AF	CCT124
110 2.5	5/85-8/90	17H	2495	OHV	241x25.4x23	QKT273AF	Q10020	C782AF	CCT124
110 2.5 D	4/84-8/90	12J	2495	OHV	241x25.4x23	QKT235AF	Q10020	C886AF	CCT124
110 2.5 TD	8/86-8/90	19J	2495	OHV	235x25.4x23	QKT501AF	Q10020	C1131AF	CCT124
110 3.5 V8	1983-84	15G	3528	V8	267x29x10	QKT234AF	Q10037	C943AF	CCT124
110 3.5 V8	1984-8/90	15G	3528	V8	267x25.4x23	QKT278AF	Q10037	C990AF	CCT124
Defender 90 2.5	9/90-94	17H	2495	OHV	241x25.4x23	QKT273AF	Q10020	C782AF	CCT124
Defender 90 2.5 D	9/90-94	12J	2495	OHV	235x25.4x23	QKT740AF	Q10062	C1131AF	CCT124
Defender 90 2.5 TD	9/90-2/94	200TDI	2495	OHV	235x25.4x23	QKT740AF	Q10062	C1131AF	CCT124
Defender 90 2.5 TD	3/94-11/98	300TDI	2495	OHV	235x25.4x23	QKT740AF	Q10062	C1131AF	CCT124
Defender 90 TD5 2.5 TD	11/98-	10P	2495	OHC	240x x23	QKT2138AF <sup>13</sup>	-	-	-
Defender 90 3.5 V8	9/90-	15G	3528	V8	267x25.4x23	QKT278AF	Q10037	C990AF	CCT124
Defender 110 2.5	9/90-92	17H	2495	OHV	241x25.4x23	QKT273AF	Q10020	C782AF	CCT124
Defender 110 2.5 D	9/90-92	12J	2495	OHV	235x25.4x23	QKT740AF	Q10062	C1131AF	CCT124
Defender 110 2.5 TD	9/90-2/94	200TDI	2495	OHV	235x25.4x23	QKT740AF	Q10062	C1131AF	CCT124
Defender 110 2.5 TD	3/94-11/98	300TDI	2495	OHV	235x25.4x23	QKT740AF	Q10062	C1131AF	CCT124
Defender 110 TD5 2.5 TD	11/98-	10P	2495	OHC	240x x23	QKT2138AF <sup>13</sup>	-	-	-
Defender 110 3.5 V8	9/90-94	15G	3528	V8	267x25.4x23	QKT278AF	Q10037	C990AF	CCT124
Defender 130 2.5 TD	7/94-11/98	300TDI	2495	OHV	235x25.4x23	QKT740AF	Q10062	C1131AF	CCT124
Defender 130 TD5 2.5 TD	11/98-	10P	2495	OHC	240x x23	QKT2138AF <sup>13</sup>	-	-	-

13 Kit only - Vendu seulement en kit - Nur als Satz Verfügbar  
 4 speed gearbox - Boîte à 4 vitesses - 4-Gang Getriebe  
 5 speed gearbox - Boîte à 5 vitesses - 5-Gang Getriebe



CC



## ... LAND ROVER

Discovery 2.0i 16V	5/93-98	20T4	1994	DOHC	241x25.4x23	<b>QKT1955AF</b> <sup>13</sup>	-	-	-
Discovery 2.5 TD	11/89-2/94	200TDI	2495	OHV	235x25.4x23	<b>QKT740AF</b>	<b>Q10062</b>	<b>C1131AF</b>	<b>CCT124</b>
Discovery 2.5 TD	3/94-9/98	300TDI	2495	OHV	235x25.4x23	<b>QKT740AF</b>	<b>Q10062</b>	<b>C1131AF</b>	<b>CCT124</b>
Discovery 2.5 TD5 TD	9/98-	11P	2495	OHC	240x x23	<b>QKT2138AF</b> <sup>13</sup>	-	-	-
Discovery 3.5 V8	11/89-91	27G	3528	V8	267x25.4x23	<b>QKT278AF</b>	<b>Q10037</b>	<b>C990AF</b>	<b>CCT124</b>
Discovery 3.5i V8	9/90-9/93	24D	3528	V8	267x25.4x23	<b>QKT278AF</b>	<b>Q10037</b>	<b>C990AF</b>	<b>CCT124</b>
Discovery 3.9i V8	9/93-98	35L,37L	3947	V8	267x27.9x23	<b>QKT1954AF</b>	-	-	<b>CCT124</b>
Freelander 1.8i 16V	1/98-	18K16	1796	DOHC	215x x24	<b>QKT2137AF</b>	<b>Q10101</b>	-	<b>CCT280</b>
Freelander 2.0 TD	1/98-9/2000	20T	1994	OHC	228x25x24	<b>QKT1490AF</b>	<b>Q10101</b>	<b>C1733AF</b>	<b>CCT280</b>
Range Rover 2.4 TD	10/85-10/89	HR492H1	2393	OHV	235x25.4x23	<b>QKT740AF</b>	<b>Q10062</b>	<b>C1131AF</b>	<b>CCT124</b>
Range Rover 2.5 TD	10/89-10/92	95A	2495	OHV	235x25.4x23	<b>QKT740AF</b>	<b>Q10062</b>	<b>C1131AF</b>	<b>CCT124</b>
Range Rover 2.5 TD	11/92-94	200TDI	2495	OHV	235x25.4x23	<b>QKT740AF</b>	<b>Q10062</b>	<b>C1131AF</b>	<b>CCT124</b>
Range Rover 2.5 TD	9/94-	BMW - 3425TD	2497	OHC	242x x23	<b>QKT2101AF</b> <sup>13</sup>	-	-	<b>CCT124</b>
Range Rover 3.5 V8	6/70-83	11D,25D	3528	V8	267x29x10	<b>QKT234AF</b>	<b>Q10037</b>	<b>C943AF</b>	<b>CCT124</b>
Range Rover 3.5 V8	1983-89	11D,25D	3528	V8	267x25.4x23	<b>QKT278AF</b>	<b>Q10037</b>	<b>C990AF</b>	<b>CCT124</b>
Range Rover 3.9i V8	10/89-9/94	35D	3947	V8	267x27.9x23	<b>QKT1954AF</b>	-	-	<b>CCT124</b>
Range Rover 4.2i V8	10/92-94	40D	4275	V8	267x27.9x23	<b>QKT1954AF</b>	-	-	<b>CCT124</b>
Range Rover Classic 2.5 TD	9/94-10/95	300TDI	2495	OHV	235x25.4x23	<b>QKT740AF</b>	<b>Q10062</b>	<b>C1131AF</b>	<b>CCT124</b>
Range Rover Classic 3.9i V8	9/94-95	35D	3947	V8	267x27.9x23	<b>QKT1954AF</b>	-	-	<b>CCT124</b>

## LEYLAND DAF

200 Series 1.7	1989-94	17V	1700	OHC	241x25.4x23	<b>QKT495AF</b>	<b>Q10052</b>	<b>C886AF</b>	<b>CCT347</b>
200 Series 1.9 D	9/94-4/96	PSA - XUD9A	1905	OHC	215x26.2x23	<b>QKT1964AF</b>	<b>Q10100</b>	<b>C1808AF</b>	<b>CCT603</b>
200 Series 2.0	1989-96	20V	1994	OHC	241x25.4x23	<b>QKT495AF</b>	<b>Q10052</b>	<b>C886AF</b>	<b>CCT347</b>
200 Series 2.0 Di	1989-9/94	TN44	1994	OHC	241x25.4x23	<b>QKT495AF</b>	<b>Q10052</b>	<b>C886AF</b>	<b>CCT347</b>
400 Series 2.0	1989-96	20V	1994	OHC	241x25.4x23	<b>QKT495AF</b>	<b>Q10052</b>	<b>C886AF</b>	<b>CCT347</b>
400 Series 2.5 D	1989-96	EN55	2498	OHV	235x29x10	<b>QKT1457AF</b>	<b>Q90702</b>	<b>C1674AF</b>	<b>CCT202</b>
400 Series 2.5 TD	1989-96	ET70	2498	OHV	235x29x10	<b>QKT1457AF</b>	<b>Q90702</b>	<b>C1674AF</b>	<b>CCT202</b>
Convoy 2.5 D (-ch.007377)	4/96-97	PSA - EN55	2498	OHV	235x29x10	<b>QKT1457AF</b>	<b>Q90702</b>	<b>C1674AF</b>	<b>CCT202</b>
Convoy 2.5 TD (-ch.007377)	4/96-97	PSA - ET70	2498	OHV	235x29x10	<b>QKT1457AF</b>	<b>Q90702</b>	<b>C1674AF</b>	<b>CCT202</b>
Cub 2.3 D	9/98-	Nissan - LD23	2283	OHC	200x25.4x24	<b>QKT1966AF</b>	<b>Q90666</b>	<b>C1246AF</b>	<b>CCT604</b>
Pilot 1.9 D	4/96-	PSA - XUD9A	1905	OHC	215x26.2x23	<b>QKT1964AF</b>	<b>Q10100</b>	<b>C1808AF</b>	<b>CCT603</b>

## LONDON TAXI INTERNATIONAL

Fairway 2.7 D	1989-97	Nissan - TD27	2663	OHV	240x25x24	<b>QKT1211AF</b>	<b>Q90605</b>	<b>C1562AF</b>	<b>CCT518</b>
---------------	---------	---------------	------	-----	-----------	------------------	---------------	----------------	---------------

## MARUTI

800 797cc	11/89-96	F8A	797	OHC	160x17.4x32	<b>QKT574AF</b>	<b>Q90498</b>	<b>C1458AF</b>	<b>CCT263</b>
-----------	----------	-----	-----	-----	-------------	-----------------	---------------	----------------	---------------

## MAZDA

121 1.1 (DA)	11/87-4/91	B1	1138	OHC	180x19x18	<b>QKT1131AF</b>	<b>Q90545</b>	<b>C1484AF</b>	<b>CCT350</b>
121 1.25i 16V (JA,JB)	3/96-8/99	ZF123	1242	DOHC	180x20x17	<b>QKT1483AF</b>	<b>Q10089</b>	<b>C1767AF</b>	<b>CCT383</b>
121 1.25i 16V (JA,JB)	3/96-8/99	ZF123	1242	DOHC	-	-	-	-	<b>CSC011</b> <sup>17</sup>
121 1.25i 16V (JA,JB)	3/96-00	ZF123	1242	DOHC	180x20x17	<b>QKT1887AF</b> <sup>12</sup>	<b>Q10089</b>	<b>C1767AF</b>	-
121 1.25i 16V (JA,JB)	9/99-00	ZF123	1242	DOHC	180x20x17	<b>QKT2156AF</b> <sup>16</sup>	<b>Q10089</b>	<b>C1767AF</b>	<b>CSC011</b>
121 1.3 (DA)	11/87-4/91	B3	1324	OHC	180x19x18	<b>QKT1131AF</b>	<b>Q90545</b>	<b>C1484AF</b>	<b>CCT350</b>
121 1.3i (JA,JB)	3/96-8/99	ZF124	1299	OHV	180x20x17	<b>QKT1483AF</b>	<b>Q10089</b>	<b>C1767AF</b>	<b>CCT383</b>
121 1.3i (JA,JB)	3/96-8/99	ZF124	1299	OHV	-	-	-	-	<b>CSC011</b> <sup>17</sup>
121 1.3i (JA,JB)	3/96-00	ZF124	1299	OHV	180x20x17	<b>QKT1887AF</b> <sup>12</sup>	<b>Q10089</b>	<b>C1767AF</b>	-
121 1.3i (JA,JB)	9/99-00	ZF124	1299	OHV	180x20x17	<b>QKT2156AF</b>	<b>Q10089</b>	<b>C1767AF</b>	<b>CSC011</b>
121 1.3i 16V (DB)	2/91-95	B3	1324	OHC	180x19.1x18	<b>QKT1506AF</b>	<b>Q90545</b>	<b>C1746AF</b>	<b>CCT350</b>
121 1.8 D (JA,JB)	3/96-97	ZF122	1753	OHC	210x20x17	<b>QKT1621AF</b>	-	-	<b>CCT383</b>
121 1.8 D (JA,JB)	3/96-97	ZF122	1753	OHC	-	-	-	-	<b>CSC011</b> <sup>17</sup>
121 1.8 D (JA,JB)	3/96-97	ZF122	1753	OHC	210x20x17	<b>QKT1888AF</b> <sup>12</sup>	-	-	-
323 1.0 (FA4)	1977-78	PC	985	OHC	185x22x20	<b>QKT290AF</b>	<b>Q90059</b>	<b>C879AF</b>	<b>CCT294</b>
323 1.1 (BD)(-ch.826692)	3/81-9/85	E1	1071	OHC	185x22x20	<b>QKT361AF</b>	<b>Q90190</b>	<b>C879AF</b>	<b>CCT294</b>
323 1.1 (BD)(ch.826693-)	3/81-9/85	E1	1071	OHC	185x22x20	<b>QKT362AF</b>	<b>Q90190</b>	<b>C879AF</b>	<b>CCT349</b>
323 1.1 (BF1)(-ch.243811)	9/85-86	E1	1071	OHC	185x22x20	<b>QKT361AF</b>	<b>Q90190</b>	<b>C879AF</b>	<b>CCT294</b>
323 1.1 (BF1)(ch.243812-)	1986-7/87	E1	1071	OHC	185x22x20	<b>QKT362AF</b>	<b>Q90190</b>	<b>C879AF</b>	<b>CCT349</b>
323 1.3 (FA4)	1/77-81	TC	1272	OHC	185x22x20	<b>QKT290AF</b>	<b>Q90059</b>	<b>C879AF</b>	<b>CCT294</b>
323 1.3 (BD)(-ch.949044)	3/81-9/85	E3	1296	OHC	185x22x20	<b>QKT361AF</b>	<b>Q90190</b>	<b>C879AF</b>	<b>CCT294</b>
323 1.3 (BD)(ch.949045-)	3/81-9/85	E3	1296	OHC	185x22x20	<b>QKT362AF</b>	<b>Q90190</b>	<b>C879AF</b>	<b>CCT349</b>
323 1.3 (BF1)(-ch.243811)	9/85-86	E3	1296	OHC	185x22x20	<b>QKT361AF</b>	<b>Q90190</b>	<b>C879AF</b>	<b>CCT294</b>
323 1.3 (BF1)(ch.243812-)	1986-7/87	E3	1296	OHC	185x22x20	<b>QKT362AF</b>	<b>Q90190</b>	<b>C879AF</b>	<b>CCT349</b>
323 1.3 (BF1)	8/87-9/89	B3	1324	OHC	185x22x20	<b>QKT362AF</b>	<b>Q90190</b>	<b>C879AF</b>	<b>CCT349</b>

12 2-in-1 Kit (Cover &amp; Plate) - Kit de 2 pieces (Mécanisme &amp; Disque) - Satz enthält nur Automat und Scheibe

13 Kit only - Vendu seulement en kit - Nur als Satz Verfügbar

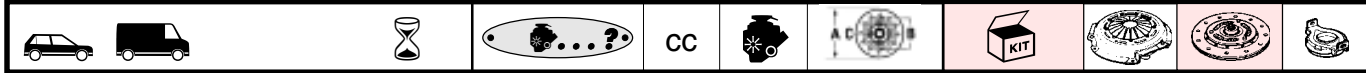
16 Kit including Concentric Slave Cylinder - Kit incluant la butée hydraulique - Satz enthält Hydraulischer Zentralausrücker

17 **CSC011** also requires fitment of replacement hose ref. **BFH5202** or **BFH5203**

4 speed gearbox - Boîte à 4 vitesses - 4-Gang Getriebe

5 speed gearbox - Boîte à 5 vitesses - 5-Gang Getriebe

\* Pull Type - Embrayage Tiré - Kupplung mit gezogener Betätigung



... MAZDA									
323 1.3 16V (BG1)	10/89-5/91	B3	1324	OHC	185x22x20	QKT555AF	Q90190	C879AF	CCT350
323 1.3i 16V (BG1)	5/91-4/95	B3	1324	OHC	185x22x20	QKT555AF	Q90190	C879AF	CCT350
323 1.3i 16V (BA1)	1/97-98	B3	1324	OHC	200x22x20	QKT1660AF	Q90809	C1707AF	CCT350
323 1.3i 16V (BJ1)	10/98-	B3	1324	OHC	200x22x20	QKT1660AF	Q90809	C1707AF	CCT350
323 1.4 (FA4)	1/79-82	UC	1415	OHC	185x22x20	QKT290AF	Q90059	C879AF	CCT294
323 1.5 GT (BD)(-ch.917709)	3/81-9/85	E5	1490	OHC	190x24x22	QKT342AF	Q90117	C1012AF	CCT294
323 1.5 GT (BD)(ch.917710-)	3/81-9/85	E5	1490	OHC	190x24x22	QKT510AF	Q90117	C1012AF	CCT349
323 1.5 (BF1)(-ch.220109)	9/85-86	E5	1490	OHC	190x24x22	QKT342AF	Q90117	C1012AF	CCT294
323 1.5 (BF1)(ch.220110-)	1986-7/87	E5	1490	OHC	190x24x22	QKT510AF	Q90117	C1012AF	CCT349
323 1.5 (BF1)	7/87-10/89	B5	1498	OHC	190x24x22	QKT510AF	Q90117	C1012AF	CCT349
323 1.5i 16V (BA1)	8/94-10/95	Z5	1489	DOHC	200x22x20	QKT1660AF	Q90809	C1707AF	CCT350
323 1.5i 16V (BA1)	1/97-98	Z5	1489	DOHC	200x22x20	QKT1660AF	Q90809	C1707AF	CCT350
323 1.5i 16V (BJ1)	10/98-	Z5,Z6	1498	DOHC	200x22x20	QKT1660AF	Q90809	C1707AF	CCT350
323 1.5 Wagon (BV2)	7/82-5/86	E5	1490	OHC	190x24x22	QKT1659AF	Q90117	C1012AF	CCT318
323 1.5 Wagon (BW1)(-ch.105452)	5/86-12/86	E5	1490	OHC	190x24x22	QKT342AF	Q90117	C1012AF	CCT294
323 1.5 Wagon (BW1)(ch.105453-)	1/87-1/90	E5	1490	OHC	190x24x22	QKT510AF	Q90117	C1012AF	CCT349
323 1.5 Wagon (BW1)	1/90-5/91	B5	1498	OHC	190x24x22	QKT1432AF	Q90117	C1012AF	CCT350
323 1.6i (BF1)(-ch.112245)	11/85-9/89	B6	1597	OHC	190x24x22	QKT342AF	Q90117	C1012AF	CCT294
323 1.6i (BF1)(ch.112246-)	11/85-9/89	B6	1597	OHC	190x24x22	QKT510AF	Q90117	C1012AF	CCT349
323 1.6 16V (BG1)	10/89-5/91	B6	1597	OHC	190x24x22	QKT1432AF	Q90117	C1012AF	CCT350
323 1.6i 16V (BG1)	5/91-6/94	B6	1597	OHC	190x24x22	QKT1432AF	Q90117	C1012AF	CCT350
323 1.6i 16V Turbo 4x4 (BF8)	10/86-10/89	B6T	1597	DOHC	225x24x22	QKT1661AF	Q90253	C1011AF	CCT295
323 1.6i Wagon (BW1)	5/91-6/94	B6	1597	OHC	190x24x22	QKT1432AF	Q90117	C1012AF	CCT350
323 1.8i 16V (BG1)	10/89-6/94	B8	1840	DOHC	215x24.3x22	QKT724AF	Q90649	C1605AF	CCT346
323 1.8i 16V (BJ1)	8/98-	FP	1840	DOHC	200x22x20	-	-	C1707AF	CCT350
323 2.0 TDi (BJ1)	8/98-	RF-T	1998	OHC	-	-	Q90811	-	CCT346
323F 1.3i (BA)	4/95-10/95	B3	1324	OHC	200x22x20	QKT1660AF	Q90809	C1707AF	CCT350
323F 1.5i (BA)	8/94-98	B5	1489	DOHC	200x22x20	QKT1660AF	Q90809	C1707AF	CCT350
323F 1.8i 16V (BA)(-ch.300000)	11/94-7/95	B8	1840	DOHC	225x24x22	QKT1596AF	Q90738	C1710AF	CCT346
323F 1.8i 16V (BA)(ch.300001-)	8/95-98	B8	1840	DOHC	200x22x20	QKT1660AF	Q90809	C1707AF	CCT350
323F 2.0i (BA)	8/94-98	KF	1995	V6	225x24x22	QKT1596AF	Q90738	C1710AF	CCT346
626 1.6 (GB)	4/79-82	NA	1586	OHC	200x24x22	QKT1670AF	Q90810	C821AF	CCT301
626 1.6 (GC1)(-ch.580875)	5/83-10/87	F6	1587	OHC	200x24x22	QKT341AF	Q90206	C1018AF	CCT295
626 1.6 (GC1)(ch.580876-680961)	5/83-10/87	F6	1587	OHC	200x24x22	QKT363AF	Q90206	C1018AF	CCT306
626 1.6 (GC1)(ch.680962-)	5/83-10/87	F6	1587	OHC	200x24x22	QKT750AF	Q90206	C1018AF	CCT346
626 1.8 (GC1)	1982-87	F8	1789	OHC	215x24.5x22	QKT561AF	Q90205	C1117AF	CCT306
626 1.8 (GD1)	10/87-1/90	F8	1789	OHC	215x24.5x22	QKT703AF	Q90205	C1106AF	CCT346
626 1.8 12V (GD1)	1/90-2/92	F8	1789	OHC	215x24.5x22	QKT703AF	Q90205	C1106AF	CCT346
626 1.8i 16V (GE1)	2/92-9/97	FP	1840	DOHC	225x24.5x22	QKT1413AF	Q90728	C1380AF	CCT346
626 1.8i 16V (GF1)	6/97-	FP	1840	DOHC	225x24.5x22	QKT1413AF	Q90728	C1380AF	CCT346
626 2.0 (GB)	1980-82	MA	1970	OHC	215x25x22	QKT1662AF	Q90031	C828AF	CCT295
626 2.0 (GC1)(-ch.655007)	5/83-10/87	FE	1998	OHC	225x24x22	QKT312AF	Q90205	C1011AF	CCT295
626 2.0 (GC1)(ch.655008-787959)	5/83-10/87	FE	1998	OHC	225x24x22	QKT365AF	Q90205	C1011AF	CCT306
626 2.0 (GC1)(ch.787960-)	5/83-10/87	FE	1998	OHC	225x24x22	QKT560AF	Q90205	C1011AF	CCT346
626 2.0 12V (GD1)	10/87-2/92	FE	1998	OHC	225x24x22	QKT560AF	Q90205	C1011AF	CCT346
626 2.0i (GC1)(-ch.787960)	11/85-10/87	FE	1998	OHC	225x24x22	QKT365AF	Q90205	C1011AF	CCT306
626 2.0i (GC1)(ch.787961-)	11/85-10/87	FE	1998	OHC	225x24x22	QKT560AF	Q90205	C1011AF	CCT346
626 2.0i 16V (GD1)	10/87-2/92	FE	1998	DOHC	225x24x22	QKT684AF	Q90253	C1011AF	CCT346
626 2.0i 16V 4WS (GD1)	4/88-90	FE	1998	DOHC	225x24x22	QKT684AF	Q90253	C1011AF	CCT346
626 2.0i 16V (GE1)	2/92-9/97	FS	1991	DOHC	225x24.5x22	QKT1413AF	Q90728	C1380AF	CCT346
626 2.0i 16V (GF1,GW1)	6/97-	FS	1991	DOHC	225x24.5x22	QKT1413AF	Q90728	C1380AF	CCT346
626 2.0 D (GC1)(-ch.503532)	5/83-85	RF	1998	OHC	225x24x22	QKT312AF	Q90205	C1011AF	CCT295
626 2.0 D (GC1)(ch.503533-655451)	5/83-85	RF	1998	OHC	225x24x22	QKT560AF	Q90205	C1011AF	CCT346
626 2.0 D (GC1)(ch.655452-)	1985-9/87	RF	1998	OHC	225x24x22	QKT1661AF	Q90253	C1011AF	CCT295
626 2.0 D (GD1)	6/87-91	RF	1998	OHC	225x24.3x22	QKT3556AF <sup>13</sup>	-	-	-
626 2.0 D-Complex (GE1)	5/94-6/97	RF	1998	OHC	225x24.3x22	QKT1663AF	Q90811	C1816AF	CCT346
626 2.0 TDi (GF1,GW1)	6/98-	RF-T	1998	OHC	-	-	Q90811	-	CCT346
626 2.0 12V Wagon (GV1)	6/88-12/89	FE	1998	OHC	225x24x22	QKT684AF	Q90253	C1011AF	CCT346
626 2.0i 16V Wagon (GV1)	10/88-12/94	FE	1998	OHC	225x24x22	QKT684AF	Q90253	C1011AF	CCT346
626 2.2i 12V 4x4 (GD7)	1/90-2/92	GE	2184	OHC	225x24x22	QKT1664AF	Q90812	C1710AF	CCT346
626 2.2i 12V 4x4 Wagon (GV1)	1/90-1/93	GE	2184	OHC	225x24x22	QKT1664AF	Q90812	C1710AF	CCT346
626 2.5i 24V (GE1)	2/92-95	KL	2497	V6	225x24x22	QKT1437AF	Q90739	C1710AF	CCT346
929 1.8 (LA2)	1973-79	VC	1769	OHC	215x25x22	QKT1662AF	Q90031	C828AF	CCT295
929 2.0 (LA4)	8/79-81	MA	1970	OHC	215x25x22	QKT1662AF	Q90031	C828AF	CCT295
929 2.0 (HV1)	1982-88	MA	1970	OHC	225x24x22	QKT1665AF	Q90813	C1011AF	CCT295
Demio 1.3i 16V (DW19)	6/98-	B3	1323	OHC	190x24x22	QKT1432AF	Q90117	C1012AF	CCT350
Demio 1.5i 16V (DW19)	10/99-	B5E	1498	OHC	190x24x22	QKT1432AF	Q90117	C1012AF	CCT350
MPV 2.0i 16V (W19F)	10/99-	CE	1998	DOHC	-	-	-	-	CCT346
MX3 1.6i 16V (EC1)	4/94-9/96	B6	1598	DOHC	215x24.5x22	QKT1436AF	Q90738	C1709AF	CCT346
MX3 1.6i 16V (EC1)	10/96-98	B6	1598	DOHC	225x24x22	QKT1596AF	Q90738	C1710AF	CCT346
MX3 1.8i 24V (EC1)	9/91-98	K8	1845	V6	215x24.5x22	QKT1436AF	Q90738	C1709AF	CCT346



CC

**M****... MAZDA**

MX5 1.6i 16V (NA1)	1/90-4/98	B6	1597	DOHC	200x24.5x22	QKT1435AF	Q90737	C1708AF	CCT554
MX5 1.6i 16V (NB1)	4/98-	B6	1598	DOHC	200x24.5x22	-	-	C1708AF	CCT554
MX5 1.8i 16V (NA1)	5/94-4/98	B8	1840	DOHC	215x24.3x22	QKT1666AF	Q90814	C1605AF	CCT554
MX5 1.8i 16V (NB1)	4/98-	B8	1840	DOHC	215x24.3x22	QKT1666AF	Q90814	C1605AF	CCT554
MX6 2.5i 24V (GE)	2/92-98	KL	2497	V6	225x24x22	QKT1437AF	Q90739	C1710AF	CCT346
Premacy 1.8i 16V (CP19)	6/99-	FP	1840	DOHC	200x22x20	-	-	C1707AF	CCT350
Premacy 2.0 Di TD (CP19)	8/99-	RF3	1998	OHC	-	-	-	-	CCT346
RX7 2.3 (FB,SA)(-ch.700000)	8/79-84	12A	2292	-	215x25x22	QKT1662AF	Q90031	C828AF	CCT295
RX7 2.3 (FB,SA)(ch.700001-)	1984-85	12A	2292	-	225x24x22	QKT1665AF	Q90813	C1011AF	CCT295
RX7 2.4i (FC1)	1/86-10/89	13B	2354	-	225x24.3x22	QKT1667AF	Q90815	C1817AF	CCT295
RX7 2.4i Turbo (FC1)	7/89-6/92	13B	2354	-	230x26.2x23	QKT1668AF	Q90816	C1850AF	CCT346
RX7 2.6i Turbo (FD1)	6/92-10/95	13B	2616	-	236x26.4x23	QKT1669AF	Q90817	C1819AF	CCT583
Xedos 6 1.6i 16V (CA)(-ch.121357)	10/93-97	B6	1598	DOHC	200x22x20	QKT1434AF	Q90736	C1707AF	CCT350
Xedos 6 1.6i 16V (CA)(ch.121358-)	10/93-97	B6	1598	DOHC	200x22x20	QKT1660AF	Q90809	C1707AF	CCT350
Xedos 6 2.0i 24V (CA)	6/92-99	KF	1995	V6	225x24x22	QKT1437AF	Q90739	C1710AF	CCT346




**MAZDA**

B1800 1.8 (PE2V)(-ch.209441)	1/77-78	VC	1796	OHC	215x25x22	QKT285AF	Q90031	C828AF	CCT112
B1800 1.8 (PE2V)(ch.209442-)	1978-81	VC	1796	OHC	215x25x22	QKT1662AF	Q90031	C828AF	CCT295
B1800 1.8 (UD1)	1982-85	VC	1796	OHC	215x25x22	QKT1662AF	Q90031	C828AF	CCT295
B2000 2.0 (UF1)(-ch.520345)	12/85-89	FE	1998	OHC	225x24x22	QKT312AF	Q90205	C1011AF	CCT295
B2000 2.0 (UF1)(ch.520346-)	1990-96	FE	1998	OHC	225x24.5x22	QKT366AF	Q90205	C1116AF	CCT295
B2200 2.2 D (UF1)	1986-98	R2	2184	OHC	225x24.5x22	QKT366AF	Q90205	C1116AF	CCT295
B2500 2.5 D (UF1,UN1)	4/98-12/98	WL	2499	OHC	240x26.2x23	QKT2010AF	-	-	CCT346
E1600 1.6 (SV1)	1981-84	NA	1586	OHC	200x24x22	QKT1670AF	Q90810	C821AF	CCT301
E2000 2.0 (SR1H)(-ch.600000)	1/84-88	FE	1998	OHC	225x24x22	QKT312AF	Q90205	C1011AF	CCT295
E2000 2.0 (SR1H)(ch.600001-)	1988-7/94	FE	1998	OHC	225x26.2x23	QKT1671AF	Q90205	C1820AF	CCT346
E2000 2.0i (SD1,SR1)	8/94-3/98	FE	1998	OHC	225x26.2x23	QKT1671AF	Q90205	C1820AF	CCT346
E2000 2.0i (SD1,SR1)	4/97-	CE	1998	OHC	225x26.2x23	QKT1671AF	Q90205	C1820AF	CCT346
E2000 2.0i 4x4 (SD1,SR1)	4/97-	CE	1998	OHC	225x24x22	-	-	C1710AF	CCT346
E2200 2.2 D (SR1H)(-ch.600000)	1/84-88	R2	2184	OHC	225x24.3x22	QKT1672AF	Q90205	C1818AF	CCT295
E2200 2.2 D (SR1H)(ch.600001-)	1988-4/97	R2	2184	OHC	225x26.2x23	QKT1671AF	Q90205	C1820AF	CCT346
E2200 2.2 D (SR32)	4/97-	DE	2184	OHC	-	-	Q90205	-	CCT346
E2200 2.2 D 4x4 (SR32)	4/98-	DE	2184	OHC	-	-	Q90205	-	CCT346



**MCW / HOOPER**

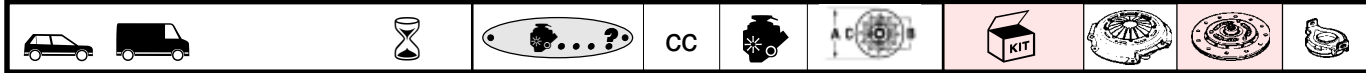
Metrocab 2.5 D	1986-88	-	2496	OHV	241x25.4x23	QKT233AF	Q10053	C873AF	CCT303
Metrocab 2.5 D (MT75 )	10/88-	-	2496	OHV	242x25.4x23	QKT678AF	Q10053	C1177AF	CCT345

**MERCEDES BENZ**

190 2.0 (W201)(-ch.A029019,F000522)	11/82-10/83	102.921	1997	OHC	215x29x10	QKT396AF	Q90230	C1107AF	CCT340
190 2.0 (W201)(ch.A029020-,F000523-)	10/83-93	102.924	1997	OHC	213x29x26	QKT395AF	Q90230	C1134AF	CCT340
190D 2.0 D (W201)(-ch.328435)	11/83-87	601.911	1997	OHC	200x29x26	QKT397AF	Q90234	C1135AF	CCT340
190D 2.0 D (W201)(ch.328436-)	1987-93	601.911	1997	OHC	213x29x26	QKT395AF	Q90230	C1134AF	CCT340
190D 2.5D (W201)(-ch.A521683,F655709)	6/85-87	602.911	2497	OHC	213x29x26	QKT395AF	Q90230	C1134AF	CCT340
190D 2.5D (W201)(ch.A521684-,F655710-)	1987-93	602.911	2497	OHC	228x28.7x26	QKT1304AF <sup>13</sup>	-	-	-
190D 2.5 TD (W201)	7/86-93	602.961	2497	OHC	228x28.7x26	QKT1304AF <sup>13</sup>	-	-	-
190E 1.8i (W201)	4/90-93	102.910	1797	OHC	213x29x26	QKT395AF	Q90230	C1134AF	CCT340
190E 2.0i (W201)(-ch.A028895,F000522)	11/82-10/83	102.961	1997	OHC	215x29x10	QKT396AF	Q90230	C1107AF	CCT340
190E 2.0i (W201)(ch.A028896,F000523-)	10/83-93	102.961/962	1997	OHC	213x29x26	QKT395AF	Q90230	C1134AF	CCT340
190E 2.3i (W201)(-ch.A521683,F655709)	7/86-89	102.985	2299	OHC	228x29x26	QKT398AF	Q90229	C1136AF	CCT340
190E 2.3i (W201)(ch.A521684-,F655710-)	1989-93	102.985	2299	OHC	228x28.7x26	QKT1304AF <sup>13</sup>	-	-	-
190E 2.3i 16V (W201)	10/83-88	102.983	2299	DOHC	228x29x26	QKT398AF	Q90229	C1136AF	CCT340
190E 2.5i 16V (W201)	9/88-93	102.990	2498	DOHC	228x29x26	QKT398AF	Q90229	C1136AF	CCT340
190E 2.6i (W201)(-ch.A508035,F640694)	1/86-89	103.942	2599	OHC	228x29x26	QKT398AF	Q90229	C1136AF	CCT340
190E 2.6i (W201)(ch.A508036,F640695-)	1989-93	103.942	2599	OHC	228x28.7x26	QKT1304AF <sup>13</sup>	-	-	-
200 2.0 (W115)(ch.303315-)	2/75-77	115.926	1988	OHC	215x29x10	QKT399AF	Q90230	C1107AF	CCT327
200 2.0 (W123)	1/76-3/80	115.938	1988	OHC	215x29x10	QKT399AF	Q90230	C1107AF	CCT327
200 2.0 (W123)  (-ch.082390)	3/80-83	102.920	1997	OHC	215x29x10	QKT396AF	Q90230	C1107AF	CCT340
200 2.0 (W123)  (ch.082391-)	1984-3/85	102.920	1997	OHC	213x29x26	QKT395AF	Q90230	C1134AF	CCT340
200 2.0 (W123) 	9/81-12/85	102.939	1997	OHC	215x29x10	QKT396AF	Q90230	C1107AF	CCT340
200 2.0 (W124)	12/84-90	102.922	1997	OHC	213x29x26	QKT395AF	Q90230	C1134AF	CCT340

13 Kit only - Vendu seulement en kit - Nur als Satz Verfügbar

 4 speed gearbox - Boîte à 4 vitesses - 4-Gang Getriebe 5 speed gearbox - Boîte à 5 vitesses - 5-Gang Getriebe



**... MERCEDES BENZ**

200CE 2.0i Coupé (W124)	9/89-93	102.963	1998	DOHC	215x28.7x26	<b>QKT1336AF</b> <sup>13</sup>	-	-	-
200CE 2.0i Coupé (W124) (Dual mass flywheel - Volants à deux masses - Zweimassen-schwungrad)	9/89-93	111.940	1998	DOHC	228x28.7x26	<b>QKT1827AF</b> <sup>13</sup>	-	-	-
200D 2.0 D (W123)	1/76-9/80	615.940	1988	OHC	215x29x10	<b>QKT399AF</b>	<b>Q90230</b>	<b>C1107AF</b>	<b>CCT327</b>
200D 2.0 D (W123) (-ch.A084693)	10/80-3/85	615.940	1997	OHC	215x29x10	<b>QKT396AF</b>	<b>Q90230</b>	<b>C1107AF</b>	<b>CCT340</b>
200D 2.0 D (W123) (ch.A084694-)	10/80-3/85	615.940	1997	OHC	213x29x26	<b>QKT395AF</b>	<b>Q90230</b>	<b>C1134AF</b>	<b>CCT340</b>
200D 2.0 D (W123)	9/81-3/85	615.940	1997	OHC	215x29x10	<b>QKT396AF</b>	<b>Q90230</b>	<b>C1107AF</b>	<b>CCT340</b>
200D 2.0 D (W124)	3/85-93	601.912	1997	OHC	213x29x26	<b>QKT395AF</b>	<b>Q90230</b>	<b>C1134AF</b>	<b>CCT340</b>
200E 2.0i (W124)	12/84-10/92	102.963	1997	OHC	213x29x26	<b>QKT395AF</b>	<b>Q90230</b>	<b>C1134AF</b>	<b>CCT340</b>
200E 2.0i 16V (W124)	10/92-93	111.940	1998	DOHC	215x28.7x26	<b>QKT1336AF</b> <sup>13</sup>	-	-	-
200E 2.0i 16V (W124) (Dual mass flywheel - Volants à deux masses - Zweimassen-schwungrad)	10/92-93	111.940	1998	DOHC	228x28.7x26	<b>QKT1827AF</b> <sup>13</sup>	-	-	-
200GE 2.0i G-Wagen 4x4 (460)	1987-90	102.964	1997	OHC	228x29x10	<b>QKT1822AF</b> <sup>13</sup>	-	-	-
200GE 2.0i G-Wagen 4x4 (463)	1990-8/93	102.965	1997	OHC	228x28.7x26	<b>QKT1304AF</b> <sup>13</sup>	-	-	-
200T 2.0 Kombi (T123) (-ch.F012656)	10/80-83	102.920	1997	OHC	215x29x10	<b>QKT396AF</b>	<b>Q90230</b>	<b>C1107AF</b>	<b>CCT340</b>
200T 2.0 Kombi (T123) (ch.F012657-)	1984-12/85	102.920	1997	OHC	213x29x26	<b>QKT395AF</b>	<b>Q90230</b>	<b>C1134AF</b>	<b>CCT340</b>
200T 2.0 Kombi (T123)	9/81-12/85	102.939	1997	OHC	215x29x10	<b>QKT396AF</b>	<b>Q90230</b>	<b>C1107AF</b>	<b>CCT340</b>
200T 2.0 Kombi (T124)	1986-90	102.922	1997	OHC	213x29x26	<b>QKT395AF</b>	<b>Q90230</b>	<b>C1134AF</b>	<b>CCT340</b>
200TD 2.0 D Kombi (T124)	1986-93	601.912	1997	OHC	213x29x26	<b>QKT395AF</b>	<b>Q90230</b>	<b>C1134AF</b>	<b>CCT340</b>
200TE 2.0i Kombi (T124)	1988-10/92	102.963	1997	OHC	228x29x26	<b>QKT398AF</b>	<b>Q90229</b>	<b>C1136AF</b>	<b>CCT340</b>
200TE 2.0i 16V Kombi (T124)	10/92-93	111.940	1998	DOHC	215x28.7x26	<b>QKT1336AF</b> <sup>13</sup>	-	-	-
200TE 2.0i 16V Kombi (T124)	10/92-93	111.940	1998	DOHC	228x28.7x26	<b>QKT1827AF</b> <sup>13</sup>	-	-	-
220CE 2.2i 16V Coupé, Cabriolet (W124)	10/92-93	111.960	2199	DOHC	228x28.7x26	<b>QKT1304AF</b> <sup>13</sup>	-	-	-
220D 2.2 D (W115)(ch.463500-467453)	1975-76	615.912	2197	OHC	215x29x10	<b>QKT399AF</b>	<b>Q90230</b>	<b>C1107AF</b>	<b>CCT327</b>
220D 2.2 D (W123)(ch.044943-)	1/76-2/79	615.941	2197	OHC	215x29x10	<b>QKT399AF</b>	<b>Q90230</b>	<b>C1107AF</b>	<b>CCT327</b>
220E 2.2i 16V (W124)	10/92-93	111.960	2199	DOHC	228x28.7x26	<b>QKT1304AF</b> <sup>13</sup>	-	-	-
220TE 2.2i 16V Kombi (T124)	10/92-93	111.960	2199	DOHC	228x28.7x26	<b>QKT1304AF</b> <sup>13</sup>	-	-	-
230 2.3 (W115)(ch.077215-087765)	1975-76	115.951	2292	OHC	215x29x10	<b>QKT399AF</b>	<b>Q90230</b>	<b>C1107AF</b>	<b>CCT327</b>
230 2.3 (W123)(-ch.099260)	1/76-8/80	115.954	2307	OHC	215x29x10	-	-	<b>C1107AF</b>	<b>CCT144</b>
230 2.3 (W123)(ch.099261-)	1978-8/80	115.954	2307	OHC	215x29x10	<b>QKT399AF</b>	<b>Q90230</b>	<b>C1107AF</b>	<b>CCT327</b>
230C 2.3 Coupé (C123)(-ch.006386)	3/77-78	115.954	2307	OHC	215x29x10	-	-	<b>C1107AF</b>	<b>CCT144</b>
230C 2.3 Coupé (C123)(ch.006387-)	1978-8/80	115.954	2307	OHC	215x29x10	<b>QKT399AF</b>	<b>Q90230</b>	<b>C1107AF</b>	<b>CCT327</b>
230CE 2.3i Coupé (C123) (-ch.083927)	3/80-82	102.980	2299	OHC	228x29x10	<b>QKT474AF</b>	<b>Q90229</b>	<b>C1137AF</b>	<b>CCT340</b>
230CE 2.3i Coupé (C123) (ch.083928-)	1982-85	102.980	2299	OHC	228x29x26	<b>QKT398AF</b>	<b>Q90229</b>	<b>C1136AF</b>	<b>CCT340</b>
230CE 2.3i Coupé (C123)	9/81-12/85	102.980	2299	OHC	228x29x10	<b>QKT474AF</b>	<b>Q90229</b>	<b>C1137AF</b>	<b>CCT340</b>
230CE 2.3i Coupé (C124)	3/87-8/89	102.982	2299	OHC	228x29x26	<b>QKT398AF</b>	<b>Q90229</b>	<b>C1136AF</b>	<b>CCT340</b>
230CE 2.3i Coupé (C124)	9/89-93	102.982	2299	OHC	228x28.7x26	<b>QKT1304AF</b> <sup>13</sup>	-	-	-
230E 2.3i (W123) (-ch.083927)	3/80-82	102.980	2299	OHC	228x29x10	<b>QKT474AF</b>	<b>Q90229</b>	<b>C1137AF</b>	<b>CCT340</b>
230E 2.3i (W123) (ch.083928-)	1982-3/85	102.980	2299	OHC	228x29x26	<b>QKT398AF</b>	<b>Q90229</b>	<b>C1136AF</b>	<b>CCT340</b>
230E 2.3i (W123)	9/81-3/85	102.980	2299	OHC	228x29x10	<b>QKT474AF</b>	<b>Q90229</b>	<b>C1137AF</b>	<b>CCT340</b>
230E 2.3i (W124)	3/85-8/89	102.982	2299	OHC	228x29x26	<b>QKT398AF</b>	<b>Q90229</b>	<b>C1136AF</b>	<b>CCT340</b>
230E 2.3i (W124)	9/89-10/92	102.982	2299	OHC	228x28.7x26	<b>QKT1827AF</b> <sup>13</sup>	-	-	-
230G 2.3 G-Wagen 4x4 (460)	2/79-90	115.973	2307	OHC	228x29x10	<b>QKT1823AF</b> <sup>13</sup>	-	-	-
230GE 2.3i G-Wagen 4x4 (460) (717 )	6/82-90	102.998	2299	OHC	228x29x10	<b>QKT1822AF</b> <sup>13</sup>	-	-	-
230GE 2.3i G-Wagen 4x4 (460,461) (711 )	6/82-8/93	102.998	2299	OHC	228x29x10	<b>QKT1823AF</b> <sup>13</sup>	-	-	-
230GE 2.3i G-Wagen 4x4 (463)	1990-8/93	102.989	2299	OHC	228x28.7x26	<b>QKT1304AF</b> <sup>13</sup>	-	-	-
230T 2.3 Kombi (T123)(-ch.000287)	1978-8/80	115.954	2307	OHC	215x29x10	-	-	<b>C1107AF</b>	<b>CCT144</b>
230T 2.3 Kombi (T123)(ch.00288-)	1978-8/80	115.954	2307	OHC	215x29x10	<b>QKT399AF</b>	<b>Q90230</b>	<b>C1107AF</b>	<b>CCT327</b>
230TE 2.3i Kombi (T123) (-ch.F012682)	3/80-82	102.980	2299	OHC	228x29x10	<b>QKT474AF</b>	<b>Q90229</b>	<b>C1137AF</b>	<b>CCT340</b>
230TE 2.3i Kombi (T123) (ch.F012683-)	1982-12/85	102.980	2299	OHC	228x29x26	<b>QKT398AF</b>	<b>Q90229</b>	<b>C1136AF</b>	<b>CCT340</b>
230TE 2.3i Kombi (T123)	9/81-86	102.980	2299	OHC	228x29x10	<b>QKT474AF</b>	<b>Q90229</b>	<b>C1137AF</b>	<b>CCT340</b>
230TE 2.3i Kombi (T124)	1986-8/89	102.982	2299	OHC	228x29x26	<b>QKT398AF</b>	<b>Q90229</b>	<b>C1136AF</b>	<b>CCT340</b>
230TE 2.3i Kombi (T124)	9/89-10/92	102.982	2299	OHC	228x28.7x26	<b>QKT1827AF</b> <sup>13</sup>	-	-	-
240D 2.4 D (W115)(ch.118545-)	1975-76	616.916	2399	OHC	215x29x10	<b>QKT399AF</b>	<b>Q90230</b>	<b>C1107AF</b>	<b>CCT327</b>
240D 2.4 D (W123) (-ch.079818)	2/76-78	616.912	2399	OHC	215x29x10	-	-	<b>C1107AF</b>	<b>CCT144</b>
240D 2.4 D (W123) (ch.079819-)	1978-9/80	616.912	2399	OHC	215x29x10	<b>QKT399AF</b>	<b>Q90230</b>	<b>C1107AF</b>	<b>CCT327</b>

13 Kit only - Vendu seulement en kit - Nur als Satz Verfügbar  
 4 speed gearbox - Boîte à 4 vitesses - 4-Gang Getriebe  
 5 speed gearbox - Boîte à 5 vitesses - 5-Gang Getriebe




CC

**M**

## ... MERCEDES BENZ

240D 2.4 D (W123)	10/80-12/83	616.912	2399	OHC	215x29x10	<b>QKT396AF</b>	<b>Q90230</b>	<b>C1107AF</b>	<b>CCT340</b>
(-ch.A084170)									
240D 2.4 D (W123)	1/84-3/85	616.912	2399	OHC	213x29x26	<b>QKT395AF</b>	<b>Q90230</b>	<b>C1134AF</b>	<b>CCT340</b>
(ch.A084171-)									
240D 2.4 D (W123)	9/81-3/85	616.912	2399	OHC	215x29x10	<b>QKT396AF</b>	<b>Q90230</b>	<b>C1107AF</b>	<b>CCT340</b>
240GD 2.4 G-Wagen 4x4 (460)	2/79-90	616.936	2399	OHC	228x29x10	<b>QKT1823AF<sup>13</sup></b>	-	-	-
240TD 2.4 D Kombi (T123)	8/78-9/80	616.912	2399	OHC	215x29x10	-	-	<b>C1107AF</b>	<b>CCT144</b>
(-ch.000386)									
240TD 2.4 D Kombi (T123)	8/78-9/80	616.912	2399	OHC	215x29x10	<b>QKT399AF</b>	<b>Q90230</b>	<b>C1107AF</b>	<b>CCT327</b>
(ch.000387-)									
240TD 2.4 D Kombi (T123)	10/80-85	616.912	2399	OHC	215x29x10	<b>QKT396AF</b>	<b>Q90230</b>	<b>C1107AF</b>	<b>CCT340</b>
(-ch.F012679)									
240TD 2.4 D Kombi (T123)	10/80-85	616.912	2399	OHC	213x29x26	<b>QKT395AF</b>	<b>Q90230</b>	<b>C1134AF</b>	<b>CCT340</b>
(ch.F012680-)									
240TD 2.4 D Kombi (T123)	9/81-85	616.912	2399	OHC	215x29x10	<b>QKT396AF</b>	<b>Q90230</b>	<b>C1107AF</b>	<b>CCT340</b>
250 2.5 (W114)	1/68-76	-	2496	OHC	228x29x10	<b>QKT475AF</b>	<b>Q90228</b>	<b>C1137AF</b>	<b>CCT144</b>
250 2.5 (W123)	(-ch.050399)	123.920	2525	OHC	228x29x10	<b>QKT475AF</b>	<b>Q90228</b>	<b>C1137AF</b>	<b>CCT144</b>
250 2.5 (W123)	(ch.050400-)	123.921	2525	OHC	228x29x10	<b>QKT476AF</b>	<b>Q90229</b>	<b>C1137AF</b>	<b>CCT327</b>
250 2.5 (W123)	1981-85	123.921	2525	OHC	228x29x10	<b>QKT474AF</b>	<b>Q90229</b>	<b>C1137AF</b>	<b>CCT340</b>
250D 2.5 D (W124)	3/85-8/89	602.912	2497	OHC	213x29x26	<b>QKT395AF</b>	<b>Q90230</b>	<b>C1134AF</b>	<b>CCT340</b>
250D 2.5 D (W124)	9/89-7/93	602.912	2497	OHC	228x28.7x26	<b>QKT1304AF<sup>13</sup></b>	-	-	-
250D 2.5 D Turbo (W124)	9/88-7/93	602.962	2497	OHC	228x28.7x26	<b>QKT1304AF<sup>13</sup></b>	-	-	-
250GD 2.5 G-Wagen 4x4 (460)	1988-90	602.930	2497	OHC	228x29x26	<b>QKT398AF</b>	<b>Q90229</b>	<b>C1136AF</b>	<b>CCT340</b>
250GD 2.5 G-Wagen 4x4 (461)	1990-8/93	602.931	2497	OHC	-	-	-	-	-
250GD 2.5 G-Wagen 4x4 (463)	1990-8/93	602.931	2497	OHC	228x28.7x26	<b>QKT1304AF<sup>13</sup></b>	-	-	-
250T 2.5 Kombi (T123)	2/78-8/79	123.920	2525	OHC	228x29x10	<b>QKT475AF</b>	<b>Q90228</b>	<b>C1137AF</b>	<b>CCT144</b>
(-ch.000184)									
250T 2.5 Kombi (T123)	8/79-86	123.921	2525	OHC	228x29x10	<b>QKT476AF</b>	<b>Q90229</b>	<b>C1137AF</b>	<b>CCT327</b>
(ch.000185-)									
250T 2.5 Kombi (T123)	9/81-86	123.921	2525	OHC	228x29x10	<b>QKT474AF</b>	<b>Q90229</b>	<b>C1137AF</b>	<b>CCT340</b>
250TD 2.5 D Kombi (T124)	1986-8/89	602.912	2497	OHC	213x29x26	<b>QKT395AF</b>	<b>Q90230</b>	<b>C1134AF</b>	<b>CCT340</b>
250TD 2.5 D Kombi (T124)	9/89-7/93	602.912	2497	OHC	228x28.7x26	<b>QKT1304AF<sup>13</sup></b>	-	-	-
250TD 2.5 TD Kombi (T124)	9/89-7/93	602.962	2497	OHC	228x28.7x26	<b>QKT1304AF<sup>13</sup></b>	-	-	-
260E 2.6i (W124)	9/85-8/89	103.940	2599	OHC	228x29x26	<b>QKT398AF</b>	<b>Q90229</b>	<b>C1136AF</b>	<b>CCT340</b>
260E 2.6i (W124)	9/89-9/92	103.940	2599	OHC	228x28.7x26	<b>QKT1304AF<sup>13</sup></b>	-	-	-
260E 2.6i 4-Matic (W124)	9/89-9/92	103.940	2599	OHC	228x28.7x26	<b>QKT1304AF<sup>13</sup></b>	-	-	-
260SE 2.6i (W126)	9/85-8/91	103.941	2599	OHC	228x29x26	<b>QKT398AF</b>	<b>Q90229</b>	<b>C1136AF</b>	<b>CCT340</b>
280 2.8 (W123)(-ch.023149)	1/76-8/81	110.923	2746	DOHC	228x29x10	<b>QKT475AF</b>	<b>Q90228</b>	<b>C1137AF</b>	<b>CCT144</b>
280 2.8 (W123)(ch.023150-)	1/76-8/81	110.923	2746	DOHC	228x29x10	<b>QKT476AF</b>	<b>Q90229</b>	<b>C1137AF</b>	<b>CCT327</b>
280C 2.8 Coupé (C123)(-ch.002202)	3/77-12/85	110.923	2746	DOHC	228x29x10	<b>QKT475AF</b>	<b>Q90228</b>	<b>C1137AF</b>	<b>CCT144</b>
280C 2.8 Coupé (C123)(ch.002203-)	3/77-12/85	110.923	2746	DOHC	228x29x10	<b>QKT476AF</b>	<b>Q90229</b>	<b>C1137AF</b>	<b>CCT327</b>
280CE 2.8i Coupé (C123)	3/77-12/85	110.984	2746	DOHC	228x29x10	<b>QKT475AF</b>	<b>Q90228</b>	<b>C1137AF</b>	<b>CCT144</b>
(-ch.009835)									
280CE 2.8i Coupé (C123)	3/77-12/85	110.984	2746	DOHC	228x29x10	<b>QKT476AF</b>	<b>Q90229</b>	<b>C1137AF</b>	<b>CCT327</b>
(ch.009836-)									
280CE 2.8i Coupé (C123)	9/81-12/85	110.988	2746	DOHC	228x29x10	<b>QKT474AF</b>	<b>Q90229</b>	<b>C1137AF</b>	<b>CCT340</b>
280E 2.8i (W114)	1972-76	110.921	2746	DOHC	228x29x10	<b>QKT475AF</b>	<b>Q90228</b>	<b>C1137AF</b>	<b>CCT144</b>
280E 2.8i (W123)	(-ch.042203)	110.984	2746	DOHC	228x29x10	<b>QKT475AF</b>	<b>Q90228</b>	<b>C1137AF</b>	<b>CCT144</b>
280E 2.8i (W123)	(ch.042204-)	110.984	2746	DOHC	228x29x10	<b>QKT476AF</b>	<b>Q90229</b>	<b>C1137AF</b>	<b>CCT327</b>
280E 2.8i (W123)	9/81-3/85	110.988	2746	DOHC	228x29x10	<b>QKT474AF</b>	<b>Q90229</b>	<b>C1137AF</b>	<b>CCT340</b>
280E 2.8i 24V (W124)	10/92-93	104.942	2799	DOHC	240x28.7x26	<b>QKT1351AF<sup>13</sup></b>	-	-	-
280GE 2.8i G-Wagen (460)(711 )	2/79-90	110.994	2746	DOHC	240x29x10	<b>QKT1841AF<sup>13</sup></b>	-	-	-
280GE 2.8i G-Wagen (460)(717 )	2/79-90	110.994	2746	DOHC	240x29x10	<b>QKT1324AF<sup>13</sup></b>	-	-	-
280S 2.8 (W108)(ch.027623-)	1968-72	M110	2746	DOHC	228x29x10	<b>QKT475AF</b>	<b>Q90228</b>	<b>C1137AF</b>	<b>CCT144</b>
280S 2.8 (W116)(-ch.104064)	8/72-78	110.922	2746	DOHC	228x29x10	<b>QKT475AF</b>	<b>Q90228</b>	<b>C1137AF</b>	<b>CCT144</b>
280S 2.8 (W116)(ch.104065-)	1978-4/80	110.922	2746	DOHC	228x29x10	<b>QKT476AF</b>	<b>Q90229</b>	<b>C1137AF</b>	<b>CCT327</b>
280S 2.8 (W126)	9/79-8/85	110.924	2746	DOHC	228x29x10	<b>QKT476AF</b>	<b>Q90229</b>	<b>C1137AF</b>	<b>CCT327</b>
280S 2.8 (W126)	9/81-8/85	110.926	2746	DOHC	228x29x10	<b>QKT474AF</b>	<b>Q90229</b>	<b>C1137AF</b>	<b>CCT340</b>
280SE 2.8i (W108)(ch.028986-)	1968-72	M110	2746	DOHC	228x29x10	<b>QKT475AF</b>	<b>Q90228</b>	<b>C1137AF</b>	<b>CCT144</b>
280SE 2.8i (W116)(-ch.117768)	8/72-78	110.983	2746	DOHC	228x29x10	<b>QKT475AF</b>	<b>Q90228</b>	<b>C1137AF</b>	<b>CCT144</b>
280SE 2.8i (W116)(ch.117769-)	1978-80	110.985	2746	DOHC	228x29x10	<b>QKT476AF</b>	<b>Q90229</b>	<b>C1137AF</b>	<b>CCT327</b>
280SE 2.8i (W126)	9/79-8/85	110.987	2746	DOHC	228x29x10	<b>QKT476AF</b>	<b>Q90229</b>	<b>C1137AF</b>	<b>CCT327</b>
280SE 2.8i (W126)	9/79-8/85	110.989	2746	DOHC	228x29x10	<b>QKT474AF</b>	<b>Q90229</b>	<b>C1137AF</b>	<b>CCT340</b>
280SEL 2.8i (W116)	8/72-80	110.983	2746	DOHC	228x29x10	<b>QKT475AF</b>	<b>Q90228</b>	<b>C1137AF</b>	<b>CCT144</b>
(ch.029326-117768)									
280SEL 2.8i (W116)	8/72-80	110.985	2746	DOHC	228x29x10	<b>QKT476AF</b>	<b>Q90229</b>	<b>C1137AF</b>	<b>CCT327</b>
(ch.117769-)									
280SEL 2.8i (W126)	5/80-8/85	110.987	2746	DOHC	228x29x10	<b>QKT476AF</b>	<b>Q90229</b>	<b>C1137AF</b>	<b>CCT327</b>
280SEL 2.8i (W126)	9/81-8/85	110.989	2746	DOHC	228x29x10	<b>QKT474AF</b>	<b>Q90229</b>	<b>C1137AF</b>	<b>CCT340</b>

13 Kit only - Vendu seulement en kit - Nur als Satz Verfügbar  
 4 speed gearbox - Boîte à 4 vitesses - 4-Gang Getriebe  
 5 speed gearbox - Boîte à 5 vitesses - 5-Gang Getriebe



# M

... MERCEDES BENZ

280SL 2.8i (R107)(-ch.004425)	1974-9/85	110.982	2746	DOHC	228x29x10	QKT475AF	Q90228	C1137AF	CCT144
280SL 2.8i (R107)(ch.004426-011568)	1974-9/85	110.982	2746	DOHC	228x29x10	QKT476AF	Q90229	C1137AF	CCT327
280SL 2.8i (R107)(ch.011569-)	1974-9/85	110.982	2746	DOHC	228x29x10	QKT474AF	Q90229	C1137AF	CCT340
280SLC 2.8i Coupé (C107)(-ch.005461)	1974-85	110.982	2746	DOHC	228x29x10	QKT475AF	Q90228	C1137AF	CCT144
280SLC 2.8i Coupé (C107)(ch.005462-)	1974-85	110.982	2746	DOHC	228x29x10	QKT476AF	Q90229	C1137AF	CCT327
280TE 2.8i Kombi (T123)	2/78-12/85	110.984	2746	DOHC	228x29x10	QKT475AF	Q90228	C1137AF	CCT144
(-ch.000118)									
280TE 2.8i Kombi (T123)	2/78-12/85	110.984	2746	DOHC	228x29x10	QKT476AF	Q90229	C1137AF	CCT327
(ch.000119-)									
280TE 2.8i Kombi (T123)	9/81-12/85	110.988	2746	DOHC	228x29x10	QKT474AF	Q90229	C1137AF	CCT340
280TE 2.8i 24V Kombi (T124)	10/92-93	104.942	2799	DOHC	240x28.7x26	QKT1351AF <sup>13</sup>	-	-	-
300CE 3.0i Coupé (C124)	3/87-9/89	103.983	2962	OHC	240x29x26	QKT688AF	Q90250	C1138AF	CCT340
300CE 3.0i Coupé (C124)	9/89-93	103.983	2962	OHC	240x28.7x26	QKT1351AF <sup>13</sup>	-	-	-
300CE 3.0i 24V Coupé (C124)	9/89-93	104.980	2962	DOHC	240x28.7x26	QKT1317AF <sup>13</sup>	-	-	-
300D 3.0 D (W123)	2/76-78	617.912	2998	OHC	215x29x10	-	-	C1107AF	CCT144
(-ch.100283)									
300D 3.0 D (W123)	1978-3/85	617.912	2998	OHC	215x29x10	QKT399AF	Q90230	C1107AF	CCT327
(ch.100284-)									
300D 3.0 D (W123)	9/81-3/85	617.912	2998	OHC	215x29x10	QKT396AF	Q90230	C1107AF	CCT340
300D 3.0 D (W124)	12/84-8/89	603.912	2996	OHC	228x29x26	QKT398AF	Q90229	C1136AF	CCT340
300D 3.0 D (W124)	9/89-7/93	603.912	2996	OHC	228x28.7x26	QKT1304AF <sup>13</sup>	-	-	-
300D 3.0 D 4-Matic (W124)	1986-7/93	603.913	2996	OHC	228x28.7x26	QKT1304AF <sup>13</sup>	-	-	-
300E 3.0i (W124)	12/84-8/89	103.983	2962	OHC	240x29x26	QKT688AF	Q90250	C1138AF	CCT340
300E 3.0i (W124)	9/89-9/92	103.980	2962	OHC	240x28.7x26	QKT1351AF <sup>13</sup>	-	-	-
300E 3.0i 24V (W124)	1989-9/92	104.980	2962	DOHC	240x28.7x26	QKT1317AF <sup>13</sup>	-	-	-
300E 3.0i 4-Matic (W124)	1986-8/89	103.985	2962	OHC	240x29x26	QKT688AF	Q90250	C1138AF	CCT340
300E 3.0i 4-Matic (W124)	9/89-9/92	103.985	2962	OHC	240x28.7x26	QKT1351AF <sup>13</sup>	-	-	-
300GD 3.0 D G-Wagen 4x4 (460) (711 )	2/79-90	617.931	2998	OHC	228x29x10	QKT1823AF <sup>13</sup>	-	-	-
300GD 3.0 D G-Wagen 4x4 (460) (717 )	2/79-90	617.931	2998	OHC	228x29x10	QKT1822AF <sup>13</sup>	-	-	-
300GD 3.0 D G-Wagen 4x4 (463)	1990-8/93	603.931	2996	OHC	228x28.7x26	QKT1304AF <sup>13</sup>	-	-	-
300GE 3.0i G-Wagen 4x4 (463)	1990-8/93	103.987	2962	OHC	240x28.7x26	QKT1351AF <sup>13</sup>	-	-	-
300SE 2.8i 24V (W140)	3/93-6/93	104.944	2799	DOHC	240x28.7x26	QKT1351AF <sup>13</sup>	-	-	-
300SE 3.0i (W126)	9/85-8/91	103.981	2962	OHC	240x29x26	QKT688AF	Q90250	C1138AF	CCT340
300SE 3.2i 24V (W140)	3/91-6/93	104.990	3199	DOHC	240x28.7x26	QKT1317AF <sup>13</sup>	-	-	-
300SEL 3.0i (W126)	9/85-8/91	103.981	2962	OHC	240x29x26	QKT688AF	Q90250	C1138AF	CCT340
300SEL 3.2i 24V (W140)	3/91-6/93	104.990	3199	DOHC	240x28.7x26	QKT1317AF <sup>13</sup>	-	-	-
300SL 3.0i (R107)	9/85-8/89	103.982	2962	OHC	240x29x26	QKT688AF	Q90250	C1138AF	CCT340
300SL 3.0i (R129)	3/89-93	103.984	2962	OHC	240x28.7x26	QKT1317AF <sup>13</sup>	-	-	-
300SL 3.0i 24V (R129)	3/89-93	104.981	2962	DOHC	240x28.7x26	QKT1317AF <sup>13</sup>	-	-	-
300TD 3.0 D Kombi (T123)	1978-85	617.912	2998	OHC	215x29x10	QKT399AF	Q90230	C1107AF	CCT327
(ch.000247-)									
300TD 3.0 D Kombi (T123)	9/81-12/85	617.912	2998	OHC	215x29x10	QKT396AF	Q90230	C1107AF	CCT340
300TD 3.0 D Kombi (T124)	1986-8/89	603.912	2996	OHC	228x29x26	QKT398AF	Q90229	C1136AF	CCT340
300TD 3.0 D Kombi (T124)	9/89-7/93	603.912	2996	OHC	228x28.7x26	QKT1304AF <sup>13</sup>	-	-	-
300TE 3.0i Kombi (T124)	1986-8/89	103.983	2962	OHC	240x29x26	QKT688AF	Q90250	C1138AF	CCT340
300TE 3.0i Kombi (T124)	9/89-7/93	103.983	2962	OHC	240x28.7x26	QKT1351AF <sup>13</sup>	-	-	-
300TE 3.0i Kombi 4-Matic (T124)	9/89-7/93	103.985	2962	OHC	240x28.7x26	QKT1351AF <sup>13</sup>	-	-	-
300TE 3.0i 24V Kombi (T124)	9/89-9/92	104.980	2962	DOHC	240x28.7x26	QKT1317AF <sup>13</sup>	-	-	-
A140 1.4i (W168)	1997-	166.940	1397	OHC	215x20.4x20	QKT1926AF <sup>12</sup>	-	-	-
A140 1.4i (W168)	1997-	166.940	1397	OHC	215x20.4x24	QKT2170AF <sup>16</sup>	-	-	CSC009
A160 1.6i (W168)	1997-	166.960	1598	OHC	215x20.4x20	QKT1926AF <sup>12</sup>	-	-	-
A160 1.6i (W168)	1997-	166.960	1598	OHC	215x20.4x24	QKT2170AF <sup>16</sup>	-	-	CSC009
C180 1.8i 16V ( -717.416 6410204 / 717.418 6411804)	1993-	111.920	1797	DOHC	215x28.7x26	QKT1296AF <sup>13</sup>	-	-	-
C180 1.8i 16V ( 717.416 6410205 / 717.418 6411805-)	1993-	111.920	1797	DOHC	215x28.7x26	QKT1299AF <sup>13</sup>	-	-	-
C180 1.8i 16V (+AC)(-027960)	1993-	111.920	1797	DOHC	228x28.7x26	QKT1304AF <sup>13</sup>	-	-	-
C180 1.8i 16V (+AC) (027961-154485)	1993-	111.920	1797	DOHC	220x28.9x26	QKT1300AF <sup>13</sup>	-	-	-
C180 1.8i 16V (+AC)(154486-)	1993-	111.920	1797	DOHC	215x28.7x26	QKT1902AF <sup>13</sup>	-	-	-
C200 2.0i 16V	1994-	111.941	1998	DOHC	215x28.7x26	QKT1299AF <sup>13</sup>	-	-	-
C200 2.0i 16V (+AC)(-022584)	1994-	111.941	1998	DOHC	220x28.9x26	QKT1300AF <sup>13</sup>	-	-	-
C200 2.0i 16V (+AC)(022585-)	1994-	111.941	1998	DOHC	215x28.7x26	QKT1902AF <sup>13</sup>	-	-	-
C200 2.0i 16V Kompressor	9/95-	111.943	1998	DOHC	240x28.7x26	QKT1903AF <sup>13</sup>	-	-	-

12 2-in-1 Kit (Cover & Plate) - Kit de 2 pieces (Mécanisme & Disque) - Satz enthält nur Automat und Scheibe

13 Kit only - Vendu seulement en kit - Nur als Satz Verfügbar

16 Kit including Concentric Slave Cylinder - Kit incluant la butée hydraulique - Satz enthält Hydraulischer Zentralsrücken

Gearbox - Boîte de vitesse - Getriebe  
 4 speed gearbox - Boîte à 4 vitesses - 4-Gang Getriebe  
 5 speed gearbox - Boîte à 5 vitesses - 5-Gang Getriebe



CC

**M****... MERCEDES BENZ**

C200 D 2.0 D ( -717.416 6410204 / 717.418 6411804)	6/93-	601.913	1997	OHC	215x28.7x26	<b>QKT1870AF<sup>13</sup></b>	-	-	-
C200 D 2.0 D ( 717.416 6410205 / 717.418 6411805-)	6/93-	601.913	1997	OHC	215x28.7x26	<b>QKT1301AF<sup>13</sup></b>	-	-	-
C220 2.2i 16V (● -005796)	6/93-97	111.961	2199	DOHC	228x28.7x26	<b>QKT1304AF<sup>13</sup></b>	-	-	-
C220 2.2i 16V (● 005797-021704)	6/93-97	111.961	2199	DOHC	228x28.7x26	<b>QKT1316AF<sup>13</sup></b>	-	-	-
C220 2.2i 16V (● 021705-)	6/93-97	111.961	2199	DOHC	228x28.9x26	<b>QKT1897AF<sup>13</sup></b>	-	-	-
C220D 2.2 D ( -717.416 6410204 / 717.418 6411804)	6/93-98	604.910	2155	DOHC	215x28.7x26	<b>QKT1870AF<sup>13</sup></b>	-	-	-
C220D 2.2 D ( 717.416 6410205 / 717.418 6411805-)	6/93-98	604.910	2155	DOHC	215x28.7x26	<b>QKT1301AF<sup>13</sup></b>	-	-	-
C220CDi 2.2 16V TD	4/97-	611.960	2151	DOHC	240x29x26	<b>QKT2035AF<sup>13</sup></b>	-	-	-
C230 2.3i 16V	6/96-	111.974	2295	DOHC	228x28.9x26	<b>QKT1897AF<sup>13</sup></b>	-	-	-
C230K 2.3i 16V Kompressor	10/95-	111.975	2295	DOHC	240x28.7x26	<b>QKT1903AF<sup>13</sup></b>	-	-	-
C240 2.4i V6	1/97-	112.910	2397	V6	228x28.9x26	<b>QKT1897AF</b>	-	-	-
C250D 2.5 D (● -006238)	6/93-97	605.910	2497	DOHC	228x28.7x26	<b>QKT1304AF<sup>13</sup></b>	-	-	-
C250D 2.5 D (● 006239-026506)	6/93-97	605.910	2497	DOHC	220x28.9x26	<b>QKT1300AF<sup>13</sup></b>	-	-	-
C250D 2.5 D (● 026507-)	6/93-97	605.910	2497	DOHC	215x28.7x26	<b>QKT1902AF<sup>13</sup></b>	-	-	-
C250TD 2.5 TD	10/95-	605.960	2497	DOHC	240x28.7x26	<b>QKT1903AF<sup>13</sup></b>	-	-	-
C280 2.8i 24V (-eng.005704)	6/93-97	104.941	2799	DOHC	240x28.7x26	<b>QKT1351AF<sup>13</sup></b>	-	-	-
C280 2.8i 24V (eng.005705-)	6/93-97	104.941	2799	DOHC	240x28.7x26	<b>QKT1903AF<sup>13</sup></b>	-	-	-
C280 2.8i V6	5/97-	112.920	2799	V6	240x28.7x26	<b>QKT1903AF<sup>13</sup></b>	-	-	-
CLK 200 2.0i 16V	6/97-	111.945	1998	DOHC	215x28.7x26	<b>QKT1299AF<sup>13</sup></b>	-	-	-
CLK 200 2.0i 16V ( -717.4186411804)	6/97-	111.945	1998	DOHC	215x28.9x26	<b>QKT2208AF<sup>13</sup></b>	-	-	-
(dual mass flywheel - Volants à deux masses - Zweimassen-schwungrad)									
CLK 200 2.0i 16V ( 717.4186411805-)	6/97-	111.945	1998	DOHC	215x28.7x26	<b>QKT2071AF<sup>13</sup></b>	-	-	-
(dual mass flywheel - Volants à deux masses - Zweimassen-schwungrad)									
CLK 200K 2.0i 16V Kompressor	6/97-	111.943	1998	DOHC	240x28.7x26	<b>QKT1903AF<sup>13</sup></b>	-	-	-
CLK 230K 2.3i 16V Kompressor	6/97-	111.975	2295	DOHC	240x28.7x26	<b>QKT1903AF<sup>13</sup></b>	-	-	-
E200 2.0i 16V (W124)(● -031301)	1993-96	111.940	1998	DOHC	215x28.7x26	<b>QKT1336AF<sup>13</sup></b>	-	-	-
E200 2.0i 16V (W124)(● 031302-)	1993-96	111.940	1998	DOHC	215x28.7x26	<b>QKT1299AF<sup>13</sup></b>	-	-	-
E200 2.0i 16V (W124)(+AC)(● -034533)	6/93-96	111.940	1998	DOHC	228x28.7x26	<b>QKT1304AF<sup>13</sup></b>	-	-	-
E200 2.0i 16V (W124)(+AC) (● 034534-064330)	1993-96	111.940	1998	DOHC	220x28.9x26	<b>QKT1300AF<sup>13</sup></b>	-	-	-
E200 2.0i 16V (W124)(+AC)(● 064331-)	1993-96	111.940	1998	DOHC	-	-	-	-	-
E200 2.0i 16V (W210)	6/95-	111.942	1998	DOHC	215x28.7x26	<b>QKT1299AF<sup>13</sup></b>	-	-	-
E200 2.0i 16V (W210) (dual mass flywheel - Volants à deux masses - Zweimassen-schwungrad)	6/95-	111.942	1998	DOHC	215x28.7x26	<b>QKT1902AF<sup>13</sup></b>	-	-	-
E200 2.0i 16V Kompressor (W210)	4/97-	111.947	1997	DOHC	215x28.7x26	<b>QKT1299AF<sup>13</sup></b>	-	-	-
E200 2.0i 16V Kompressor (W210) (dual mass flywheel - Volants à deux masses - Zweimassen-schwungrad)	4/97-	111.947	1997	DOHC	215x28.7x26	<b>QKT1902AF<sup>13</sup></b>	-	-	-
E200D 2.0 D (W124)(● -203702)	6/93-95	601.912	1997	OHC	213x29x26	<b>QKT395AF</b>	<b>Q90230</b>	<b>C1134AF</b>	<b>CCT340</b>
E200D 2.0 D (W124)(● 203703-)	6/93-95	601.912	1997	OHC	215x28.7x26	<b>QKT1301AF<sup>13</sup></b>	-	-	-
E200D 2.0 D (W210)	6/95-	604.917	1998	DOHC	215x28.7x26	<b>QKT1301AF<sup>13</sup></b>	-	-	-
E220 2.2i 16V (W124)(● -021744)	6/93-96	111.960	2199	DOHC	228x28.7x26	<b>QKT1304AF<sup>13</sup></b>	-	-	-
E220 2.2i 16V (W124) (● 021745-038229)	6/93-96	111.960	2199	DOHC	228x28.7x26	<b>QKT1316AF<sup>13</sup></b>	-	-	-
E220 2.2i 16V (W124)(● 038230-)	6/93-96	111.960	2199	DOHC	228x28.9x26	<b>QKT1897AF<sup>13</sup></b>	-	-	-
E220D 2.2 D (W210)	6/95-98	604.912	2155	DOHC	215x28.7x26	<b>QKT1301AF<sup>13</sup></b>	-	-	-
E230 2.3i 16V (W210)	6/95-97	111.970	2295	DOHC	228x28.9x26	<b>QKT1897AF<sup>13</sup></b>	-	-	-
E240 2.4i 18V (W210)	6/97-	112.911	2379	V6	228x28.9x26	<b>QKT1897AF<sup>13</sup></b>	-	-	-
E250D 2.5 D (W124)(● -009024)	6/93-96	605.911	2497	DOHC	228x28.7x26	<b>QKT1304AF<sup>13</sup></b>	-	-	-
E250D 2.5 D (W124) (● 009025-033629)	6/93-96	605.911	2497	DOHC	220x28.9x26	<b>QKT1300AF<sup>13</sup></b>	-	-	-
E250D 2.5 D (W124)(● 033630-)	6/93-96	605.911	2497	DOHC	215x28.7x26	<b>QKT1902AF<sup>13</sup></b>	-	-	-
E250D 2.5 D 20V (W210)	6/95-	605.912	2497	DOHC	215x28.7x26	<b>QKT1902AF<sup>13</sup></b>	-	-	-
E250TD 2.5 TD (W124)(● -030711)	6/93-96	602.962	2497	DOHC	228x28.7x26	<b>QKT1304AF<sup>13</sup></b>	-	-	-
E250TD 2.5 TD (W124)(● 030712-)	6/93-96	602.962	2497	DOHC	228x28.7x26	<b>QKT1316AF<sup>13</sup></b>	-	-	-
E250TD 2.5 TD (W210)	6/95-99	605.962	2497	DOHC	215x28.7x26	<b>QKT1902AF<sup>13</sup></b>	-	-	-
E280 2.8i 24V (W124)	6/93-96	104.942	2799	DOHC	240x28.7x26	<b>QKT1351AF<sup>13</sup></b>	-	-	-
E280 2.8i 24V (W210)	6/95-97	104.945	2799	DOHC	240x28.7x26	<b>QKT1903AF<sup>13</sup></b>	-	-	-
E280 2.8i V6 (W210)	6/97-	112.921	2799	V6	240x28.7x26	<b>QKT1903AF<sup>13</sup></b>	-	-	-
E290TD 2.9 TD (W210)	3/96-8/99	602.982	2874	OHC	240x29x26	<b>QKT2035AF<sup>13</sup></b>	-	-	-

13 Kit only - Vendu seulement en kit - Nur als Satz Verfügbar  
Gearbox - Boîte de vitesse - Getriebe

● Engine - Moteur - Motor





**... MERCEDES BENZ**

E300D 3.0 D (W124)( -003354)	6/93-96	606.910	2996	OHC	228x28.7x26	<b>QKT1304AF<sup>13</sup></b>	-	-	-
E300D 3.0 D (W124)( 003355-009716)	6/93-96	606.910	2996	OHC	228x28.7x26	<b>QKT1316AF<sup>13</sup></b>	-	-	-
E300D 3.0 D (W124)( 009717-)	6/93-96	606.910	2996	OHC	228x28.9x26	<b>QKT1897AF<sup>13</sup></b>	-	-	-
E300D 3.0 D (W210)	6/95-	606.912	2996	DOHC	228x28.9x26	<b>QKT1897AF<sup>13</sup></b>	-	-	-
E320 3.2i 24V (W124)	6/93-96	104.992	3199	DOHC	240x28.7x26	<b>QKT1317AF<sup>13</sup></b>	-	-	-
G230 2.3i 4x4 (461)(711 )	9/93-	102.989	2299	OHC	228x29x10	<b>QKT1823AF<sup>13</sup></b>	-	-	-
G230 2.3i 4x4 (463)	9/93-	102.989	2299	OHC	228x28.7x26	<b>QKT1304AF<sup>13</sup></b>	-	-	-
G290D 2.9 D 4x4 (717.443 )	9/93-	602.942	2874	OHC	228x28.7x26	<b>QKT1827AF<sup>13</sup></b>	-	-	-
G290D 2.9 D 4x4 (717.445 )	9/93-	602.942	2874	OHC	228x28.7x26	<b>QKT1304AF<sup>13</sup></b>	-	-	-
G290D 2.9 TD 4x4	9/97-	602.983	2874	OHC	240x29x26	<b>QKT2035AF<sup>13</sup></b>	-	-	-
G300D 3.0 D 4x4 (463)	9/93-	617.912	2996	OHC	228x28.7x26	<b>QKT1304AF<sup>13</sup></b>	-	-	-
ML230 2.3i 16V 4x4 (W163)	2/98-	111.977	2295	DOHC	228x28.9x26	<b>QKT1897AF<sup>13</sup></b>	-	-	-
S280 2.8i 24V (W140)( -001032)	6/93-98	104.944	2799	DOHC	240x28.7x26	<b>QKT1351AF<sup>13</sup></b>	-	-	-
S280 2.8i 24V (W140)( 001033-)	6/93-98	104.944	2799	DOHC	-	-	-	-	-
S320 3.2i 24V (W140)	6/93-94	104.990	3199	DOHC	240x28.7x26	<b>QKT1317AF<sup>13</sup></b>	-	-	-
SL280 2.8i 24V (R129)( -001261)	8/93-8/95	104.943	2799	DOHC	240x28.7x26	<b>QKT1351AF<sup>13</sup></b>	-	-	-
SL280 2.8i 24V (R129)( 001262-)	8/95-	104.944	2799	DOHC	240x28.7x26	<b>QKT1903AF<sup>13</sup></b>	-	-	-
SLK 200 2.0i 16V (R170)	9/96-	111.946	1998	DOHC	215x28.7x26	<b>QKT1299AF<sup>13</sup></b>	-	-	-
SLK 200 2.0i 16V (R170)	9/96-	111.946	1998	DOHC	215x28.7x26	<b>QKT1902AF<sup>13</sup></b>	-	-	-
(dual mass flywheel - Volants à deux masses - Zweimassen-schwungrad)									
SLK 200K 2.0i 16V Kompressor (R170)	10/96-	111.943	1998	DOHC	240x28.7x26	<b>QKT1903AF<sup>13</sup></b>	-	-	-
SLK 230K 2.3i 16V Kompressor (R170)	9/96-	111.973	2295	DOHC	240x28.7x26	<b>QKT1903AF<sup>13</sup></b>	-	-	-
V200 2.0i (638)( 000834-)	8/96-	111.948	1998	OHC	228x28.7x26	<b>QKT1880AF<sup>13</sup></b>	-	-	-
V230 2.3i 16V (638)( -000051)	8/96-	111.978	2295	DOHC	240x28.7x26	<b>QKT1932AF<sup>13</sup></b>	-	-	-
V230 2.3i 16V (638)( 000052-)	8/96-	111.978	2295	DOHC	228x28.7x26	<b>QKT2069AF<sup>13</sup></b>	-	-	-
V230 2.3 TD (638)	9/96-99	601.970	2299	OHC	240x28.7x26	<b>QKT1932AF<sup>13</sup></b>	-	-	-

**MERCEDES BENZ**

207D 2.4 D ( -ch.240084)( -ch.240113) (  ch.500001-556499) (601.311/312/313/321/322/323/361/362/371/372)	7/80-89	616.917/937	2399	OHC	215x29x10	<b>QKT1808AF<sup>13</sup></b>	-	-	-
207D 2.4 D ( -ch.240084)( -ch.240113) (  ch.500001-556499) (601.316/317/318/326/327/328/366/367/376/377)	7/80-89	616.917/937	2399	OHC	228x29x10	<b>QKT1807AF<sup>13</sup></b>	-	-	-
208 2.3 ( ch.240107-499999)( ch.240088-499999) (  ch.556500-)	7/80-89	115.955	2307	OHC	228x29x10	<b>QKT1807AF<sup>13</sup></b>	-	-	-
208D 2.3 D ( -ch.240084)( -ch.240113) (  ch.500001-556499) (601.311/312/313/321/322/323/361/362/371/372)	1/89-95	601.940	2300	OHC	215x29x10	<b>QKT1808AF<sup>13</sup></b>	-	-	-
208D 2.3 D ( -ch.240084)( -ch.240113) (  ch.500001-556499) (601.316/317/318/326/327/328/366/367/376/377)	1/89-95	601.940	2300	OHC	228x29x10	<b>QKT1807AF<sup>13</sup></b>	-	-	-
210 2.3 ( ch.240107-499999)( ch.240088-499999) (  ch.556500-)	8/82-89	102.942	2299	OHC	228x29x10	<b>QKT1807AF<sup>13</sup></b>	-	-	-
210D 3.0 D	8/81-89	617.913	2998	OHC	-	-	-	-	CCT144
307D 2.4 D ( -ch.240084)( -ch.240113) (  ch.500001-556499)	7/80-89	616.917/937	2399	OHC	228x29x10	<b>QKT1807AF<sup>13</sup></b>	-	-	-
308 2.3 ( ch.240107-499999)( ch.240088-499999) (  ch.556500-)	7/80-89	115.955	2307	OHC	228x29x10	<b>QKT1807AF<sup>13</sup></b>	-	-	-
308D 2.3 D ( -ch.240084)( -ch.240113) (  ch.500001-556499)	1/89-95	601.940	2300	OHC	228x29x10	<b>QKT1807AF<sup>13</sup></b>	-	-	-
309D 3.0 D	12/88-95	617.913	2998	OHC	-	-	-	-	CCT144
310 2.3 ( ch.240107-499999)( ch.240088-499999) (  ch.556500-)	8/82-89	102.942	2300	OHC	228x29x10	<b>QKT1807AF<sup>13</sup></b>	-	-	-
310D 2.9 D (S5)	12/88-95	602.940	2874	OHC	-	-	-	-	CCT144

13 Kit only - Vendu seulement en kit - Nur als Satz Verfügbar  
 Gearbox - Boîte de vitesse - Getriebe  
 Engine - Moteur - Motor  
 LHD - Conduite à Gauche - Linkslenker  
 RHD - Conduite à Droite - Rechtslenker



M

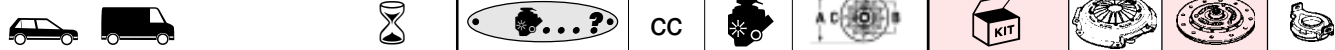
... MERCEDES BENZ

410 2.3	1982-89	102.942	2300	OHC	228x29x10	<b>QKT1807AF<sup>13</sup></b>	-	-	-
MB100 2.4 D (MB631)	1987-95	616.963	2399	OHC	228x26.3x23	<b>QKT2209AF<sup>13</sup></b>	-	-	-
Sprinter 2.3i 16V (214,314,414)	1995-	111.979	2295	DOHC	240x28.7x26	<b>QKT1932AF<sup>13</sup></b>	-	-	-
Sprinter 2.3 D (208,308,408D)	1995-	601.943	2299	OHC	228x28.7x26	<b>QKT1880AF<sup>13</sup></b>	-	-	-
Sprinter 2.9 TD (210,212,210,312,412D)	1995-	602.980	2874	OHC	250x28.7x26	<b>QKT1879AF<sup>13</sup></b>	-	-	-
Vito 2.0i (113)(eng.000834-)	1995-	111.948	1998	OHC	228x28.7x26	<b>QKT1880AF<sup>13</sup></b>	-	-	-
Vito 2.3i 16V (114)(000051)	1996-	111.978	2295	DOHC	240x28.7x26	<b>QKT1932AF<sup>13</sup></b>	-	-	-
Vito 2.3i 16V (114)(000052-)	1996-	111.978	2295	DOHC	228x28.7x26	<b>QKT2069AF<sup>13</sup></b>	-	-	-
Vito 2.3 D (108D)(-ch.170125)	1995-3/99	601.942	2299	OHC	228x x26	<b>QKT2109AF<sup>13</sup></b>	-	-	-
Vito 2.3 D (108D)(ch.170126-)	1995-3/99	601.942	2299	OHC	240x x26	<b>QKT2136AF<sup>13</sup></b>	-	-	-

MITSUBISHI

3000GT 3.0i 24V Turbo (Z16A)	8/92-99	6G72	2972	V6	250x26.1x23	<b>QKT1673AF</b>	<b>Q90818</b>	<b>C1822AF</b>	<b>CCT584</b>
Carisma 1.6i 16V (DA1A)	10/95-	4G92	1597	OHC	200x22x26	<b>QKT1963AF</b>	<b>Q90722</b>	<b>C1014AF</b>	<b>CCT576</b>
Carisma 1.8i 16V (DA2A)	10/95-10/97	4G93	1834	OHC	215x21.9x26	<b>QKT2149AF<sup>13</sup></b>	-	-	-
Carisma 1.8i GD i 16V (DA2A)	11/97-	4G93	1834	DOHC	215x22.4x20	<b>QKT2150AF<sup>13</sup></b>	-	-	-
Carisma 1.9 TD (DA4A)	4/97-	F8QT	1870	OHC	215x x26	<b>QKT1547AF</b>	-	-	<b>CCT576</b>
Celeste 1.6 (A73M)	1976-80	4G32	1597	OHC	200x22.4x20	<b>QKT1674AF</b>	<b>Q90061</b>	<b>C1020AF</b>	<b>CCT308</b>
Celeste 2.0 GT (A78M)	1976-78	4G52	1995	OHC	215x22.4x20	<b>QKT1675AF</b>	<b>Q90519</b>	<b>C1550AF</b>	<b>CCT101</b>
Celeste 2.0 GT (A78M)	1979-80	4G52	1995	OHC	215x22.4x20	<b>QKT1676AF</b>	<b>Q90519</b>	<b>C1550AF</b>	<b>CCT300</b>
Challenger 2.5 TD 4x4 (K94W)	12/98-	4D56T	2477	OHC	225x26.3x23	-	-	<b>C1412AF</b>	<b>CCT358</b>
Challenger 3.0i 24V 4x4 (K96W)	12/98-	6H72	2972	V6	-	-	<b>Q90484</b>	-	<b>CCT542</b>
Colt 1.2 (A151,A155)	1978-83	4G11	1244	OHC	180x22.2x20	<b>QKT536AF</b>	<b>Q90059</b>	<b>C1431AF</b>	<b>CCT305</b>
Colt 1.2 (C15A)	5/84-88	4G16	1198	OHC	180x22.2x20	<b>QKT536AF</b>	<b>Q90059</b>	<b>C1431AF</b>	<b>CCT305</b>
Colt 1.3 (C51A)	6/88-8/90	4G13	1298	OHC	180x22.2x20	<b>QKT536AF</b>	<b>Q90059</b>	<b>C1431AF</b>	<b>CCT305</b>
Colt 1.3 12V (C51A)	9/90-3/92	4G13	1298	OHC	180x22.2x20	<b>QKT536AF</b>	<b>Q90059</b>	<b>C1431AF</b>	<b>CCT305</b>
Colt 1.3i 12V (CA1A)	4/92-3/96	4G13	1298	OHC	180x22.2x20	<b>QKT536AF</b>	<b>Q90059</b>	<b>C1431AF</b>	<b>CCT305</b>
Colt 1.3i 12V (CJ1A)	3/96-	4G13	1298	OHC	180x22.2x20	<b>QKT536AF</b>	<b>Q90059</b>	<b>C1431AF</b>	<b>CCT305</b>
Colt 1.4 (A152,A156)	1978-84	4G12	1410	OHC	185x22x20	<b>QKT292AF</b>	<b>Q90059</b>	<b>C879AF</b>	<b>CCT305</b>
Colt 1.4 Turbo (A152,A156)	1982-84	4G12T	1410	OHC	200x22.4x20	<b>QKT322AF</b>	<b>Q90061</b>	<b>C1020AF</b>	<b>CCT305</b>
Colt 1.5 (C12A)	5/84-88	4G15	1468	OHC	180x22.2x20	<b>QKT536AF</b>	<b>Q90059</b>	<b>C1431AF</b>	<b>CCT305</b>
Colt 1.5 (C52A)	4/89-8/90	4G15	1468	OHC	180x22.2x20	<b>QKT536AF</b>	<b>Q90059</b>	<b>C1431AF</b>	<b>CCT305</b>
Colt 1.5 12V (C52A)	9/90-92	4G15	1468	OHC	180x22.2x20	<b>QKT536AF</b>	<b>Q90059</b>	<b>C1431AF</b>	<b>CCT305</b>
Colt 1.6i Turbo (C13A)	5/84-88	4G32T	1597	OHC	215x22.4x20	<b>QKT1444AF</b>	<b>Q90753</b>	<b>C1739AF</b>	<b>CCT305</b>
Colt 1.6i 16V (CA4A)	4/92-3/96	4G92	1597	OHC	200x22.4x20	<b>QKT1189AF</b>	<b>Q90600</b>	<b>C1020AF</b>	<b>CCT305</b>
Colt 1.6i 16V (CJ4A)	3/96-	4G92	1597	OHC	200x22.4x20	<b>QKT1189AF</b>	<b>Q90600</b>	<b>C1020AF</b>	<b>CCT305</b>
Colt 1.6i GTi 16V (C53A)	7/88-5/89	4G61	1596	DOHC	200x22.4x20	<b>QKT322AF</b>	<b>Q90061</b>	<b>C1020AF</b>	<b>CCT305</b>
Colt 1.6i GTi 16V (C53A)	6/89-3/92	4G61	1596	DOHC	200x22.4x20	<b>QKT1189AF</b>	<b>Q90600</b>	<b>C1020AF</b>	<b>CCT305</b>
Colt 1.8i GTi 16V (C58A)	4/90-3/92	4G67	1836	DOHC	215x22.4x20	<b>QKT1444AF</b>	<b>Q90753</b>	<b>C1739AF</b>	<b>CCT305</b>
Colt 1.8i GTi 16V (CA5A)	4/92-95	4G93	1834	DOHC	215x22.4x20	<b>QKT1444AF</b>	<b>Q90753</b>	<b>C1739AF</b>	<b>CCT305</b>
Colt 1.8 D (C14A)	5/84-88	4D65	1795	OHC	200x22.4x20	<b>QKT572AF</b>	<b>Q90481</b>	<b>C1436AF</b>	<b>CCT305</b>
Cordia 1.6 (A212A)	10/82-85	4G32	1597	OHC	185x22x20	<b>QKT292AF</b>	<b>Q90059</b>	<b>C879AF</b>	<b>CCT305</b>
Cordia 1.6 Turbo (A212A)	10/82-85	4G32T	1597	OHC	200x22.4x20	<b>QKT1189AF</b>	<b>Q90600</b>	<b>C1020AF</b>	<b>CCT305</b>
Cordia 1.8 Turbo (A213A)	1/85-88	4G62T	1795	OHC	215x22.4x20	<b>QKT1444AF</b>	<b>Q90753</b>	<b>C1739AF</b>	<b>CCT305</b>
Eclipse 2.0i 16V (D22A)	4/91-8/95	4G63	1997	DOHC	215x22.4x20	<b>QKT1444AF</b>	<b>Q90753</b>	<b>C1739AF</b>	<b>CCT305</b>
Galant 1.6 (A161A)	10/80-7/81	4G32	1597	OHC	200x22.4x20	<b>QKT1674AF</b>	<b>Q90061</b>	<b>C1020AF</b>	<b>CCT308</b>
Galant 1.6 Wagon (A161V)	8/81-84	4G32	1597	OHC	200x22.4x20	<b>QKT1674AF</b>	<b>Q90061</b>	<b>C1020AF</b>	<b>CCT308</b>
Galant 1.6 (E11A)	7/84-1/88	4G32	1597	OHC	200x22.4x20	<b>QKT322AF</b>	<b>Q90061</b>	<b>C1020AF</b>	<b>CCT305</b>
Galant 1.8 (E32A)	3/88-2/93	4G37	1755	OHC	200x22.4x20	<b>QKT322AF</b>	<b>Q90061</b>	<b>C1020AF</b>	<b>CCT305</b>
Galant 1.8i 16V (E52A)	3/93-96	4G93	1834	OHC	215x22.4x20	<b>QKT1444AF</b>	<b>Q90753</b>	<b>C1739AF</b>	<b>CCT305</b>
Galant 1.8 TD (E14A)	7/84-5/86	4D65T	1795	OHC	200x23x20	<b>QKT1195AF</b>	<b>Q90434</b>	<b>C1377AF</b>	<b>CCT305</b>
Galant 1.8 TD (E14A)	6/86-5/88	4D65T	1795	OHC	225x22.4x20	<b>QKT1678AF</b>	<b>Q90808</b>	<b>C1823AF</b>	<b>CCT305</b>
Galant 1.8 TD (E34A)	6/88-90	4D65T	1795	OHC	200x23x20	<b>QKT1195AF</b>	<b>Q90434</b>	<b>C1377AF</b>	<b>CCT305</b>
Galant 2.0 (A164A)	10/80-6/84	4G63	1997	OHC	215x25.4x23	<b>QKT441AF</b>	<b>Q90519</b>	<b>C1022AF</b>	<b>CCT300</b>
Galant 2.0 Wagon (A163V)	4/82-84	4G63	1997	OHC	215x25.4x23	<b>QKT441AF</b>	<b>Q90519</b>	<b>C1022AF</b>	<b>CCT300</b>
Galant 2.0 Turbo (A164A)	4/82-84	4G63T	1997	OHC	225x25.4x23	<b>QKT367AF</b>	<b>Q90166</b>	<b>C1114AF</b>	<b>CCT300</b>
Galant 2.0 (E15A)	7/84-5/86	4G63	1997	OHC	200x22.4x20	<b>QKT322AF</b>	<b>Q90061</b>	<b>C1020AF</b>	<b>CCT305</b>
Galant 2.0 (E15A)	6/86-88	4G63	1997	OHC	215x22.2x20	<b>QKT710AF</b>	<b>Q90533</b>	<b>C1174AF</b>	<b>CCT305</b>
Galant 2.0 Turbo (E15A)	6/85-88	4G63T	1997	OHC	215x22.2x20	<b>QKT1679AF</b>	<b>Q90532</b>	<b>C1174AF</b>	<b>CCT305</b>

13 Kit only - Vendu seulement en kit - Nur als Satz Verfügbar  
 Engine - Moteur - Motor



... MITSUBISHI									
Galant 2.0i (E33A)	3/88-2/93	4G63	1997	OHC	215x22.2x20	QKT710AF	Q90533	C1174AF	CCT305
Galant 2.0i 16V (E55A)	3/93-96	4G63	1997	OHC	215x22.4x20	QKT1444AF	Q90753	C1739AF	CCT305
Galant 2.0i 16V (EA2A,EA2W)	3/97-12/97	4G63	1997	OHC	215x22.4x20	QKT1444AF	Q90753	C1739AF	CCT305
Galant 2.0i 16V (EA2A,EA2W)	1/98-	4G63	1997	OHC	-	-	-	-	CCT305
Galant 2.0i 16V GTi (E33A)	6/88-2/93	4G63	1998	DOHC	215x22.4x20	QKT1444AF	Q90753	C1739AF	CCT305
Galant 2.0i 16V GTi 4x4 4WS (E39A)	5/89-2/93	4G63	1997	DOHC	215x22.4x20	QKT1444AF	Q90753	C1739AF	CCT305
Galant 2.0i V6 24V (E54A)	3/93-96	6A12	1999	V6	225x22.4x20	QKT1522AF	Q90764	C1758AF	CCT305
Galant 2.0 TD (E57A)	3/93-96	4D68T	1998	OHC	225x22.4x20	QKT1522AF	Q90764	C1758AF	CCT305
Galant 2.4i 16V GDi (EA3A,EA3W)	8/99-	4G64	2350	DOHC	-	-	-	-	CCT305
Galant 2.5i V6 24V 4x4 4WS (E88A)	3/93-95	6G73	2497	V6	225x22.5x20	QKT1527AF	Q90767	C1755AF	CCT305
Galant 2.5i V6 24V (EA5A,EA5W)	3/97-12/97	6A13	2498	V6	225x22.4x20	QKT2012AF	-	C1758AF	CCT305
Galant 2.5i V6 24V (EA5A,EA5W)	1/98-	6A13	2498	V6	-	-	-	-	CCT305
Lancer 1.2 (C15A)	2/84-5/86	4G16	1198	OHC	185x22x20	QKT292AF	Q90059	C879AF	CCT305
Lancer 1.4 (A172A)	1/80-83	4G12	1410	OHC	185x22x20	QKT200AF	Q90059	C879AF	CCT101
Lancer 1.5 (C12A)	2/84-6/88	4G15	1468	OHC	180x22.2x20	QKT536AF	Q90059	C1431AF	CCT305
Lancer 1.5 (C62A)	7/88-9/90	4G15	1468	OHC	180x22.2x20	QKT536AF	Q90059	C1431AF	CCT305
Lancer 1.5 12V (C62A)	9/90-10/92	4G15	1468	OHC	180x22.2x20	QKT536AF	Q90059	C1431AF	CCT305
Lancer 1.5 Wagon (C12V)	10/85-89	4G15	1468	OHC	180x22.2x20	QKT536AF	Q90059	C1431AF	CCT305
Lancer 1.6 (A174)	1/80-83	4G32	1597	OHC	200x22.4x20	QKT1674AF	Q90061	C1020AF	CCT308
Lancer 1.6i 16V (C66A)	10/92-1/96	4G92	1597	OHC	200x22.4x20	QKT1189AF	Q90600	C1020AF	CCT305
Lancer 1.6i 16V GTi (C63A)	7/88-6/89	4G61	1596	DOHC	200x22.4x20	QKT322AF	Q90061	C1020AF	CCT305
Lancer 1.6i 16V GTi (C63A)	7/89-4/90	4G61	1596	DOHC	200x22.4x20	QKT1189AF	Q90600	C1020AF	CCT305
Lancer 1.8i 4x4 (C77A)	8/89-10/92	4G37	1755	OHC	215x22.2x20	QKT710AF	Q90533	C1174AF	CCT305
Lancer 1.8i 16V GTi (C68A)	4/90-10/92	4G67	1836	DOHC	215x22.4x20	QKT1444AF	Q90753	C1739AF	CCT305
Lancer 1.8i 16V GTi (C69A)	10/92-9/95	4G93	1834	DOHC	215x22.4x20	QKT1444AF	Q90753	C1739AF	CCT305
Lancer 1.8 D (C14A,C14V)	2/84-89	4D65	1796	OHC	200x22.4x20	QKT572AF	Q90481	C1436AF	CCT305
Lancer 2.0 Turbo (A176A)	5/81-84	4G63T	1997	OHC	225x25.4x23	QKT367AF	Q90166	C1114AF	CCT300
Mirage 1.2 (A151A)	3/81-84	4G11	1244	OHC	180x22.2x20	QKT536AF	Q90059	C1431AF	CCT305
Mirage 1.4 (A152A,A156A)	3/79-84	4G12	1410	OHC	180x22.2x20	QKT536AF	Q90059	C1431AF	CCT305
Mirage 1.4 Turbo (A152A)	7/82-8/83	4G12T	1410	OHC	200x22.4x20	QKT322AF	Q90061	C1020AF	CCT305
Mirage 1.4 Turbo (A152A)	9/83-84	4G12T	1410	OHC	200x22.4x20	QKT1189AF	Q90600	C1020AF	CCT305
Pajero 2.3 TD 4x4 (LO43,48)	1983-3/86	4D55T	2346	OHC	225x25.4x23	QKT524AF	Q90273	C1114AF	CCT300
Pajero 2.3 TD 4x4 (LO43,48)	4/86-8/86	4D55T	2346	OHC	225x25.4x23	QKT1680AF	Q90273	C1114AF	CCT358
Pajero 2.5 TD 4x4 (LO44,49)	1/86-3/89	4D56T	2477	OHC	225x26.3x23	QKT1192AF	Q90346	C1412AF	CCT358
Pajero 2.5 TD 4x4 (L144,149)	3/89-3/91	4D56T	2477	OHC	225x26.3x23	QKT1192AF	Q90346	C1412AF	CCT358
Pajero 2.5 TD 4x4 (V24W,44W)	3/91-	4D56T	2477	OHC	225x26.3x23	QKT1192AF	Q90346	C1412AF	CCT358
Pajero 2.6 4x4 (LO42,47)	1983-3/86	4G54	2555	OHC	225x25.4x23	QKT524AF	Q90273	C1114AF	CCT300
Pajero 2.6 4x4 (LO42,47)	4/86-4/91	4G54	2555	OHC	224x26.3x23	QKT1685AF	Q90273	C1437AF	CCT358
Pajero 2.8 TD 4x4 (V26W,46W)	2/94-	4M40T	2835	OHC	250x26.1x23	QKT1681AF <sup>13</sup>	-	-	-
<i>(Dual mass flywheel - Volants à deux masses - Zweimassen-schwungrad)</i>									
Pajero 3.0i V6 4x4 (L141,146)	3/89-3/91	6G72	2972	V6	240x29.4x14	QKT1409AF	Q90484	C1606AF	CCT542
Pajero 3.0i V6 4x4 (V23W,43W)	3/91-4/94	6G72	2972	V6	240x29.4x14	QKT1409AF	Q90484	C1606AF	CCT542
Pajero 3.0i V6 24V 4x4 (V23W,43W)	5/94-	6G72	2972	V6	240x29.4x14	QKT1409AF	Q90484	C1606AF	CCT542
Pajero 3.5i V6 24V 4x4 (V25W,45W)	2/94-	6G74	3497	V6	250x26.1x23	QKT1523AF	Q90765	C1759AF	CCT564
Pajero Sport 2.5 TD 4x4 (K94W)	11/98-	4D56T	2477	OHC	225x26.3x23	-	-	C1412AF	CCT358
Pajero Sport 3.0i V6 24V 4x4 (K96W)	11/98-	6H72	2972	V6	-	-	Q90484	-	CCT542
Sapporo 2.0 (A164A)	10/80-84	4G63	1997	OHC	215x25.4x23	QKT441AF	Q90519	C1022AF	CCT300
Sapporo 2.0 Turbo (A164A)	4/82-85	4G63T	1997	OHC	225x25.4x23	QKT367AF	Q90166	C1114AF	CCT300
Sapporo 2.4i (E16A)	10/87-89	4G64	2351	OHC	225x22.4x20	QKT1656AF	Q90808	C1758AF	CCT305
Shogun 2.3 TD 4x4 (LO43,48)	1983-3/86	4D55T	2346	OHC	225x25.4x23	QKT524AF	Q90273	C1114AF	CCT300
Shogun 2.3 TD 4x4 (LO43,48)	4/86-8/86	4D55T	2346	OHC	225x25.4x23	QKT1680AF	Q90273	C1114AF	CCT358
Shogun 2.5 TD 4x4 (LO44,49)	1/86-3/89	4D56T	2477	OHC	225x26.3x23	QKT1192AF	Q90346	C1412AF	CCT358
Shogun 2.5 TD 4x4 (L144,149)	3/89-3/91	4D56T	2477	OHC	225x26.3x23	QKT1192AF	Q90346	C1412AF	CCT358
Shogun 2.5 TD 4x4 (V24W,44W)	3/91-	4D56T	2477	OHC	225x26.3x23	QKT1192AF	Q90346	C1412AF	CCT358
Shogun 2.6 4x4 (LO42,49)	7/83-3/86	4G54	2555	OHC	225x25.4x23	QKT524AF	Q90273	C1114AF	CCT300
Shogun 2.6 4x4 (LO42,49)	4/86-4/91	4G54	2555	OHC	224x26.3x23	QKT1685AF	Q90273	C1437AF	CCT358
Shogun 2.8 TD 4x4 (V26W,46W)	2/94-	4M40T	2835	OHC	250x26.1x23	QKT1681AF <sup>13</sup>	-	-	-
<i>(Dual mass flywheel - Volants à deux masses - Zweimassen-schwungrad)</i>									
Shogun 3.0i V6 4x4 (L141,146)	3/89-3/91	6G72	2972	V6	240x29.4x14	QKT1409AF	Q90484	C1606AF	CCT542
Shogun 3.0i V6 4x4 (V23W,43W)	3/91-4/94	6G72	2972	V6	240x29.4x14	QKT1409AF	Q90484	C1606AF	CCT542
Shogun 3.0i V6 24V 4x4 (V23W,43W)	5/94-	6G72	2972	V6	240x29.4x14	QKT1409AF	Q90484	C1606AF	CCT542
Shogun 3.5i V6 24V 4x4 (V25W,45W)	2/94-	6G74	3497	V6	250x26.1x23	QKT1523AF	Q90765	C1759AF	CCT564
Sigma 1.6 (A121A)	1977-80	4G32	1597	OHC	200x22.4x20	QKT1674AF	Q90061	C1020AF	CCT308
Sigma 1.6 (A161A,A161V)	1980-81	4G32	1597	OHC	200x22.4x20	QKT1674AF	Q90061	C1020AF	CCT308
Sigma 2.0 (A123A)	1977-2/80	4G52	1995	OHC	215x22.4x20	QKT1675AF	Q90519	C1550AF	CCT101
Sigma 2.0 (A123A)	3/80-10/80	4G52	1995	OHC	215x22.4x20	QKT1676AF	Q90519	C1550AF	CCT300
Sigma 3.0i Wagon (F07W)	2/93-96	6G72	2972	V6	225x22.4x20	QKT1682AF	Q90767	C1758AF	CCT305
Space Gear 2.0i (PA3V,PB3V)	12/94-	4G63	1997	OHC	215x25.4x23	QKT441AF	Q90519	C1022AF	CCT300
Space Runner 1.8i 16V (N11W)	10/91-98	4G93	1834	OHC	215x22.4x20	QKT1444AF	Q90753	C1739AF	CCT305

13 Kit only - Vendu seulement en kit - Nur als Satz Verfügbar



CC



M

## ... MITSUBISHI

Space Star 1.3i 16V (DG1A)	12/98-	4G13	1299	OHC	-	-	-	-	CCT576
Space Star 1.8i 16V GDi (DG5A)	12/98-	4G93	1834	DOHC	215x22.4x20	QKT2150AF <sup>13</sup>	-	-	-
Space Wagon 1.8 (D05W)	10/83-10/91	4G37	1755	OHC	200x22.4x20	QKT322AF	Q90061	C1020AF	CCT305
Space Wagon 1.8i 16V (N31W)	8/91-4/92	4G93	1834	OHC	215x22.4x20	QKT1444AF	Q90753	C1739AF	CCT305
Space Wagon 1.8 TD (D09W)	11/85-91	4D65T	1795	OHC	200x23x20	QKT1195AF	Q90434	C1377AF	CCT305
Space Wagon 2.0i 16V (N33W)	5/92-98	4G63	1997	OHC	215x22.4x20	QKT1444AF	Q90753	C1739AF	CCT305
Space Wagon 2.0 TD (N38W)	6/95-3/96	4D68T	1998	OHC	225x22.4x20	QKT1522AF	Q90764	C1758AF	CCT305
Space Wagon 2.4i 16V GDi (N84W)	1/99-	4G64	2351	DOHC	-	-	-	-	CCT305
Starion 2.0 (A182A)	4/82-5/83	4G63B	1997	OHC	215x25.4x23	QKT441AF	Q90519	C1022AF	CCT300
Starion 2.0 Turbo (A183A)	4/82-5/84	4G63T	1997	OHC	225x25.4x23	QKT367AF	Q90166	C1114AF	CCT300
Starion 2.0 Turbo (A183A)	6/84-88	4G63T	1997	OHC	225x26.1x23	QKT1683AF	Q90166	C1825AF	CCT300
Starion 2.6i Turbo (A187A)	3/89-10/90	4G54T	2555	OHC	240x26.1x23	QKT1684AF	Q90819	C1826AF	CCT358
Tredia 1.4 (A211A)	10/82-84	4G12	1410	OHC	185x22x20	QKT292AF	Q90059	C879AF	CCT305
Tredia 1.6 (A212A)	10/82-84	4G32	1597	OHC	185x22x20	QKT292AF	Q90059	C879AF	CCT305
Tredia 1.6 Turbo (A212A)	10/82-84	4G32T	1597	OHC	200x22.4x20	QKT1189AF	Q90600	C1020AF	CCT305

## MITSUBISHI

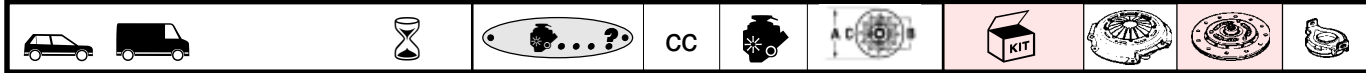
L200 1.6 (L021P)	1979-82	4G32	1597	OHC	200x22.4x20	QKT1674AF	Q90061	C1020AF	CCT308
L200 2.0 (K12T)	10/86-8/94	4G63	1997	OHC	215x25.4x23	QKT441AF	Q90519	C1022AF	CCT300
L200 2.0 4x4 (K22T)	10/86-8/94	4G63	1997	OHC	225x25.4x23	QKT524AF	Q90273	C1114AF	CCT300
L200 2.5 D (K14T)	10/86-11/96	4D56	2477	OHC	225x25.4x23	QKT1680AF	Q90273	C1114AF	CCT358
L200 2.5 D (K64T)	1/97-	4D56	2477	OHC	225x26.3x23	QKT1806AF	Q90273	C1412AF	CCT358
L200 2.5 D 4x4 (K24T)	10/86-11/96	4D56	2477	OHC	225x25.4x23	QKT1680AF	Q90273	C1114AF	CCT358
L200 2.5 TD (K64)	1/97-	4D56T	2477	OHC	225x26.3x23	QKT1806AF	Q90273	C1412AF	CCT358
L200 2.5 TD 4x4 (K24T,K34T,K74T)	3/93-	4D56T	2477	OHC	225x26.3x23	QKT1192AF	Q90346	C1412AF	CCT358
L300 1.6  (L032P)	6/79-9/86	4G32	1597	OHC	200x22.4x20	QKT1674AF	Q90061	C1020AF	CCT308
L300 1.6  (L062T)	3/83-1/92	4G32	1597	OHC	200x22.4x20	QKT1674AF	Q90061	C1020AF	CCT308
L300 1.6  (P02V,P12V)	11/86-8/94	4G32	1597	OHC	200x22.4x20	QKT1674AF	Q90061	C1020AF	CCT308
L300 2.0  (P03V,P13V)	6/94-	4G63	1997	OHC	215x25.4x23	QKT441AF	Q90519	C1022AF	CCT300
L300 2.5 D  (L039P)	11/86-8/94	4D56	2477	OHC	224x26.3x23	QKT1685AF	Q90273	C1437AF	CCT358
L300 2.5 D  (P05V,P15V)	10/87-	4D56	2477	OHC	225x25.4x23	QKT1680AF	Q90273	C1114AF	CCT358

## MOSKVITCH

Aleko 1.5	8/87-93	15CA	1479	OHC	200x23x20	QKT1742AF	Q90849	C1846AF	CCT597
-----------	---------	------	------	-----	-----------	-----------	--------	---------	--------

## NISSAN

100NX 1.6i 16V (B13)	2/91-9/92	GA16DS	1597	DOHC	190x20.6x18	QKT1427AF	Q90231	C1712AF	CCT316
100NX 1.6i 16V (B13)	10/92-95	GA16DE	1597	DOHC	190x20.6x18	QKT1427AF	Q90231	C1712AF	CCT316
200SX 1.8i 16V Turbo (S13)	4/89-5/90	CA18DET	1809	DOHC	225x25.6x24	QKT1198AF	Q90614	C1561AF	CCT515
200SX 1.8i 16V Turbo (S13)	6/90-9/94	CA18DET	1809	DOHC	225x25.6x24	QKT1199AF	Q90614	C1561AF	CCT93
200SX 2.0i 16V Turbo (S14)	10/94-	SR20DET	1998	DOHC	240x25.6x24	QKT1642AF	Q90820	C1827AF	CCT93
240C 2.4 (230)	1972-75	L24	2393	OHC	225x25.4x24	QKT274AF	Q10020	C995AF	CCT93
240Z 2.4 (S30)	1971-75	L24	2393	OHC	225x25.4x24	QKT274AF	Q10020	C995AF	CCT93
260C 2.6 (230)	1972-76	L26	2565	OHC	225x25.4x24	QKT274AF	Q10020	C995AF	CCT93
260C 2.6 (330)	1976-78	L26	2565	OHC	225x25.4x24	QKT323AF	Q90187	C995AF	CCT93
260Z 2.6 (S30)	1974-75	L26	2565	OHC	225x25.4x24	QKT274AF	Q10020	C995AF	CCT93
260Z 2.6 (S30)	1975-78	L26	2565	OHC	240x25.4x24	QKT1687AF	Q90822	C1079AF	CCT93
280C 2.8 (330,430)	1978-83	L28	2753	OHC	225x25.4x24	QKT323AF	Q90187	C995AF	CCT93
280ZX 2.8 (S130)	1979-84	L28E	2753	OHC	240x25.4x24	QKT1687AF	Q90822	C1079AF	CCT93
300C 3.0 (Y30)	7/84-88	VG30E	2960	OHC	240x25.4x24	QKT1686AF	Q90821	C1079AF	CCT93
300ZX 3.0 (Z31)	1984-89	VG30	2960	OHC	240x25.4x24	QKT1686AF	Q90821	C1079AF	CCT93
300ZX 3.0 Turbo (Z31)	1984-3/90	VG30T	2960	OHC	250x25.6x24	QKT1688AF	Q90823	C1828AF	CCT93
300ZX 3.0i 24V Twin Turbo (Z32)	3/90-94	VG30DET	2960	DOHC	250x25.6x24	QKT1689AF	Q90824	C1829AF	CCT585
Almera 1.4i 16V (N15)	10/95-9/97	GA14DE	1392	DOHC	180x20x18	QKT222AF	Q90144	C817AF	CCT261
Almera 1.4i 16V (N15)	9/97-2/00	GA14DE	1392	DOHC	180x20x18	-	-	C817AF	CCT316
Almera 1.5i 16V (N16)	2/00-	QG15DE	1497	DOHC	-	-	-	-	CCT261
Almera 1.6i 16V (N15)	10/95-2/00	GA16DE	1597	DOHC	190x20.6x18	QKT1427AF	Q90231	C1712AF	CCT316
Almera 1.8i 16V (N16)	2/00-	QG18DE	1769	DOHC	-	-	-	-	CCT316
Almera 2.0i GTi 16V (N15)	7/96-00	SR20DE	1998	DOHC	215x20.6x18	QKT1447AF	Q90254	C1689AF	CCT316
Almera 2.0 D (N15)	10/95-2/00	CD20	1974	OHC	200x20.6x18	QKT1439AF	Q90521	C1715AF	CCT261
Almera 2.2 TD (N16)	2/00-	YD22DDT	2200	OHC	-	-	-	-	CCT614
Almera Tino 1.8i 16V (V10M)	2000-	QG18DE	1769	DOHC	-	-	-	-	CCT316



**... NISSAN**

Bluebird 1.6 160B (610,810)	4/72-80	L16	1595	OHC	200x25.4x24	<b>QKT131AF</b>	<b>Q90192</b>	<b>C818AF</b>	<b>CCT93</b>
Bluebird 1.6 (910)	5/80-82	L16	1595	OHC	200x25.4x24	<b>QKT131AF</b>	<b>Q90192</b>	<b>C818AF</b>	<b>CCT93</b>
Bluebird 1.6 (T12)	1/86-87	CA16S	1598	OHC	215x21x18	<b>QKT605AF</b>	<b>Q90254</b>	<b>C1061AF</b>	<b>CCT316</b>
Bluebird 1.6 (T72)	7/86-9/90	CA16S	1598	OHC	215x21x18	<b>QKT605AF</b>	<b>Q90254</b>	<b>C1061AF</b>	<b>CCT316</b>
Bluebird 1.8 (910)	5/80-84	L18,L18T	1770	OHC	200x25.4x24	<b>QKT131AF</b>	<b>Q90192</b>	<b>C818AF</b>	<b>CCT93</b>
Bluebird 1.8 (U11)	2/84-86	CA18S	1809	OHC	200x21x18	<b>QKT309AF</b>	<b>Q90192</b>	<b>C1031AF</b>	<b>CCT261</b>
Bluebird 1.8 (T12)	1/86-87	CA18N	1796	OHC	216x25.4x24	<b>QKT661AF</b>	<b>Q90254</b>	<b>C1088AF</b>	<b>CCT348</b>
Bluebird 1.8 (T72)	7/86-9/90	CA18N	1796	OHC	216x25.4x24	<b>QKT661AF</b>	<b>Q90254</b>	<b>C1088AF</b>	<b>CCT348</b>
Bluebird 1.8 Turbo (U11)	2/84-86	CA18ET	1809	OHC	225x25.4x24	<b>QKT369AF</b>	<b>Q90188</b>	<b>C1120AF</b>	<b>CCT337</b>
Bluebird 1.8 Turbo (T12)	1/86-87	CA18ET	1809	OHC	225x25.4x24	<b>QKT369AF</b>	<b>Q90188</b>	<b>C1120AF</b>	<b>CCT337</b>
Bluebird 1.8 Turbo (T72)	7/86-7/88	CA18ET	1809	OHC	225x25.4x24	<b>QKT369AF</b>	<b>Q90188</b>	<b>C1120AF</b>	<b>CCT337</b>
Bluebird 1.8 Turbo (T72)	8/88-9/90	CA18ET	1809	OHC	228x25.6x24	<b>QKT1746AF</b> <sup>13</sup>	-	-	-
Bluebird 2.0 (U11)	2/84-86	CA20S	1973	OHC	200x21x18	<b>QKT309AF</b>	<b>Q90192</b>	<b>C1031AF</b>	<b>CCT261</b>
Bluebird 2.0 Wagon (U11)	2/86-90	CA20S	1973	OHC	216x25.4x24	<b>QKT661AF</b>	<b>Q90254</b>	<b>C1088AF</b>	<b>CCT348</b>
Bluebird 2.0 (T12)	1/86-87	CA20S	1973	OHC	216x25.4x24	<b>QKT661AF</b>	<b>Q90254</b>	<b>C1088AF</b>	<b>CCT348</b>
Bluebird 2.0 (T72)	7/86-7/88	CA20S	1973	OHC	216x25.4x24	<b>QKT661AF</b>	<b>Q90254</b>	<b>C1088AF</b>	<b>CCT348</b>
Bluebird 2.0 (T72)	8/88-9/90	CA20S	1973	OHC	216x25.4x24	<b>QKT1690AF</b>	<b>Q90254</b>	<b>C1088AF</b>	<b>CCT337</b>
Bluebird 2.0i (T72)	1/88-7/88	CA20E	1973	OHC	216x25.4x24	<b>QKT1690AF</b>	<b>Q90254</b>	<b>C1088AF</b>	<b>CCT337</b>
Bluebird 2.0i (T72)	8/88-9/90	CA20E	1973	OHC	228x25.6x24	<b>QKT1746AF</b> <sup>13</sup>	-	-	-
Bluebird 2.0 D (910)	5/80-84	LD20	1952	OHC	200x25x24	<b>QKT1109AF</b> <sup>13</sup>	-	-	-
Bluebird 2.0 D (T12)	1/86-87	LD20	1952	OHC	200x25.4x24	<b>QKT734AF</b>	<b>Q90192</b>	<b>C1246AF</b>	<b>CCT337</b>
Bluebird 2.0 D (T72)	3/86-9/90	LD20	1952	OHC	200x25.4x24	<b>QKT734AF</b>	<b>Q90192</b>	<b>C1246AF</b>	<b>CCT337</b>
Cherry 100A 1.0 (E10,F10)	11/73-77	A10	988	OHV	160x25.4x24	<b>QKT338AF</b>	<b>Q90216</b>	<b>C816AF</b>	<b>CCT253</b>
Cherry 100A 1.0 (F11)	1977-79	A10	988	OHV	160x25.4x24	<b>QKT338AF</b>	<b>Q90216</b>	<b>C816AF</b>	<b>CCT253</b>
Cherry 120A 1.2 Coupé (F11)	1977-79	A12	1171	OHV	190x25.4x24	<b>QKT339AF</b>	<b>Q90217</b>	<b>C867AF</b>	<b>CCT253</b>
Cherry 1.0 (N10)	4/79-7/81	A10	988	OHV	160x25.4x24	<b>QKT338AF</b>	<b>Q90216</b>	<b>C816AF</b>	<b>CCT253</b>
Cherry 1.0 (N10,12)	8/81-86	E10	987	OHC	160x20x18	<b>QKT370AF</b>	<b>Q90162</b>	<b>C994AF</b>	<b>CCT338</b>
Cherry 1.2 (N10)	4/79-7/81	A12	1171	OHV	190x25.4x24	<b>QKT339AF</b>	<b>Q90217</b>	<b>C867AF</b>	<b>CCT253</b>
Cherry 1.3 (N10,12)	8/81-86	E13	1270	OHC	180x20x18	<b>QKT150AF</b>	<b>Q90057</b>	<b>C817AF</b>	<b>CCT261</b>
Cherry 1.5 Turbo (N12)	10/83-85	E15T	1488	OHC	200x21x18	<b>QKT1110AF</b>	<b>Q90521</b>	<b>C1031AF</b>	<b>CCT261</b>
Cherry Europe 1.2 (906)	8/83-85	30102	1186	OHC	200x20.6x24	<b>QKT801AF</b>	<b>Q90204</b>	<b>C1133AF</b>	<b>CCT138</b>
Cherry Europe 1.5i (906)	8/83-85	-	1490	OHC	200x20.6x24	<b>QKT801AF</b>	<b>Q90204</b>	<b>C1133AF</b>	<b>CCT138</b>
Laurel 2.0 (C130,C230,C31)	1975-84	L20A	1998	OHC	225x25.4x24	<b>QKT323AF</b>	<b>Q90187</b>	<b>C995AF</b>	<b>CCT93</b>
Laurel 2.4,2.4i (C230,C31,C32)	5/79-89	L24,L24E	2393	OHC	225x25.4x24	<b>QKT323AF</b>	<b>Q90187</b>	<b>C995AF</b>	<b>CCT93</b>
Micra (K10) 1.0	1/83-92	MA10	988	OHC	160x18x16	<b>QKT1548AF</b>	<b>Q90163</b>	<b>C1796AF</b>	<b>CCT298</b>
Micra (K10) 1.0 Turbo	2/85-92	MA10	988	OHC	180x20x18	<b>QKT222AF</b>	<b>Q90144</b>	<b>C817AF</b>	<b>CCT261</b>
Micra (K10) 1.2	11/88-92	MA12	1235	OHC	160x18x16	<b>QKT1548AF</b>	<b>Q90163</b>	<b>C1796AF</b>	<b>CCT298</b>
Micra (K11) 1.0i 16V	1/93-2/98	CG10DE	998	DOHC	160x18x16	<b>QKT1548AF</b>	<b>Q90163</b>	<b>C1796AF</b>	<b>CCT298</b>
Micra (K11) 1.0i 16V	2/98-	CG10DE	998	DOHC	180x20.6x18	<b>QKT779AF</b>	<b>Q90665</b>	<b>C1627AF</b>	<b>CCT316</b>
Micra (K11) 1.3i 16V	1/93-	CG13DE	1275	DOHC	180x20.6x18	<b>QKT779AF</b>	<b>Q90665</b>	<b>C1627AF</b>	<b>CCT316</b>
Patrol 2.8 (160)	1/82-85	L28	2753	OHC	240x25.4x24	<b>QKT685AF</b>	<b>Q90167</b>	<b>C1079AF</b>	<b>CCT93</b>
Patrol 2.8 (260)	1985-8/89	L28	2753	OHC	240x25.4x24	<b>QKT685AF</b>	<b>Q90167</b>	<b>C1079AF</b>	<b>CCT93</b>
Patrol 2.8 D (Y260)	9/89-91	RD28	2826	OHV	240x25.4x24	<b>QKT1694AF</b>	<b>Q90224</b>	<b>C1079AF</b>	<b>CCT560</b>
Patrol 2.8 TD (260,Y743)	8/89-7/93	RD28T	2826	OHV	240x25.4x24	<b>QKT1691AF</b>	<b>Q90825</b>	<b>C1079AF</b>	<b>CCT560</b>
Patrol 2.8 TD (Y60)	10/95-96	RD28T	2826	OHV	240x25.4x24	<b>QKT1691AF</b>	<b>Q90825</b>	<b>C1079AF</b>	<b>CCT560</b>
Patrol 2.8 TD (Y60)	4/96-3/98	RD28T	2826	OHC	240x25.4x24	<b>QKT1693AF</b>	<b>Q90821</b>	<b>C1079AF</b>	<b>CCT560</b>
Patrol 2.8 TD (Y61)	3/98-3/2000	RB28T-IC	2826	OHC	240x25.6x24	<b>QKT2013AF</b>	-	-	<b>CCT550</b>
Patrol 3.0 (260,Y743)	9/89-7/93	RB30S	2962	OHC	240x25.4x24	<b>QKT1692AF</b>	<b>Q90822</b>	<b>C1079AF</b>	<b>CCT560</b>
Patrol 3.3 D (160)	1982-85	SD33	3246	OHV	240x25.4x24	<b>QKT685AF</b>	<b>Q90167</b>	<b>C1079AF</b>	<b>CCT93</b>
Patrol 3.3 D (260)	1985-90	SD33	3246	OHV	240x25.4x24	<b>QKT685AF</b>	<b>Q90167</b>	<b>C1079AF</b>	<b>CCT93</b>
Patrol 3.3 TD (160,260)	8/83-89	SD33T	3246	OHV	275x25.6x24	<b>QKT1140AF</b>	<b>Q90554</b>	<b>C1643AF</b>	<b>CCT93</b>
Patrol GR 4.2i (Y60)	4/92-96	TB42E	4169	OHV	275x25.5x24	<b>QKT1513AF</b>	<b>Q90554</b>	<b>C1751AF</b>	<b>CCT560</b>
Patrol GR 4.2 D (Y60)	1992-9/95	TD42	4169	OHV	275x25.6x24	<b>QKT1514AF</b>	<b>Q90554</b>	<b>C1752AF</b>	<b>CCT560</b>
Prairie 1.5 (M10)(-ch.0205887)	6/83-2/85	E15S	1488	OHC	180x20x18	<b>QKT222AF</b>	<b>Q90144</b>	<b>C817AF</b>	<b>CCT261</b>
Prairie 1.5 (M10)(ch.020588-)	3/85-9/87	E15S	1488	OHC	190x21x18	<b>QKT371AF</b>	<b>Q90231</b>	<b>C1068AF</b>	<b>CCT316</b>
Prairie 1.8 (M10)(-ch.020897)	5/84-2/85	CA18S	1809	OHC	200x21x18	<b>QKT1110AF</b>	<b>Q90521</b>	<b>C1031AF</b>	<b>CCT261</b>
Prairie 1.8 (M10)(ch.020898-)	3/85-4/89	CA18S	1809	OHC	215x21x18	<b>QKT605AF</b>	<b>Q90254</b>	<b>C1061AF</b>	<b>CCT316</b>
Prairie 2.0 (M11)	4/89-91	CA20S	1974	OHC	216x25.4x24	<b>QKT661AF</b>	<b>Q90254</b>	<b>C1088AF</b>	<b>CCT348</b>
Prairie 2.0 4x4 (M11)	4/89-91	CA20S	1974	OHC	225x25.6x24	<b>QKT1695AF</b>	<b>Q90550</b>	<b>C1455AF</b>	<b>CCT337</b>
Primera 1.6 16V (P10)	9/90-5/93	GA16DS	1597	DOHC	200x21x18	<b>QKT780AF</b>	<b>Q90666</b>	<b>C1493AF</b>	<b>CCT261</b>
Primera 1.6 16V Wagon (W10)	2/91-4/93	GA16DS	1597	DOHC	215x21x18	<b>QKT605AF</b>	<b>Q90254</b>	<b>C1061AF</b>	<b>CCT316</b>
Primera 1.6i 16V (P10)	6/93-9/96	GA16DE	1597	DOHC	200x21x18	<b>QKT780AF</b>	<b>Q90666</b>	<b>C1493AF</b>	<b>CCT261</b>
Primera 1.6i 16V (P11)	10/96-	GA16DE	1597	DOHC	200x21x18	<b>QKT780AF</b>	<b>Q90666</b>	<b>C1493AF</b>	<b>CCT261</b>
Primera 1.6i 16V Wagon (W10)	5/93-96	GA16DE	1597	DOHC	215x21x18	<b>QKT605AF</b>	<b>Q90254</b>	<b>C1061AF</b>	<b>CCT316</b>
Primera 1.6i 16V Wagon (W11)	4/98-	GA16DE	1597	DOHC	200x21x18	<b>QKT780AF</b>	<b>Q90666</b>	<b>C1493AF</b>	<b>CCT261</b>
Primera 1.8i 16V (P11,W11)	9/99-	QG18DE	1769	DOHC	-	-	-	-	<b>CCT316</b>



CC

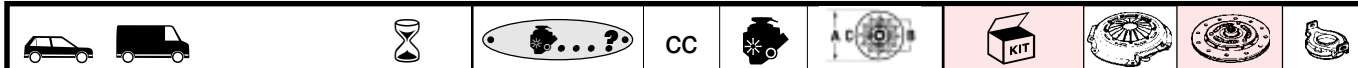


## ... NISSAN

Primera 2.0i 16V (P10)	9/90-5/93	SR20DI	1998	DOHC	215x20.6x18	QKT1143AF	Q90773	C1689AF	CCT316
Primera 2.0i 16V (P10)	6/93-9/96	SR20DE	1998	DOHC	215x20.6x18	QKT1143AF	Q90773	C1689AF	CCT316
Primera 2.0i 16V (P11)	10/96-	SR20DE	1998	DOHC	215x20.6x18	QKT1447AF	Q90254	C1689AF	CCT316
Primera 2.0i 16V (P11)	10/97-	SR20DEL	1998	DOHC	215x x18	QKT2227AF <sup>13</sup>	-	-	-
Primera 2.0i 16V Wagon (W10)	1/91-6/94	SR20DI	1998	DOHC	215x20.6x18	QKT1447AF	Q90254	C1689AF	CCT316
Primera 2.0i 16V Wagon (W10)	7/94-97	SR20DE	1998	DOHC	215x20.6x18	QKT1447AF	Q90254	C1689AF	CCT316
Primera 2.0i 16V Wagon (W11)	4/98-	SR20DE	1998	DOHC	-	-	-	-	CCT261
Primera 2.0 D (P10)	6/92-9/96	CD20	1974	OHC	200x21x18	QKT780AF	Q90666	C1493AF	CCT261
Primera 2.0 D Wagon (W10)	6/95-96	CD20	1974	OHC	200x20.6x18	QKT1439AF	Q90521	C1715AF	CCT261
Primera 2.0 TD (P11)	10/96-	CD20T	1974	OHC	-	-	-	-	CCT558
Primera 2.0 TD Wagon (W11)	4/98-	CD20T	1974	OHC	-	-	-	-	CCT558
Serena 1.6i 16V (C23E)	1/93-	GA16DE	1597	DOHC	200x25.6x24	QKT1940AF	-	-	CCT604
Serena 2.0i 16V (C23E)	1/93-	SR20DE	1998	DOHC	225x25.6x24	QKT1416AF	Q90731	C1701AF	CCT515
Serena 2.0 D (C23N)	1/93-1/95	LD20	1952	OHC	200x25.4x24	QKT1965AF	Q90192	C1246AF	CCT604
Serena 2.3 D (C23N)	1/95-	LD23	2283	OHC	200x25.4x24	QKT1966AF	Q90666	C1246AF	CCT604
Silvia 1.8i Turbo (S12)	6/84-3/89	CA18ET	1809	OHC	225x25.4x24	QKT324AF	Q90188	C995AF	CCT93
Silvia 2.0i (S12)	6/84-3/86	FJ20E	1990	DOHC	225x25.4x24	QKT323AF	Q90187	C995AF	CCT93
Skyline 2.4 240K GT (C110)	1973-75	L24	2393	OHC	225x25.4x24	QKT323AF	Q90187	C995AF	CCT93
Skyline 2.4 240K (C210)	1/79-81	L24E	2393	OHC	225x25.4x24	QKT323AF	Q90187	C995AF	CCT93
Stanza 1.6 (T11)	8/81-11/85	CA16S	1598	OHC	200x21x18	QKT1110AF	Q90521	C1031AF	CCT261
Stanza 1.8 (T11)	8/81-11/85	CA18S	1809	OHC	200x21x18	QKT1110AF	Q90521	C1031AF	CCT261
Sunny 1.2 120Y (B210)	1973-7/78	A12	1171	OHV	180x20x18	QKT115AF	Q90057	C817AF	CCT93
Sunny 1.2 120Y (B310)	8/78-82	A12	1171	OHV	180x20x18	QKT115AF	Q90057	C817AF	CCT93
Sunny 1.3 (B11)	5/82-86	E13,E13S	1270	OHC	180x20x18	QKT150AF	Q90057	C817AF	CCT261
Sunny 1.3 (N13)	3/86-89	E13S	1270	OHC	180x20x18	QKT150AF	Q90057	C817AF	CCT261
Sunny 1.4 140Y (B310)	1978-81	A14	1397	OHV	180x20x18	QKT115AF	Q90057	C817AF	CCT93
Sunny 1.4 (N13)	3/89-12/91	GA14S	1392	OHC	180x20x18	QKT222AF	Q90144	C817AF	CCT261
Sunny 1.4 16V (N14)	2/91-12/92	GA14DS	1392	DOHC	180x20x18	QKT222AF	Q90144	C817AF	CCT261
Sunny 1.4i 16V (N14)	1/93-10/95	GA14DE	1392	DOHC	180x20x18	QKT222AF	Q90144	C817AF	CCT261
Sunny 1.5 (B310)	1981-82	A15	1488	OHV	180x20x18	QKT115AF	Q90057	C817AF	CCT93
Sunny 1.5 (B11)	5/82-86	E15S	1488	OHC	180x20x18	QKT222AF	Q90144	C817AF	CCT261
Sunny 1.6 (N13)	3/86-2/89	E16S	1597	OHC	190x21x18	QKT371AF	Q90231	C1068AF	CCT316
Sunny 1.6 Coupé (B12)	9/86-2/88	E16S	1597	OHC	190x21x18	QKT371AF	Q90231	C1068AF	CCT316
Sunny 1.6 Wagon (B12)	9/86-2/89	E16S	1597	OHC	190x21x18	QKT371AF	Q90231	C1068AF	CCT316
Sunny 1.6 12V (N13)	3/89-12/91	GA16S	1597	OHC	190x20.6x18	QKT1427AF	Q90231	C1712AF	CCT316
Sunny 1.6 12V Coupé (B12)	2/88-12/91	GA16S	1597	OHC	190x20.6x18	QKT1427AF	Q90231	C1712AF	CCT316
Sunny 1.6 12V Wagon (B12)	3/89-12/91	GA16S	1597	OHC	190x20.6x18	QKT1427AF	Q90231	C1712AF	CCT316
Sunny 1.6 16V (N14)	1/92-1/93	GA16DS	1597	DOHC	190x20.6x18	QKT1427AF	Q90231	C1712AF	CCT316
Sunny 1.6 16V Wagon (Y10)	5/92-1/93	GA16DS	1597	DOHC	190x20.6x18	QKT1427AF	Q90231	C1712AF	CCT316
Sunny 1.6i 16V (N14)	2/93-10/95	GA16DE	1597	DOHC	190x20.6x18	QKT1427AF	Q90231	C1712AF	CCT316
Sunny 1.6i 16V Coupé (B12)	8/87-89	CA16DE	1597	DOHC	200x21x18	QKT1696AF	Q90521	C1031AF	CCT586
Sunny 1.6i 16V Wagon (Y10)	2/93-10/95	GA16DE	1597	DOHC	190x20.6x18	QKT1427AF	Q90231	C1712AF	CCT316
Sunny 1.7 D (B11)	9/82-86	CD17	1681	OHC	180x20x18	QKT150AF	Q90057	C817AF	CCT261
Sunny 1.7 D (N13)	9/86-12/91	CD17	1681	OHC	190x20.6x18	QKT570AF	Q90245	C1173AF	CCT316
Sunny 1.7 D Wagon (B12)	9/86-12/91	CD17	1681	OHC	190x20.6x18	QKT570AF	Q90245	C1173AF	CCT316
Sunny 1.8i 16V (N13)	7/89-12/91	CA18DE	1809	DOHC	216x25.4x24	QKT661AF	Q90254	C1088AF	CCT348
Sunny 1.8i 16V Coupé (B12)	3/89-12/91	CA18DE	1809	DOHC	216x25.4x24	QKT661AF	Q90254	C1088AF	CCT348
Sunny 2.0i GTi 16V (N14)	1/92-95	SR20DE	1998	DOHC	215x20.6x18	QKT1447AF	Q90254	C1689AF	CCT316
Sunny 2.0i GTi-R Turbo 16V 4x4 (N14)	4/92-93	SR20DET	1998	DOHC	240x25.6x24	QKT1697AF	Q90820	C1827AF	CCT518
Sunny 2.0 D (N14)	6/92-10/95	CD20	1974	OHC	200x20.6x18	QKT1439AF	Q90521	C1715AF	CCT261
Terrano II 2.4i 12V (R20)	7/93-98	KA24E	2389	OHC	242x25.7x24	QKT1770AF	-	-	CCT604
Terrano II 2.7 TD (R20)	7/93-6/96	TD27T	2663	OHV	242x25.7x24	QKT1771AF	-	-	CCT518
Terrano II 2.7 TD (R20)	7/96-	TD27T	2663	OHV	250x25.7x24	QKT1772AF	-	-	CCT518
Violet 1.4 140J (A10)	1977-81	A14	1397	OHC	180x20x18	QKT115AF	Q90057	C817AF	CCT93
Violet 1.6 160J (710)	1973-77	L16S	1595	OHC	200x25.4x24	QKT131AF	Q90192	C818AF	CCT93
Violet 1.6 160J (A10)	1977-81	L16S	1595	OHC	200x25.4x24	QKT131AF	Q90192	C818AF	CCT93
Violet 1.6 160J SSS (710)	1975-77	L16T	1595	OHC	200x25.4x24	QKT131AF	Q90192	C818AF	CCT93
Violet 1.6 160J SSS (A10)	1977-81	L16T	1595	OHC	200x25.4x24	QKT131AF	Q90192	C818AF	CCT93

## NISSAN

620 1.5	1975-80	J15	1483	OHV	200x25.4x24	QKT131AF	Q90192	C818AF	CCT93
720 1.6	1979-81	J16	1567	OHV	200x25.4x24	QKT131AF	Q90192	C818AF	CCT93
720 1.8	1979-86	L18	1770	OHC	225x25.4x24	QKT323AF	Q90187	C995AF	CCT93
720 2.2 4x4	1983-85	Z22	2188	OHC	225x25.4x24	QKT323AF	Q90187	C995AF	CCT93
720 2.4 4x4	1983-86	Z24	2389	OHC	225x25.4x24	QKT567AF	Q90210	C1120AF	CCT93
D21 2.0	4/86-93	Z20	1952	OHC	240x25.4x24	QKT1062AF	Q90224	C1079AF	CCT93
D21 2.3 D	9/85-87	SD23	2289	OHV	225x25.4x24	QKT567AF	Q90210	C1120AF	CCT93
D21 2.4 4x4	5/86-3/92	Z24	2388	OHC	240x25.4x24	QKT1062AF	Q90224	C1079AF	CCT93
D21 2.4 4x4	4/92-94	KA24E	2389	OHC	240x25.4x24	QKT1687AF	Q90822	C1079AF	CCT93
D21 2.5 D	9/85-87	SD25	2488	OHV	225x25.4x24	QKT567AF	Q90210	C1120AF	CCT93
D21 2.5 D	1/88-98	TD25	2494	OHV	225x25.4x24	QKT1515AF	Q90210	C1120AF	CCT557
D21 2.5 D 4x4	1/88-98	TD25	2494	OHV	225x25.4x24	QKT1515AF	Q90210	C1120AF	CCT557



## ... NISSAN

D22 2.4i 4x4	6/97-	KA24E	2389	OHC	240x25.4x24	<b>QKT2014AF</b>	<b>Q90882</b>	<b>C1079AF</b>	<b>CCT550</b>
D22 2.5 D	6/97-	TD25	2494	OHV	240x25x24	<b>QKT2025AF</b>	<b>Q90605</b>	<b>C1562AF</b>	<b>CCT614</b>
D22 2.5 TD 4x4	6/97-	TD25TI	2494	OHV	-	-	-	-	<b>CCT557</b>
Cabstar 2.0 (F20)	1976-82	H20	1982	OHV	225x25.4x24	<b>QKT323AF</b>	<b>Q90187</b>	<b>C995AF</b>	<b>CCT93</b>
Cabstar 2.0 (F22)(-ch.530560)	1/82-10/84	Z20	1952	OHC	225x25.4x24	<b>QKT323AF</b>	<b>Q90187</b>	<b>C995AF</b>	<b>CCT93</b>
Cabstar 2.0 (F22)(ch.530561-)	11/84-8/92	Z20	1952	OHC	240x25.4x24	<b>QKT1062AF</b>	<b>Q90224</b>	<b>C1079AF</b>	<b>CCT93</b>
Cabstar 2.0 (F23)	10/92-94	NA20S	1998	OHC	240x25.4x24	<b>QKT1062AF</b>	<b>Q90224</b>	<b>C1079AF</b>	<b>CCT93</b>
Cabstar 2.3 D (F22)	5/87-3/90	TD23	2289	OHV	240x25x24	<b>QKT1210AF</b>	<b>Q90605</b>	<b>C1562AF</b>	<b>CCT93</b>
Cabstar 2.5 D (F22)	7/85-87	SD25	2488	OHV	240x25.6x24	<b>QKT715AF</b>	<b>Q90223</b>	<b>C1245AF</b>	<b>CCT93</b>
Cabstar 2.5 D (F22,F23)	6/89-97	TD25	2495	OHV	240x25x24	<b>QKT1210AF</b>	<b>Q90605</b>	<b>C1562AF</b>	<b>CCT93</b>
Cabstar 2.7 D (F22)	10/86-92	TD27	2663	OHV	240x25x24	<b>QKT1210AF</b>	<b>Q90605</b>	<b>C1562AF</b>	<b>CCT93</b>
Sunny 1.3 (B11)	1983-92	E13S	1270	OHC	180x20x18	<b>QKT150AF</b>	<b>Q90057</b>	<b>C817AF</b>	<b>CCT261</b>
Sunny 1.5 (B310)	1981-83	A15	1488	OHV	180x20x18	<b>QKT115AF</b>	<b>Q90057</b>	<b>C817AF</b>	<b>CCT93</b>
Sunny 1.7 D (Y10)	8/92-96	CD17	1681	OHC	215x20.6x18	<b>QKT1698AF</b>	<b>Q90254</b>	<b>C1830AF</b>	<b>CCT316</b>
Trade 2.0 D (BFR)	11/85-3/93	LD20	1952	OHC	215x25.7x24	<b>QKT1610AF<sup>13</sup></b>	-	-	-
Trade 2.0 D (371,373)	4/93-97	LD20	1952	OHC	215x25.7x24	<b>QKT1610AF<sup>13</sup></b>	-	-	-
Trade 2.8 D (BFR)	11/85-94	A428II	2820	OHV	242x28.6x10	<b>QKT1611AF<sup>13</sup></b>	-	-	-
Urvan 2.0 (E20,23)	1975-2/85	H20,Z20	1952	OHC	225x25.4x24	<b>QKT323AF</b>	<b>Q90187</b>	<b>C995AF</b>	<b>CCT93</b>
Urvan 2.0 (E23,24)	3/85-94	Z20,Z20S	1952	OHC	240x25.4x24	<b>QKT1062AF</b>	<b>Q90224</b>	<b>C1079AF</b>	<b>CCT93</b>
Urvan 2.3 D (E23)	4/82-2/85	SD23	2289	OHV	225x25.4x24	<b>QKT323AF</b>	<b>Q90187</b>	<b>C995AF</b>	<b>CCT93</b>
Urvan 2.3 D (E23)	3/85-6/87	SD23	2289	OHV	240x25.4x24	<b>QKT1699AF</b>	<b>Q90223</b>	<b>C1079AF</b>	<b>CCT93</b>
Urvan 2.3 D (E24)	6/87-2/89	TD23	2289	OHV	240x25x24	<b>QKT1211AF</b>	<b>Q90605</b>	<b>C1562AF</b>	<b>CCT518</b>
Urvan 2.5 D (E24)	3/89-96	TD25	2494	OHV	240x25x24	<b>QKT1211AF</b>	<b>Q90605</b>	<b>C1562AF</b>	<b>CCT518</b>
Vanette 1.5 (C120)	1979-1/86	A15	1488	OHV	180x20x18	<b>QKT115AF</b>	<b>Q90057</b>	<b>C817AF</b>	<b>CCT93</b>
Vanette 1.5 (C220)	2/86-95	A15	1488	OHV	180x20x18	<b>QKT115AF</b>	<b>Q90057</b>	<b>C817AF</b>	<b>CCT93</b>
Vanette 2.0 D (C120,220)	10/81-7/91	LD20	1952	OHC	200x25.4x24	<b>QKT525AF</b>	<b>Q90192</b>	<b>C1246AF</b>	<b>CCT93</b>
Vanette 2.0 D (C220)	8/91-94	LD20	1952	OHC	200x25.4x24	<b>QKT1965AF</b>	<b>Q90192</b>	<b>C1246AF</b>	<b>CCT604</b>
Vanette Cargo 1.6i 16V (C23)	3/96-	GA16DE	1597	DOHC	200x25.6x24	<b>QKT1940AF</b>	-	-	<b>CCT604</b>
Vanette Cargo 2.3 D (C23)	1/95-	LD23	2283	OHC	200x25.4x24	<b>QKT1966AF</b>	<b>Q90666</b>	<b>C1246AF</b>	<b>CCT604</b>

## OPEL

Ascona A 1.2	8/71-75	12S	1196	OHV	180x18x14	<b>QKT122AF</b>	<b>Q90042</b>	<b>C844AF</b>	<b>CCT64</b>
Ascona A 1.6	8/70-75	16N	1584	OHC	203x25x14	<b>QKT116AF</b>	<b>Q90012</b>	<b>C745AF</b>	<b>CCT105</b>
Ascona A 1.9	8/70-75	19S	1897	OHC	203x25x14	<b>QKT116AF</b>	<b>Q90012</b>	<b>C745AF</b>	<b>CCT105</b>
Ascona B 1.2	8/75-79	12N,12S	1196	OHV	180x18x14	<b>QKT122AF</b>	<b>Q90042</b>	<b>C844AF</b>	<b>CCT64</b>
Ascona B 1.3	3/79-8/81	13N,13S	1297	OHC	190x18x14	<b>QKT147AF</b>	<b>Q90086</b>	<b>C918AF</b>	<b>CCT105</b>
Ascona B 1.6	8/75-8/81	16N,16S	1584	OHC	203x25x14	<b>QKT116AF</b>	<b>Q90012</b>	<b>C745AF</b>	<b>CCT105</b>
Ascona B 1.6 Y	8/75-8/81	16N,16S	1584	OHC	228x25x14	<b>QKT133AF</b>	<b>Q90060</b>	<b>C865AF</b>	<b>CCT105</b>
Ascona B 1.9	8/75-8/81	19N,19S,19E	1897	OHC	203x25x14	<b>QKT116AF</b>	<b>Q90012</b>	<b>C745AF</b>	<b>CCT105</b>
Ascona B 1.9 Y	8/75-8/81	19N,19S,19E	1897	OHC	228x25x14	<b>QKT133AF</b>	<b>Q90060</b>	<b>C865AF</b>	<b>CCT105</b>
Ascona B 2.0	8/78-8/81	20S	1979	OHC	203x25x14	<b>QKT116AF</b>	<b>Q90012</b>	<b>C745AF</b>	<b>CCT105</b>
Ascona B 2.0 Y	8/78-8/81	20S	1979	OHC	228x25x14	<b>QKT133AF</b>	<b>Q90060</b>	<b>C865AF</b>	<b>CCT105</b>
Ascona B 2.0i	8/78-8/81	20E	1979	OHC	215x25x14	<b>QKT173AF</b>	<b>Q90150</b>	<b>C998AF</b>	<b>CCT105</b>
Ascona B 2.0 D	10/78-8/81	20D	1998	OHC	228x25x14	<b>QKT133AF</b>	<b>Q90060</b>	<b>C865AF</b>	<b>CCT105</b>
Ascona C 1.3	9/81-7/86	13N,13S	1297	OHC	190x18x14	<b>QKT147AF</b>	<b>Q90086</b>	<b>C918AF</b>	<b>CCT105</b>
Ascona C 1.3	8/86-8/88	13N,13S	1297	OHC	190x18x14	<b>QKT628AF</b>	<b>Q10058</b>	<b>C1044AF</b>	<b>CCT314</b>
Ascona C 1.6 (16N)(F16 ) (14054370)	9/81-7/86	16N	1598	OHC	200x20x24	<b>QKT299AF</b>	<b>Q90106</b>	<b>C1048AF</b>	<b>CCT258</b>
Ascona C 1.6 (16N)(F16 ) (14054371-)	8/86-8/88	16N	1598	OHC	200x20x24	<b>QKT350AF</b>	<b>Q10046</b>	<b>C1048AF</b>	<b>CCT331</b>
Ascona C 1.6 (16SH)(F16 ) (14391114)	9/81-7/86	16SH	1598	OHC	200x20x24	<b>QKT299AF</b>	<b>Q90106</b>	<b>C1048AF</b>	<b>CCT258</b>
Ascona C 1.6 (16SH)(F16 ) (14391115-)	8/86-8/88	16SH	1598	OHC	200x20x24	<b>QKT350AF</b>	<b>Q10046</b>	<b>C1048AF</b>	<b>CCT331</b>
Ascona C 1.6 (16SV)(F13 )	8/86-8/88	16SV,C16LZ	1598	OHC	200x18x14	<b>QKT375AF</b>	<b>Q10049</b>	<b>C1083AF</b>	<b>CCT314</b>
Ascona C 1.6 D (F16 ) (14310804)	3/82-85	16D	1598	OHC	215x20.5x24	<b>QKT352AF</b>	<b>Q90195</b>	<b>C1095AF</b>	<b>CCT258</b>
Ascona C 1.6 D (F16 ) (14310805-14498630)	1985-86	16D,16DA	1598	OHC	200x20x24	<b>QKT315AF</b>	<b>Q90195</b>	<b>C1048AF</b>	<b>CCT258</b>
Ascona C 1.6 D (F16 ) (14498631-)	1986-8/88	16DA	1598	OHC	200x20x24	<b>QKT350AF</b>	<b>Q10046</b>	<b>C1048AF</b>	<b>CCT331</b>
Ascona C 1.6 D (F13 )	8/86-8/88	16DA	1598	OHC	200x18x14	<b>QKT375AF</b>	<b>Q10049</b>	<b>C1083AF</b>	<b>CCT314</b>
Ascona C 1.8	8/86-8/88	S18NV,E18NV	1796	OHC	200x20x24	<b>QKT350AF</b>	<b>Q10046</b>	<b>C1048AF</b>	<b>CCT331</b>
Ascona C 1.8i (14348330)	9/82-7/86	18E	1796	OHC	215x20.5x24	<b>QKT373AF</b>	<b>Q90195</b>	<b>C1038AF</b>	<b>CCT258</b>
Ascona C 1.8i (14348331-)	8/86-8/88	18SE	1796	OHC	215x20.5x24	<b>QKT374AF</b>	<b>Q10047</b>	<b>C1038AF</b>	<b>CCT331</b>
Ascona C 1.8i	1/85-7/86	C18NE	1796	OHC	200x20x24	<b>QKT299AF</b>	<b>Q90106</b>	<b>C1048AF</b>	<b>CCT258</b>
Ascona C 2.0i (F13 )	8/86-8/88	20NE,C20NE	1998	OHC	215x20.5x24	<b>QKT1819AF</b>	<b>Q10047</b>	<b>C1095AF</b>	<b>CCT314</b>
Ascona C 2.0i (F16 )	8/86-8/88	20NE,C20NE	1998	OHC	215x20.5x24	<b>QKT374AF</b>	<b>Q10047</b>	<b>C1038AF</b>	<b>CCT331</b>

13

Kit only - Vendu seulement en kit - Nur als Satz Verfügbar  
 Heavy Duty Version - Verstärkte Ausführung - Version Renforcée  
 Gearbox - Boîte de vitesse - Getriebe  
 Engine - Moteur - Motor



CC



## ... OPEL

Astra F 1.4	10/91-94	14NV	1389	OHC	190x18x14	<b>QKT628AF</b>	<b>Q10058</b>	<b>C1044AF</b>	<b>CCT314</b>
Astra F 1.4i 8V	10/91-98	C14NZ,C14SE	1389	OHC	190x18x14	<b>QKT628AF</b>	<b>Q10058</b>	<b>C1044AF</b>	<b>CCT314</b>
Astra F 1.4i 16V	7/94-98	X14XE	1389	DOHC	200x18x14	<b>QKT1550AF</b>	<b>Q10082</b>	<b>C1683AF</b>	<b>CCT314</b>
Astra F 1.6i	10/91-93	C16NZ	1598	OHC	200x18x14	<b>QKT375AF</b>	<b>Q10049</b>	<b>C1083AF</b>	<b>CCT314</b>
Astra F 1.6i (● -02V78522)	10/91-94	C16SE	1598	OHC	200x18x14	<b>QKT375AF</b>	<b>Q10049</b>	<b>C1083AF</b>	<b>CCT314</b>
Astra F 1.6i (● 02V78523-)	10/91-94	C16SE	1598	OHC	200x18x14	<b>QKT770AF</b>	<b>Q90295</b>	<b>C1083AF</b>	<b>CCT314</b>
Astra F 1.6i	9/94-98	X16SZ,X16SZR	1598	OHC	200x18x14	<b>QKT375AF</b>	<b>Q10049</b>	<b>C1083AF</b>	<b>CCT314</b>
Astra F 1.6i	9/94-98	16LZ2,16NZ2	1598	OHC	215x20.5x24	<b>QKT771AF</b>	<b>Q10071</b>	<b>C1623AF</b>	<b>CCT331</b>
Astra F 1.6i 16V	10/94-98	X16XEL	1598	DOHC	200x18x14	<b>QKT770AF</b>	<b>Q90295</b>	<b>C1083AF</b>	<b>CCT314</b>
Astra F 1.7 D	10/91-95	17D	1699	OHC	200x18x14	<b>QKT375AF</b>	<b>Q10049</b>	<b>C1083AF</b>	<b>CCT314</b>
Astra F 1.7 TD	10/91-98	Isuzu - 17DT	1686	OHC	200x20x24	<b>QKT1069AF</b>	<b>Q90295</b>	<b>C1048AF</b>	<b>CCT331</b>
Astra F 1.7 TD LPT (● -14102108)	9/94-98	GM - X17DTL	1699	OHC	200x18x14	<b>QKT375AF</b>	<b>Q10049</b>	<b>C1083AF</b>	<b>CCT314</b>
Astra F 1.7 TD LPT (● 14102109-)	9/94-98	GM - X17DTL	1699	OHC	200x18x14	<b>QKT770AF</b>	<b>Q90295</b>	<b>C1083AF</b>	<b>CCT314</b>
Astra F 1.8i 8V (F15 ) (● -14330715)	10/91-94	C18NZ	1798	OHC	215x20.5x24	<b>QKT1819AF</b>	<b>Q10047</b>	<b>C1095AF</b>	<b>CCT314</b>
Astra F 1.8i 8V (F15 ) (● 14330716-)	10/91-94	C18NZ	1796	OHC	215x20.5x24	<b>QKT1851AF</b>	<b>Q10071</b>	<b>C1623AF</b>	<b>CCT314</b>
Astra F 1.8i 8V (F16,18 ) (● -14330715)	10/91-94	C18NZ	1796	OHC	215x20.5x24	<b>QKT374AF</b>	<b>Q10047</b>	<b>C1038AF</b>	<b>CCT331</b>
Astra F 1.8i 8V (F16,18 ) (● 14330716-)	10/91-94	C18NZ	1796	OHC	215x20.5x24	<b>QKT771AF</b>	<b>Q10071</b>	<b>C1623AF</b>	<b>CCT331</b>
Astra F 1.8i 16V	6/93-98	C/X18SEL/XE/XEL	1798	DOHC	215x20.5x24	<b>QKT771AF</b>	<b>Q10071</b>	<b>C1623AF</b>	<b>CCT331</b>
Astra F 2.0i 8V (● -14330715)	10/91-94	C20NE	1998	OHC	215x20.5x24	<b>QKT374AF</b>	<b>Q10047</b>	<b>C1038AF</b>	<b>CCT331</b>
Astra F 2.0i 8V (● 14330716-)	10/91-94	C20NE	1998	OHC	215x20.5x24	<b>QKT771AF</b>	<b>Q10071</b>	<b>C1623AF</b>	<b>CCT331</b>
Astra F 2.0i 16V (● -14128448)	10/91-92	C20XE	1998	DOHC	228x20.5x24	<b>QKT632AF</b>	<b>Q90248</b>	<b>C1119AF</b>	<b>CCT331</b>
Astra F 2.0i 16V (● 14128449-)	1992-94	C20XE	1998	DOHC	228x20.7x24	<b>QKT769AF</b>	<b>Q10070</b>	<b>C1223AF</b>	<b>CCT331</b>
Astra F 2.0i 16V	9/94-98	X20XEV	1998	DOHC	215x20.5x24	<b>QKT771AF</b>	<b>Q10071</b>	<b>C1623AF</b>	<b>CCT331</b>
Astra G 1.2i 16V	1998-	X12XE	1199	DOHC	190x18x14	<b>QKT1982AF<sup>12</sup></b>	<b>Q10058</b>	<b>C1044AF</b>	-
Astra G 1.2i 16V (F13,F17 )	1998-	X12XE	1199	DOHC	190x18x14	<b>QKT2177AF<sup>16</sup></b>	<b>Q10058</b>	<b>C1044AF</b>	<b>CSC003</b>
Astra G 1.2i 16V (F23 )	1998-	X12XE	1199	DOHC	190x18x14	<b>QKT2178AF<sup>16</sup></b>	<b>Q10058</b>	<b>C1044AF</b>	<b>CSC014</b>
Astra G 1.4i 16V	1998-	X14XE	1389	DOHC	200x18x14	<b>QKT1983AF<sup>12</sup></b>	<b>Q10082</b>	<b>C1683AF</b>	-
Astra G 1.4i 16V (F13,F17 )	1998-	X14XE	1389	DOHC	200x18x14	<b>QKT2179AF</b>	<b>Q10082</b>	<b>C1683AF</b>	<b>CSC003</b>
Astra G 1.4i 16V (F23 )	1998-	X14XE	1389	DOHC	200x18x14	<b>QKT2180AF<sup>16</sup></b>	<b>Q10082</b>	<b>C1683AF</b>	<b>CSC014</b>
Astra G 1.6i	1998-	X16SZR	1598	OHC	200x18x14	<b>QKT1983AF<sup>12</sup></b>	<b>Q10082</b>	<b>C1683AF</b>	-
Astra G 1.6i (F13,F17 )	1998-	X16SZR	1598	OHC	200x18x14	<b>QKT2179AF<sup>16</sup></b>	<b>Q10082</b>	<b>C1683AF</b>	<b>CSC003</b>
Astra G 1.6i (F23 )	1998-	X16SZR	1598	OHC	200x18x14	<b>QKT2180AF<sup>16</sup></b>	<b>Q10082</b>	<b>C1683AF</b>	<b>CSC014</b>
Astra G 1.6i 16V	1998-	X16XEL	1598	DOHC	200x18x14	<b>QKT1913AF<sup>12</sup></b>	<b>Q90295</b>	<b>C1683AF</b>	-
Astra G 1.6i 16V (F13,F17 )	1998-	X16XEL	1598	DOHC	200x18x14	<b>QKT2181AF<sup>16</sup></b>	<b>Q90295</b>	<b>C1683AF</b>	<b>CSC003</b>
Astra G 1.6i 16V (F23 )	1998-	X16XEL	1598	DOHC	200x18x14	<b>QKT2182AF<sup>16</sup></b>	<b>Q90295</b>	<b>C1683AF</b>	<b>CSC014</b>
Astra G 1.7 TD	1998-	X17DTL	1699	OHC	200x18x14	<b>QKT1985AF<sup>12</sup></b>	<b>Q90295</b>	<b>C1083AF</b>	-
Astra G 1.7 TD (F13,F17 )	1998-	X17DTL	1699	OHC	200x18x14	<b>QKT2183AF<sup>16</sup></b>	<b>Q90295</b>	<b>C1083AF</b>	<b>CSC003</b>
Astra G 1.7 TD (F23 )	1998-	X17DTL	1699	OHC	200x18x14	<b>QKT2184AF<sup>16</sup></b>	<b>Q90295</b>	<b>C1083AF</b>	<b>CSC014</b>
Astra G 1.8i 16V	1998-	X18XE1	1796	DOHC	205x18.7x14	<b>QKT1986AF<sup>12</sup></b>	-	-	-
Astra G 1.8i 16V (F13,F17 )	1998-	X18XE1	1796	DOHC	205x18.7x14	<b>QKT2185AF<sup>16</sup></b>	-	-	<b>CSC003</b>
Astra G 1.8i 16V (F23 )	1998-	X18XE1	1796	DOHC	205x18.7x14	<b>QKT2186AF<sup>16</sup></b>	-	-	<b>CSC014</b>
Astra G 2.0i 16V (F18 )	1998-	X20XEV	1998	DOHC	215x20.5x24	<b>QKT1987AF<sup>12</sup></b>	<b>Q10071</b>	<b>C1623AF</b>	-
Astra G 2.0i 16V (F18 )	1998-	X20XEV	1998	DOHC	215x20.5x24	<b>QKT2187AF<sup>16</sup></b>	<b>Q10071</b>	<b>C1623AF</b>	<b>CSC007</b>
Astra G 2.0i 16V (F23 )	1998-	X20XEV	1998	DOHC	-	-	-	-	<b>CSC014<sup>15</sup></b>
Astra G 2.0i 16V	11/99-	X20XER	1998	DOHC	-	-	-	-	<b>CSC014<sup>15</sup></b>
Astra G 2.0 Di (F18 )	1998-	X20DTL	1995	OHC	228x20.7x24	<b>QKT1931AF<sup>12</sup></b>	<b>Q10070</b>	<b>C1223AF</b>	-
Astra G 2.0 Di (F18 )	1998-	X20DTL	1995	OHC	228x20.7x24	<b>QKT2173AF<sup>16</sup></b>	<b>Q10070</b>	<b>C1223AF</b>	<b>CSC007</b>
Astra G 2.0 Di (F23 )	1998-	X20DTL	1995	OHC	-	-	-	-	<b>CSC014<sup>15</sup></b>
Astra G 2.0 DTi	8/99-	Y20DTH	1995	OHC	-	-	-	-	<b>CSC014<sup>15</sup></b>
Calibra 2.0i (● -14608700)	1990-92	C20NE	1998	OHC	215x20.5x24	<b>QKT374AF</b>	<b>Q10047</b>	<b>C1038AF</b>	<b>CCT331</b>
Calibra 2.0i (● 14608701-)	1992-98	C20NE	1998	OHC	215x20.5x24	<b>QKT771AF</b>	<b>Q10071</b>	<b>C1623AF</b>	<b>CCT331</b>
Calibra 2.0i 4x4 (● -14608700)	1990-92	C20NE	1998	OHC	215x20.5x24	<b>QKT374AF</b>	<b>Q10047</b>	<b>C1038AF</b>	<b>CCT331</b>
Calibra 2.0i 4x4 (● 14608701-)	1992-95	C20NE	1998	OHC	215x20.5x24	<b>QKT771AF</b>	<b>Q10071</b>	<b>C1623AF</b>	<b>CCT331</b>
Calibra 2.0i 16V (● -14128448)	1990-92	C20XE	1998	DOHC	228x20.5x24	<b>QKT632AF</b>	<b>Q90248</b>	<b>C1119AF</b>	<b>CCT331</b>
Calibra 2.0i 16V (● 14128449-)	1992-94	C20XE	1998	DOHC	228x20.7x24	<b>QKT769AF</b>	<b>Q10070</b>	<b>C1223AF</b>	<b>CCT331</b>
Calibra 2.0i 16V (Ecotec)	2/94-98	X20XEV	1998	DOHC	215x20.5x24	<b>QKT771AF</b>	<b>Q10071</b>	<b>C1623AF</b>	<b>CCT331</b>
Calibra 2.0i 16V 4x4 (● -14128448)	1990-92	C20XE	1998	DOHC	228x20.5x24	<b>QKT632AF</b>	<b>Q90248</b>	<b>C1119AF</b>	<b>CCT331</b>
Calibra 2.0i 16V 4x4 (● 14128449-)	1992-94	C20XE	1998	DOHC	228x20.7x24	<b>QKT769AF</b>	<b>Q10070</b>	<b>C1223AF</b>	<b>CCT331</b>
Calibra 2.0i 16V Turbo 4x4	1992-96	C20LET	1998	DOHC	228x25x14	<b>QKT1310AF</b>	-	-	<b>CCT331</b>
Calibra 2.5i V6 24V (-ch...S)	5/93-10/95	C25XE	2498	V6	230x25x14	<b>QKT1314AF<sup>13</sup></b>	-	-	-
Calibra 2.5i V6 24V (ch.T....)	10/95-98	C25XE	2498	V6	228x25x14	<b>QKT1898AF<sup>13</sup></b>	-	-	-
Commodore B 2.5	1972-74	25S	2490	OHC	228x25x14	<b>QKT133AF</b>	<b>Q90060</b>	<b>C865AF</b>	<b>CCT105</b>
Commodore B 2.8	1973-77	28H	2784	OHC	228x25x14	<b>QKT133AF</b>	<b>Q90060</b>	<b>C865AF</b>	<b>CCT105</b>
Commodore C 2.5	1978-83	25E,25S	2490	OHC	228x25x14	<b>QKT133AF</b>	<b>Q90060</b>	<b>C865AF</b>	<b>CCT105</b>

12 2-in-1 Kit (Cover & Plate) - Kit de 2 pieces (Mécanisme & Disque) - Satz enthält nur Automat und Scheibe

13 Kit only - Vendu seulement en kit - Nur als Satz Verfügbar

15 Concentric Slave Cylinder - Butée hydraulique concentrique - Hydraulischer Zentralausrücker

16 Kit including Concentric Slave Cylinder - Kit incluant la butée hydraulique - Satz enthält Hydraulischer Zentralausrücker

Gearbox - Boîte de vitesse - Getriebe

● Engine - Moteur - Motor



*Opel page*

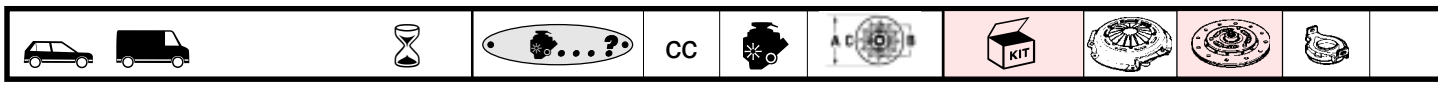


CC



## ... OPEL

Corsa A 1.0 (● -3431955)	9/82-6/86	10S	993	OHV	190x18x14	QKT147AF	Q90086	C918AF	CCT105
Corsa A 1.0 (● 3431956-)	7/86-93	10S	993	OHV	190x18x14	QKT628AF	Q10058	C1044AF	CCT314
Corsa A 1.2	9/82-6/86	12S	1196	OHC	190x18x14	QKT147AF	Q90086	C918AF	CCT105
Corsa A 1.2	7/86-90	12S	1196	OHC	190x18x14	QKT628AF	Q10058	C1044AF	CCT314
Corsa A 1.2 (● -1129939)	9/82-6/86	12N	1196	OHV	190x18x14	QKT147AF	Q90086	C918AF	CCT105
Corsa A 1.2 (● 1129940-)	7/86-90	12N	1196	OHV	190x18x14	QKT628AF	Q10058	C1044AF	CCT314
Corsa A 1.2i	9/90-93	C12NZ	1196	OHC	190x18x14	QKT628AF	Q10058	C1044AF	CCT314
Corsa A 1.3	9/82-7/86	13N,13S	1297	OHC	190x18x14	QKT147AF	Q90086	C918AF	CCT105
Corsa A 1.3	7/86-90	13N,13S	1297	OHC	190x18x14	QKT628AF	Q10058	C1044AF	CCT314
Corsa A 1.4	9/89-93	14NV	1389	OHC	190x18x14	QKT628AF	Q10058	C1044AF	CCT314
Corsa A 1.4i	9/89-93	C14NZ	1389	OHC	190x18x14	QKT628AF	Q10058	C1044AF	CCT314
Corsa A 1.5 D	9/87-93	4EC1	1488	OHC	190x18x14	QKT659AF	Q90295	C1235AF	CCT314
Corsa A 1.5 TD	3/88-93	T4EC1	1488	OHC	190x18x14	QKT659AF	Q90295	C1235AF	CCT314
Corsa A 1.6i	9/87-93	C16NZ,C16SEI	1598	OHC	200x18x14	QKT375AF	Q10049	C1083AF	CCT314
Corsa B 1.0i 12V	4/97-8/00	X10XE	973	DOHC	190x18x14	QKT659AF	Q90295	C1235AF	CCT314
Corsa B 1.2i	3/93-99	12NZ,C12NZ,X12SZ	1196	OHC	190x18x14	QKT628AF	Q10058	C1044AF	CCT314
Corsa B 1.2i 16V	8/98-8/00	X12XE	1199	DOHC	190x18x14	QKT628AF	Q10058	C1044AF	CCT314
Corsa B 1.4i	3/93-8/98	C14NZ,C14SE,X14SZ	1389	OHC	190x18x14	QKT628AF	Q10058	C1044AF	CCT314
Corsa B 1.4i 16V	8/94-8/00	X14XE	1389	DOHC	200x18x14	QKT1550AF	Q10082	C1683AF	CCT314
Corsa B 1.5 D	3/93-97	15D,X15D	1488	OHC	190x18x14	QKT659AF	Q90295	C1235AF	CCT314
Corsa B 1.5 TD	3/93-8/00	15TD,X15TD	1488	OHC	190x18x14	QKT659AF	Q90295	C1235AF	CCT314
Corsa B 1.6i 16V	3/93-8/00	C16XE,X16XE,C16SEL	1598	DOHC	200x18x14	QKT770AF	Q90295	C1083AF	CCT314
Corsa B 1.7 D	7/95-8/00	17D,X17D	1686	OHC	190x18x14	QKT659AF	Q90295	C1235AF	CCT314
Frontera A 2.0i 4x4	10/91-3/95	C20NE	1998	OHC	215X25.6X24	QKT1474AF	Q10047	C1723AF	-
Frontera A 2.0i 4x4 (● -TV817970)	4/95-98	X20SE	1998	OHC	215x25.6x24	QKT1881AF <sup>13</sup>	-	-	-
Frontera A 2.0i 4x4 (● TV817971-)	4/95-98	X20SE	1998	OHC	215X25.6X24	QKT1474AF	Q10047	C1723AF	-
Frontera A 2.2i 16V 4x4	4/95-98	X22XE	2198	DOHC	240x25.6x24	QKT1475AF <sup>13</sup>	-	-	-
Frontera A 2.3 TD 4x4	10/91-95	23DTR	2260	OHC	240x25.6x24	QKT1477AF <sup>13</sup>	-	-	-
Frontera A 2.4i 4x4	10/91-3/95	C24NE	2410	OHC	240x25.6x24	QKT1476AF <sup>13</sup>	-	C1725AF	-
Frontera A 2.5 TD 4x4	8/96-98	25DTS	2499	OHV	240x25.6x24	QKT1930AF <sup>13</sup>	-	-	-
Frontera A 2.8 TD 4x4	4/95-96	4JB1-TC	2771	OHV	250x25.5x24	QKT1478AF	Q10086	C1727AF	CCT382
Frontera B 2.2i 16V 4x4	10/98-	X22SE	2198	DOHC	240x25.6x24	QKT1475AF <sup>13</sup>	-	-	-
Frontera B 3.2i V6 24V 4x4	10/98-	6VD1-W	3165	V6	-	-	-	-	CCT546
Kadett A 1.0	10/62-65	10N	1000	OHV	170x18x14	QKT124AF	Q90003	C526AF	CCT64
Kadett A 1.1	10/62-65	11N	1078	OHV	170x18x14	QKT124AF	Q90003	C526AF	CCT64
Kadett B 1.0	9/65-73	10N	1000	OHV	170x18x14	QKT124AF	Q90003	C526AF	CCT64
Kadett B 1.1	9/65-73	11N	1078	OHV	170x18x14	QKT124AF	Q90003	C526AF	CCT64
Kadett B 1.2	9/65-73	12S	1176	OHV	170x18x14	QKT124AF	Q90003	C526AF	CCT64
Kadett B 1.2 Rallye	9/65-73	12S	1176	OHV	180x18x14	QKT122AF	Q90042	C844AF	CCT64
Kadett B 1.5	9/65-73	15S	1492	OHV	203x25x14	QKT116AF	Q90012	C745AF	CCT105
Kadett B 1.7	9/65-73	17S	1690	OHV	203x25x14	QKT116AF	Q90012	C745AF	CCT105
Kadett B 1.7 Rallye	1968-73	17S	1690	OHV	203x25x14	QKT116AF	Q90012	C745AF	CCT105
Kadett B 1.9	10/67-73	19S	1897	OHV	203x25x14	QKT116AF	Q90012	C745AF	CCT105
Kadett B 1.9 Rallye	10/67-73	19S	1897	OHV	228x25x14	QKT133AF	Q90060	C865AF	CCT105
Kadett C 1.0	8/73-79	10N,10S	993	OHV	170x18x14	QKT124AF	Q90003	C526AF	CCT64
Kadett C 1.2 (● -1500001)	8/73-79	12N,12S	1196	OHV	170x18x14	QKT124AF	Q90003	C526AF	CCT64
Kadett C 1.2 (● 1500002-)	8/73-79	12N,12S	1196	OHV	180x18x14	QKT122AF	Q90042	C844AF	CCT64
Kadett C 1.6	9/76-79	16S	1584	OHC	203x25x14	QKT241AF	Q90191	C745AF	CCT105
Kadett C 1.9i	8/75-79	19E	1897	OHC	203x25x14	QKT241AF	Q90191	C745AF	CCT105
Kadett C 2.0i	9/77-79	20E	1979	OHC	215x25x14	QKT173AF	Q90150	C998AF	CCT105
Kadett D 1.0	9/79-8/84	10N,10S	993	OHV	170x18x14	QKT154AF	Q90086	C948AF	CCT105
Kadett D 1.2	9/79-8/84	12N	1196	OHV	170x18x14	QKT154AF	Q90086	C948AF	CCT105
Kadett D 1.2	9/79-8/84	12S	1196	OHV	190x18x14	QKT147AF	Q90086	C918AF	CCT105
Kadett D 1.2 Kombi	9/79-8/84	12N	1196	OHV	190x18x14	QKT147AF	Q90086	C918AF	CCT105
Kadett D 1.3	9/79-8/84	13N,13S	1297	OHC	190x18x14	QKT147AF	Q90086	C918AF	CCT105
Kadett D 1.6	9/81-8/84	16N,16S	1598	OHC	200x20x24	QKT299AF	Q90106	C1048AF	CCT258
Kadett D 1.6 D	3/82-8/84	16D	1598	OHC	215x20.5x24	QKT352AF	Q90195	C1095AF	CCT258
Kadett D 1.8i	3/83-8/84	18E	1796	OHC	215x20.5x24	QKT373AF	Q90195	C1038AF	CCT258
Kadett E 1.2 (● -1131436,19505999)	9/84-7/86	12SC	1196	OHV	190x18x14	QKT147AF	Q90086	C918AF	CCT105
Kadett E 1.2 (● 1131437,19506000-)	8/86-91	12SC	1196	OHV	190x18x14	QKT628AF	Q10058	C1044AF	CCT314
Kadett E 1.2 (● -1131436)	9/84-7/86	12ST	1196	OHC	190x18x14	QKT147AF	Q90086	C918AF	CCT105
Kadett E 1.2 (● 1131437-)	8/86-90	12ST	1196	OHC	190x18x14	QKT628AF	Q10058	C1044AF	CCT314
Kadett E 1.3 (● -1696057,19569999)	9/84-7/86	13N,13S	1297	OHC	190x18x14	QKT147AF	Q90086	C918AF	CCT105
Kadett E 1.3 (● 1696058-,19570000-)	8/86-90	13N,13S	1297	OHC	190x18x14	QKT628AF	Q10058	C1044AF	CCT314
Kadett E 1.4	9/89-91	14NV	1398	OHC	190x18x14	QKT628AF	Q10058	C1044AF	CCT314
Kadett E 1.4i	9/89-91	14NZ	1398	OHC	190x18x14	QKT628AF	Q10058	C1044AF	CCT314
Kadett E 1.5 TD	6/88-91	T4EC1	1488	OHC	200x20x24	QKT1069AF	Q90295	C1048AF	CCT331
Kadett E 1.6 (F16 )	9/84-7/86	16S	1598	OHC	200x20x24	QKT299AF	Q90106	C1048AF	CCT258
Kadett E 1.6 (F13 )	8/86-91	16SV	1598	OHC	200x18x14	QKT375AF	Q10049	C1083AF	CCT314
Kadett E 1.6i	8/86-91	C16LZ,C16NZ	1598	OHC	200x18x14	QKT375AF	Q10049	C1083AF	CCT314



**... OPEL**

Kadett E 1.6 D (F16 ) (-14310804)	9/84-7/86	16D	1598	OHC	215x20.5x24	QKT352AF	Q90195 <sup>1</sup>	C1095AF	CCT258 <sup>1</sup>
Kadett E 1.6 D (F16 ) (14310805 -14498630)	9/84-7/86	16D,16DA	1598	OHC	200x20x24	QKT315AF	Q90195 <sup>1</sup>	C1048AF	CCT258 <sup>1</sup>
Kadett E 1.6 D (F16 ) (14498631-)	8/86-89	16DA	1598	OHC	200x20x24	QKT611AF	Q10049	C1048AF	CCT331
Kadett E 1.6 D (F13 )	8/86-89	16DA	1598	OHC	200x18x14	QKT375AF	Q10049	C1083AF	CCT314
Kadett E 1.7 D (F13 )	9/89-91	17D	1699	OHC	200x18x14	QKT375AF	Q10049	C1083AF	CCT314
Kadett E 1.7 D (F16 )	9/89-91	17D	1699	OHC	200x20x24	QKT350AF	Q10046	C1048AF	CCT331
Kadett E 1.8 (F13 )	8/86-91	E18NV,S18NV	1796	OHC	200x20x24	QKT1961AF	Q10046	C1048AF	CCT314
Kadett E 1.8 (F16 )	8/86-91	E18NV,S18NV	1796	OHC	200x20x24	QKT350AF	Q10046	C1048AF	CCT331
Kadett E 1.8i	9/84-8/86	C18NT,C18NE	1796	OHC	200x20x24	QKT299AF	Q90106	C1048AF	CCT258
Kadett E 1.8i GSi (-14348330)	9/84-8/86	18E	1796	OHC	215x20.5x24	QKT373AF	Q90195 <sup>1</sup>	C1038AF	CCT258 <sup>1</sup>
Kadett E 1.8i GSi (14348331-)	8/86-91	18SE	1796	OHC	215x20.5x24	QKT374AF	Q10047 <sup>1</sup>	C1038AF	CCT331 <sup>1</sup>
Kadett E 2.0i 8V (F16 )	8/86-91	20SEH,SER,NE	1998	OHC	215x20.5x24	QKT374AF	Q10047	C1038AF	CCT331
Kadett E 2.0i 8V (F13 )	8/86-91	20SEH,SER,NE	1998	OHC	215x20.5x24	QKT1819AF	Q10047	C1095AF	CCT314
Kadett E 2.0i 16V	3/88-91	20XE,C20XE	1998	DOHC	228x20.5x24	QKT632AF	Q90248	C1119AF	CCT331
Manta A 1.2	1971-75	12S	1196	OHV	180x18x14	QKT122AF	Q90042	C844AF	CCT64
Manta A 1.6	1971-75	16S	1584	OHC	203x25x14	QKT116AF	Q90012	C745AF	CCT105
Manta A 1.9	1971-75	19S	1897	OHC	203x25x14	QKT116AF	Q90012	C745AF	CCT105
Manta B 1.2	8/75-79	12N,12S	1196	OHV	180x18x14	QKT122AF	Q90042	C844AF	CCT64
Manta B 1.3	3/79-83	13N,13S	1297	OHC	190x18x14	QKT147AF	Q90086	C918AF	CCT105
Manta B 1.6	8/75-81	16N,16S	1584	OHC	203x25x14	QKT116AF	Q90012	C745AF	CCT105
Manta B 1.6 Y	8/75-81	16N,16S	1584	OHC	228x25x14	QKT133AF	Q90060	C865AF	CCT105
Manta B 1.8 (-ch.H6000000)	9/81-7/86	18S	1796	OHC	203x25x14	QKT176AF	Q90106	C962AF	CCT105
Manta B 1.8 (ch.H6000001-)	8/86-89	18S	1796	OHC	203x25x14	QKT513AF	Q10046	C962AF	CCT314
Manta B 1.9	8/75-80	19N,19S,19E	1897	OHC	203x25x14	QKT116AF	Q90012	C745AF	CCT105
Manta B 1.9 Y	8/75-80	19N,19S,19E	1897	OHC	228x25x14	QKT133AF	Q90060	C865AF	CCT105
Manta B 2.0	8/77-83	20S	1979	OHC	203x25x14	QKT116AF	Q90012	C745AF	CCT105
Manta B 2.0 Y	8/77-83	20S	1979	OHC	228x25x14	QKT133AF	Q90060	C865AF	CCT105
Manta B 2.0i GTE (-ch.H6000000)	1/78-7/86	20E	1979	OHC	215x25x14	QKT173AF	Q90150	C998AF	CCT105
Manta B 2.0i GTE (ch.H6000001-)	8/86-88	20E	1979	OHC	215x25x14	QKT1114AF	Q90150	C998AF	CCT314
Monterey 3.0 TD 4x4	7/98-	4JX1T	2999	OHC	275	QKT2008AF	-	-	CCT546
Monterey 3.1 TD 4x4	1992-98	C4JG2	3059	OHV	250x25.4x24	QKT1414AF	Q90729	C1699AF	CCT382
Monterey 3.2i V6 24V 4x4	1992-98	6VD1	3165	V6	260x25.6x24	QKT1412AF	Q90727	C1697AF	CCT546
Monterey 3.5i V6 24V 4x4	7/98-	6VE1	3494	V6	275	QKT2009AF	-	-	CCT546
Monza 2.0i	10/82-9/84	20E	1979	OHC	228x25x14	QKT133AF	Q90060	C865AF	CCT105
Monza 2.2i	10/84-87	22E	2197	OHC	228x25x14	QKT133AF	Q90060	C865AF	CCT105
Monza 2.5i	9/81-87	25E	2490	OHC	228x25x14	QKT133AF	Q90060	C865AF	CCT105
Monza 2.5i (-ch.D1003806)	9/81-83	25E	2490	OHC	228x29x10	QKT294AF	Q90060	C1057AF	CCT105
Monza 2.5i (ch.D1003807-)	1983-86	25E	2490	OHC	228x25x14	QKT133AF	Q90060	C865AF	CCT105
Monza 2.8i	5/78-81	28H	2784	OHC	228x25x14	QKT133AF	Q90060	C865AF	CCT105
Monza 2.8i	5/78-81	28H	2784	OHC	228x29x10	QKT294AF	Q90060	C1057AF	CCT105
Monza 3.0i	5/78-87	C30NE	2969	OHC	240x x10	QKT1843AF <sup>13</sup>	-	-	-
Omega A 1.8 (18NV)(-ch.J1153529)	8/86-88	18NV	1796	OHC	203x25x14	QKT492AF	Q10046	C1085AF	CCT314
Omega A 1.8 (18NV)(ch.J1153530-)	1988-91	18NV	1796	OHC	216x25x14	QKT379AF	Q10047	C1127AF	CCT314
Omega A 1.8 (18NV)(-ch.J1162494)	8/86-88	E18NVR,S18NV,18SV	1796	OHC	203x25x14	QKT492AF	Q10046	C1085AF	CCT314
Omega A 1.8 (18NV)(ch.J1162495-)	1988-92	E18NVR,S18NV,18SV	1796	OHC	216x25x14	QKT379AF	Q10047	C1127AF	CCT314
Omega A 1.8i (18SEH)	8/86-92	18SEH	1796	OHC	216x25x14	QKT379AF	Q10047	C1127AF	CCT314
Omega A 2.0i	8/86-94	20SE,C20NE	1979	OHC	216x25x14	QKT379AF	Q10047	C1127AF	CCT314
Omega A 2.3 D (-ch.K1148792)	8/86-89	23YD	2260	OHC	228x25x14	QKT680AF	Q90247	C1176AF	CCT314
Omega A 2.3 D (ch.K1148793-)	1989-94	23YD	2260	OHC	228x25x14	QKT1319AF	-	-	CCT314
Omega A 2.3 TD (-ch.K1148792)	8/86-89	23YDT,23DTR	2260	OHC	228x25x14	QKT680AF	Q90247	C1176AF	CCT314
Omega A 2.3 TD (ch.K1148793-)	1989-94	23YDT,23DTR	2260	OHC	228x25x14	QKT1319AF	-	-	CCT314
Omega A 2.4i	9/88-94	C24NE	2410	OHC	228x25x14	QKT1320AF	-	-	CCT314
Omega A 2.6i	8/90-94	C26NE	2594	OHC	240x25x14	QKT1318AF	-	-	CCT314
Omega A 3.0i	3/87-94	30NE,C30NE	2969	OHC	240x25x14	QKT1318AF	-	-	CCT314
Omega A 3.0i 24V	7/89-94	C30SE	2969	DOHC	240x25x14	QKT1318AF	-	-	CCT314
Omega B 2.0i 8V (-AC)	3/94-99	20SE,X20SE	1998	OHC	216x25x14	QKT788AF	Q10047	C1127AF	CCT602
Omega B 2.0i 8V (-AC)	3/94-99	20SE,X20SE	1998	OHC	216x25x14	QKT1612AF <sup>12</sup>	Q10047	C1127AF	-
Omega B 2.0i 8V (-AC)	3/94-99	20SE,X20SE	1998	OHC	216x25x14	QKT2153AF <sup>16</sup>	Q10047	C1127AF	CSC001
Omega B 2.0i 8V (+AC)	3/94-99	20SE,X20SE	1998	OHC	216x25x14	QKT789AF	Q10072	C1634AF	CCT602
Omega B 2.0i 8V (+AC)	3/94-99	20SE,X20SE	1998	OHC	216x25x14	QKT2028AF <sup>12</sup>	Q10072	C1634AF	-
Omega B 2.0i 8V (+AC)	3/94-99	20SE,X20SE	1998	OHC	216x25x14	QKT2197AF <sup>16</sup>	Q10072	C1634AF	CSC001
Omega B 2.0i 16V	3/94-	X20XEV	1998	DOHC	216x25x14	QKT789AF	Q10072	C1634AF	CCT602
Omega B 2.0i 16V	3/94-	X20XEV	1998	DOHC	216x25x14	QKT2028AF <sup>12</sup>	Q10072	C1634AF	-
Omega B 2.0i 16V	3/94-	X20XEV	1998	DOHC	216x25x14	QKT2197AF <sup>16</sup>	Q10072	C1634AF	CSC001
Omega B 2.0 DTi	9/97-	X20DTH	1995	OHC	240x25x14	QKT1869AF <sup>13</sup>	-	-	-
Omega B 2.0 DTi	9/97-	X20DTH	1995	OHC	240x25x14	QKT2199AF <sup>16</sup>	-	-	CSC001

**12** Clutch Cover and Release Bearing must be fitted as a pair - Le Mécanisme et la butée doivent être montés ensemble - Kupplungsautomat und Ausricklager müssen zusammen montiert werden  
**13** 2-in-1 Kit (Cover & Plate) - Kit de 2 pieces (Mécanisme & Disque) - Satz enthält nur Automat und Scheibe  
**16** Kit only - Vendu seulement en kit - Nur als Satz Verfügbar  
**16** Kit including Concentric Slave Cylinder - Kit incluant la butée hydraulique - Satz enthält Hydraulischer Zentralausrücker  
**Y** Heavy Duty Version - Verstärkte Ausführung - Version Renforcée  
 Gearbox - Boite de vitesse - Getriebe Engine - Moteur - Motor



CC



## ... OPEL

Omega B 2.2i 16V	9/99-	Y22XE	2198	DOHC	-	-	-	-	CSC001 <sup>15</sup>
Omega B 2.5i V6 24V	3/94-	X25XE	2498	V6	228x25x14	KQT1868AF <sup>13</sup>	-	-	-
Omega B 2.5i V6 24V	3/94-	X25XE	2498	V6	228x25x14	KQT2198AF <sup>16</sup>	-	-	CSC001
Omega B 2.5 TD	3/94-	25DT,X25DT	2499	OHC	228x25x14	KQT1868AF <sup>13</sup>	-	-	-
Omega B 2.5 TD	3/94-	25DT,X25DT	2499	OHC	228x25x14	KQT2198AF <sup>16</sup>	-	-	CSC001
Omega B 3.0i V6 24V	3/94-	X30XE	2962	V6	240x25x14	KQT1869AF <sup>13</sup>	-	-	-
Omega B 3.0i V6 24V	3/94-	X30XE	2962	V6	240x25x14	KQT2199AF <sup>16</sup>	-	-	CSC001
Rekord C 1.5	1966-71	C1H15	1492	OHV	203x25x14	KQT116AF	Q90012	C745AF	CCT105
Rekord C 1.7	1966-71	17N,17S	1698	OHV	203x25x14	KQT116AF	Q90012	C745AF	CCT105
Rekord C 1.9	1966-71	19SH	1897	OHC	203x25x14	KQT116AF	Q90012	C745AF	CCT105
Rekord D 1.7	9/71-77	17L,17N,17S	1698	OHC	203x25x14	KQT116AF	Q90012	C745AF	CCT105
Rekord D 1.7	9/71-77	17L,17N,17S	1698	OHC	228x25x14	KQT133AF	Q90060	C865AF	CCT105
Rekord D 1.9	9/71-77	19N	1897	OHC	203x25x14	KQT116AF	Q90012	C745AF	CCT105
Rekord D 1.9	9/71-77	19N	1897	OHC	228x25x14	KQT133AF	Q90060	C865AF	CCT105
Rekord D 2.0	9/71-77	20S	1979	OHC	203x25x14	KQT116AF	Q90012	C745AF	CCT105
Rekord D 2.0	9/71-77	20S	1979	OHC	228x25x14	KQT133AF	Q90060	C865AF	CCT105
Rekord D 2.1 D	9/71-77	21D	2068	OHC	228x25x14	KQT133AF	Q90060	C865AF	CCT105
Rekord E 1.7	3/78-10/82	17N	1698	OHC	203x25x14	KQT116AF	Q90012	C745AF	CCT105
Rekord E 1.7	3/78-10/82	17N	1698	OHC	228x25x14	KQT133AF	Q90060	C865AF	CCT105
Rekord E 1.8	10/82-8/86	18N,18S	1796	OHC	203x25x14	KQT176AF	Q90106	C962AF	CCT105
Rekord E 1.8i	1985-8/86	18NE	1796	OHC	203x25x14	KQT176AF	Q90106	C962AF	CCT105
Rekord E 1.9	3/78-10/82	19N	1897	OHC	203x25x14	KQT116AF	Q90012	C745AF	CCT105
Rekord E 1.9	3/78-10/82	19N	1897	OHC	228x25x14	KQT133AF	Q90060	C865AF	CCT105
Rekord E 2.0	3/78-10/82	20N	1979	OHC	203x25x14	KQT116AF	Q90012	C745AF	CCT105
Rekord E 2.0 (-ch.D1000028)	3/78-82	20S	1979	OHC	203x25x14	KQT116AF	Q90012	C745AF	CCT105
Rekord E 2.0 (ch.D1000029-)	1982-8/86	20S	1979	OHC	215x25x14	KQT173AF	Q90150	C998AF	CCT105
Rekord E 2.0	3/78-8/86	20N,S	1979	OHC	228x25x14	KQT133AF	Q90060	C865AF	CCT105
Rekord E 2.0i	3/78-8/86	20E	1979	OHC	215x25x14	KQT173AF	Q90150	C998AF	CCT105
Rekord E 2.0i	3/78-8/86	20E	1979	OHC	228x25x14	KQT133AF	Q90060	C865AF	CCT105
Rekord E 2.0 D	9/78-8/81	20D	1998	OHC	228x25x14	KQT133AF	Q90060	C865AF	CCT105
(-ch.01000199)									
Rekord E 2.0 D	9/78-8/81	20D	1998	OHC	228x29x10	KQT294AF	Q90060	C1057AF	CCT105
(ch.01000200-D1000028)									
Rekord E 2.0 D	9/81-8/86	20D	1998	OHC	228x25x14	KQT133AF	Q90060	C865AF	CCT105
(ch.D1000029-)									
Rekord E 2.0 D	10/82-8/86	20D	1998	OHC	228x25x14	KQT1578AF	Q90060	C1176AF	CCT105
Rekord E 2.3 D	9/78-8/81	23D	2260	OHC	228x25x14	KQT133AF	Q90060	C865AF	CCT105
(-ch.01000199)									
Rekord E 2.3 D	9/78-8/81	23D	2260	OHC	228x29x10	KQT294AF	Q90060	C1057AF	CCT105
(ch.01000200-D1000028)									
Rekord E 2.3 D	9/81-8/86	23D	2260	OHC	228x25x14	KQT133AF	Q90060	C865AF	CCT105
(ch.D1000029-)									
Rekord E 2.3 D	10/82-8/86	23D	2260	OHC	228x25x14	KQT1578AF	Q90060	C1176AF	CCT105
Rekord E 2.3 TD	5/84-8/86	23TD	2260	OHC	228x25x14	KQT1578AF	Q90060	C1176AF	CCT105
Senator A 2.0i	10/82-9/84	20E	1979	OHC	228x25x14	KQT133AF	Q90060	C865AF	CCT105
Senator A 2.2i	10/84-87	22E	2197	OHC	228x25x14	KQT133AF	Q90060	C865AF	CCT105
Senator A 2.3 TD	10/84-88	23TD	2260	OHC	228x25x14	KQT1578AF	Q90060	C1176AF	CCT105
Senator A 2.5i	9/81-87	25E	2490	OHC	228x25x14	KQT133AF	Q90060	C865AF	CCT105
Senator A 2.5i	9/81-83	25E	2490	OHC	228x29x10	KQT294AF	Q90060	C1057AF	CCT105
(-ch.D1003806)									
Senator A 2.5i	1983-87	25E	2490	OHC	228x25x14	KQT133AF	Q90060	C865AF	CCT105
(ch.D1003807-)									
Senator A 2.8i	5/78-81	28H	2786	OHC	228x25x14	KQT133AF	Q90060	C865AF	CCT105
Senator A 2.8i	5/78-81	28H	2786	OHC	228x29x10	KQT294AF	Q90060	C1057AF	CCT105
Senator A 3.0i	5/78-87	30E,C30NE	2969	OHC	240x x10	KQT1843AF <sup>13</sup>	-	-	-
Senator B 2.5i	8/87-90	25NE	2490	OHC	228x25x14	KQT3516AF	-	-	CCT314
Senator B 2.6i	9/90-93	C26NE	2593	OHC	240x25x14	KQT1318AF	-	-	CCT314
Senator B 3.0i 12V	8/87-93	30NE,C30NE	2969	OHC	240x25x14	KQT1318AF	-	-	CCT314
Senator B 3.0i 24V	10/89-93	C30SE	2969	DOHC	240x25x14	KQT1318AF	-	-	CCT314
Sintra 2.2i 16V	9/96-99	X22XE	2198	DOHC	228x25x14	KQT1914AF <sup>12</sup>	-	-	-
Sintra 2.2i 16V	9/96-99	X22XE	2198	DOHC	228x25x14	KQT2165AF <sup>16</sup>	-	-	CSC008
Sintra 2.2 DTi 16V TD	7/97-99	X22DTH	2198	OHC	228x25x14	KQT1914AF <sup>12</sup>	-	-	-
Sintra 2.2 DTi 16V TD	7/97-99	X22DTH	2198	OHC	228x25x14	KQT2165AF <sup>16</sup>	-	-	CSC008
Tigra 1.4i 16V	11/94-	X14XE	1389	DOHC	200x18x14	KQT1550AF	Q10082	C1683AF	CCT314
Tigra 1.6i 16V	11/94-	C16XE,X16XE	1598	DOHC	200x18x14	KQT770AF	Q90295	C1083AF	CCT314
Vectra A 1.4	9/88-92	14NV	1389	OHC	190x18x14	KQT628AF	Q10058	C1044AF	CCT314
Vectra A 1.6	9/88-94	16SV	1598	OHC	200x18x14	KQT375AF	Q10049	C1083AF	CCT314
Vectra A 1.6i	9/88-95	C16NZ,E16NZ	1598	OHC	200x18x14	KQT375AF	Q10049	C1083AF	CCT314
Vectra A 1.6i	8/93-95	X16SZ	1598	OHC	200x18x14	KQT375AF	Q10049	C1083AF	CCT314

**12** 2-in-1 Kit (Cover & Plate) - Kit de 2 pieces (Mécanisme & Disque) - Satz enthält nur Automat und Scheibe

**13** Kit only - Vendu seulement en kit - Nur als Satz Verfügbar

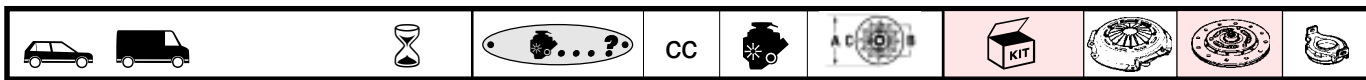
**15** Concentric Slave Cylinder - Butée hydraulique concentrique - Hydraulischer Zentralausrücker

**16** Kit including Concentric Slave Cylinder - Kit incluant la butée hydraulique - Satz enthält Hydraulischer Zentralausrücker

4 speed gearbox - Boîte à 4 vitesses - 4-Gang Getriebe

5 speed gearbox - Boîte à 5 vitesses - 5-Gang Getriebe

Heavy Duty Version - Verstärkte Ausführung - Version Renforcée



... OPEL									
Vectra A 1.7 D	9/88-95	17D,17DR	1699	OHC	200x18x14	QKT375AF	Q10049	C1083AF	CCT314
Vectra A 1.7 TD	7/91-95	17TD	1686	OHC	200x20x24	QKT1069AF	Q90295	C1048AF	CCT331
Vectra A 1.8 (E18NV)	9/88-90	E18NVR	1796	OHC	215x20.5x24	QKT374AF	Q10047	C1038AF	CCT331
Vectra A 1.8 (18SV)(-ch.N...)	9/88-92	18SV	1796	OHC	200x20x24	QKT350AF	Q10046	C1048AF	CCT331
Vectra A 1.8 (18SV)(ch.P...)	8/92-95	18SV	1796	OHC	215x20.5x24	QKT771AF	Q10071	C1623AF	CCT331
Vectra A 1.8 4x4	9/88-90	E18NVR	1796	OHC	215x20.5x24	QKT374AF	Q10047	C1038AF	CCT331
Vectra A 1.8i (-ch.N...)	9/88-92	C18NZ	1796	OHC	215x20.5x24	QKT374AF	Q10047	C1038AF	CCT331
Vectra A 1.8i (ch.P...)	8/92-95	C18NZ	1796	OHC	215x20.5x24	QKT771AF	Q10071	C1623AF	CCT331
Vectra A 1.8i 4x4 (-ch.N...)	1990-92	C18NZ	1796	OHC	215x20.5x24	QKT374AF	Q10047	C1038AF	CCT331
Vectra A 1.8i 4x4 (ch.P...)	8/92-93	C18NZ	1796	OHC	215x20.5x24	QKT771AF	Q10071	C1623AF	CCT331
Vectra A 2.0i 8V (-ch.P...)	9/88-7/93	C20NE/SEH,20NE	1998	OHC	215x20.5x24	QKT374AF	Q10047	C1038AF	CCT331
Vectra A 2.0i 8V (ch.R...)	8/93-95	20NE,C20NE	1998	OHC	215x20.5x24	QKT771AF	Q10071	C1623AF	CCT331
Vectra A 2.0i 8V 4x4 (-ch.P...)	9/88-7/93	C20NE	1998	OHC	215x20.5x24	QKT374AF	Q10047	C1038AF	CCT331
Vectra A 2.0i 8V 4x4 (ch.R...)	8/93-94	C20NE	1998	OHC	215x20.5x24	QKT771AF	Q10071	C1623AF	CCT331
Vectra A 2.0i 16V (-14128448)	9/88-93	20XE,C20XE	1998	DOHC	228x20.5x24	QKT632AF	Q90248	C1119AF	CCT331
Vectra A 2.0i 16V (14128449-)	9/88-93	20XE,C20XE	1998	DOHC	228x20.7x24	QKT769AF	Q10070	C1223AF	CCT331
Vectra A 2.0i 16V (Ecotec)	9/93-95	X20XEV	1998	DOHC	215x20.5x24	QKT771AF	Q10071	C1623AF	CCT331
Vectra A 2.0i 16V Turbo 4x4	8/92-95	C20LET	1998	DOHC	228x25x14	QKT1310AF	-	-	CCT331
Vectra A 2.5i V6 24V	8/92-95	C25XE	2498	V6	230x25x14	QKT1314AF <sup>13</sup>	-	-	-
Vectra B 1.6i	10/95-96	16LZ2	1598	OHC	215x20.5x24	QKT1987AF <sup>12</sup>	Q10071	C1623AF	-
Vectra B 1.6i	10/95-96	16LZ2	1598	OHC	215x20.5x24	QKT2187AF <sup>16</sup>	Q10071	C1623AF	CSC007
Vectra B 1.6i	10/95-	X16SZR	1598	OHC	200x18x14	QKT1983AF <sup>12</sup>	Q10082	C1683AF	-
Vectra B 1.6i (F13 )	10/95-	X16SZR	1598	OHC	200x18x14	QKT2179AF <sup>16</sup>	Q10082	C1683AF	CSC003
Vectra B 1.6i (F23 )	8/98-	X16SZR	1598	OHC	200x18x14	QKT2180AF <sup>16</sup>	Q10082	C1683AF	CSC014
Vectra B 1.6i 16V	10/95-	X16XEL	1598	DOHC	200x18x14	QKT1913AF <sup>12</sup>	Q90295	C1683AF	-
Vectra B 1.6i 16V (F13 )	10/95-	X16XEL	1598	DOHC	200x18x14	QKT2181AF <sup>16</sup>	Q90295	C1683AF	CSC003
Vectra B 1.6i 16V (F23 )	8/98-	X16XEL	1598	DOHC	200x18x14	QKT2182AF <sup>16</sup>	Q90295	C1683AF	CSC014
Vectra B 1.7 TD	10/95-97	X17DT	1686	OHC	200x20x24	QKT1465AF <sup>16</sup>	Q90295	C1048AF	CSC007
Vectra B 1.7 TD	10/95-97	X17DT	1686	OHC	200x20x24	QKT1616AF <sup>12</sup>	Q90295	C1048AF	-
Vectra B 1.8i 16V	10/95-99	X18XE	1799	DOHC	215x20.5x24	QKT1987AF <sup>12</sup>	Q10071	C1623AF	-
Vectra B 1.8i 16V	10/95-99	X18XE	1799	DOHC	215x20.5x24	QKT2187AF <sup>16</sup>	Q10071	C1623AF	CSC007
Vectra B 1.8i 16V	3/99-	X18XE1	1799	DOHC	205x18.7x14	QKT1986AF <sup>12</sup>	-	-	-
Vectra B 1.8i 16V (F17 )	3/99-	X18XE1	1799	DOHC	205x18.7x14	QKT2185AF <sup>16</sup>	-	-	CSC003
Vectra B 1.8i 16V (F23 )	3/99-	X18XE1	1799	DOHC	205x18.7x14	QKT2186AF <sup>16</sup>	-	-	CSC014
Vectra B 2.0i 16V	10/95-	X20XEV,C20SEL	1998	DOHC	215x20.5x24	QKT1987AF <sup>12</sup>	Q10071	C1623AF	-
Vectra B 2.0i 16V (F18 )	10/95-	X20XEV,C20SEL	1998	DOHC	215x20.5x24	QKT2187AF <sup>16</sup>	Q10071	C1623AF	CSC007
Vectra B 2.0i 16V (F23 )	8/98-	X20XEV,C20SEL	1998	DOHC	215x20.5x24	QKT2188AF <sup>16</sup>	Q10071	C1623AF	CSC014
Vectra B 2.0 Di (F18,F23 )	9/96-	X20DTL	1994	OHC	228x20.7x24	QKT1931AF <sup>12</sup>	Q10070	C1223AF	-
Vectra B 2.0 Di (F18 )	9/96-	X20DTL	1994	OHC	228x20.7x24	QKT2173AF <sup>16</sup>	Q10070	C1223AF	CSC007
Vectra B 2.0 Di (F23 )	8/98-	X20DTL	1994	OHC	228x20.7x24	QKT2174AF <sup>16</sup>	Q10070	C1223AF	CSC014
Vectra B 2.0 DTi (F18 )	6/97-	X20DTH	1994	OHC	228x20.7x24	QKT1931AF <sup>12</sup>	Q10070	C1223AF	-
Vectra B 2.0 DTi (F18 )	6/97-	X20DTH	1994	OHC	228x20.7x24	QKT2173AF <sup>16</sup>	Q10070	C1223AF	CSC007
Vectra B 2.0 DTi (F23 )	8/98-	X20DTH	1994	OHC	-	-	-	-	CSC014 <sup>15</sup>
Vectra B 2.5i V6 24V	10/95-	X25XE	2498	V6	228x25x14	QKT1914AF <sup>12</sup>	-	-	-
Vectra B 2.5i V6 24V (F25 )	10/95-	X25XE	2498	V6	228x25x14	QKT2165AF <sup>16</sup>	-	-	CSC008
Vectra B 2.5i V6 24V (F23 )	8/98-	X25XE	2498	V6	228x25x14	QKT2166AF <sup>16</sup>	-	-	CSC014
Zafira 1.6i 16V	1999-	X16XEL	1598	DOHC	200x18x14	QKT1913AF <sup>12</sup>	Q90295	C1683AF	-
Zafira 1.6i 16V (F13,F17 )	1999-	X16XEL	1598	DOHC	200x18x14	QKT2181AF <sup>16</sup>	Q90295	C1683AF	CSC003
Zafira 1.6i 16V (F23 )	1999-	X16XEL	1598	DOHC	200x18x14	QKT2182AF <sup>16</sup>	Q90295	C1683AF	CSC014
Zafira 1.8i 16V	1999-	X18XE1	1799	DOHC	205x18.7x14	QKT1986AF <sup>12</sup>	-	-	-
Zafira 1.8i 16V (F13,F17 )	1999-	X18XE1	1799	DOHC	205x18.7x14	QKT2185AF <sup>16</sup>	-	-	CSC003
Zafira 1.8i 16V (F23 )	1999-	X18XE1	1799	DOHC	205x18.7x14	QKT2186AF <sup>16</sup>	-	-	CSC014
Zafira 2.0 Di (F18 )	1999-	X20DTL	1994	OHC	228x20.7x24	QKT1931AF <sup>12</sup>	Q10070	C1223AF	-
Zafira 2.0 Di (F18 )	1999-	X20DTL	1994	OHC	228x20.7x24	QKT2173AF <sup>16</sup>	Q10070	C1223AF	CSC007

OPEL									
Arena 1.9 D	3/98-	F8Q	1870	OHC	200x x21	QKT2073AF <sup>13</sup>	-	-	-
Arena 2.5 D	3/98-	S8U	2499	OHC	215x24.1x21	QKT1537AF	Q90242	-	-
Astra 1.4i 8V	9/91-95	C14NZ	1389	OHC	190x18x14	QKT628AF	Q10058	C1044AF	CCT314
Astra 1.4i 16V (F13,F17 )	9/98-	X14XE	1389	DOHC	200x18x14	QKT1983AF <sup>12</sup>	Q10082	C1683AF	CSC003 <sup>15</sup>

**12** 2-in-1 Kit (Cover & Plate) - Kit de 2 pieces (Mécanisme & Disque) - Satz enthält nur Automat und Scheibe  
**13** Kit only - Vendu seulement en kit - Nur als Satz Verfügbar  
**16** Kit including Concentric Slave Cylinder - Kit incluant la butée hydraulique - Satz enthält Hydraulischer Zentralausrücker  
 Gearbox - Boîte de vitesse - Getriebe  
 Engine - Moteur - Motor



## ... OPEL

Astra 1.6i	9/91-8/98	C16NZ,X16SZ/SZR	1598	OHC	200x18x14	QKT375AF	Q10049	C1083AF	CCT314
Astra 1.6i	9/98-	X16SZR	1598	OHC	200x18x14	QKT1983AF <sup>12</sup>	Q10082	C1683AF	-
Astra 1.6i (F13,F17 )	9/98-	X16SZR	1598	OHC	200x18x14	QKT2179AF	Q10082	C1683AF	CSC003
Astra 1.6i (F23 )	9/98-	X16SZR	1598	OHC	200x18x14	QKT2180AF	Q10082	C1683AF	CSC014
Astra 1.7 D	9/91-95	17D,17DR	1699	OHC	200x18x14	QKT375AF	Q10049	C1083AF	CCT314
Astra 1.7 TD LPT ( -14102108)	9/94-98	GM - X17DTL	1699	OHC	200x18x14	QKT375AF	Q10049	C1083AF	CCT314
Astra 1.7 TD LPT ( 14102109-)	9/94-98	GM - X17DTL	1699	OHC	200x18x14	QKT770AF	Q90295	C1083AF	CCT314
Astra 1.7 TD	9/98-	X17DTL	1699	OHC	200x18x14	QKT1985AF <sup>12</sup>	Q90295	C1083AF	-
Astra 1.7 TD (F13,F17 )	9/98-	X17DTL	1699	OHC	200x18x14	QKT2183AF <sup>16</sup>	Q90295	C1083AF	CSC003
Astra 1.7 TD (F23 )	9/98-	X17DTL	1699	OHC	200x18x14	QKT2184AF <sup>16</sup>	Q90295	C1083AF	CSC014
Astra 2.0 Di (F18 )	9/98-	X20DTL	1994	OHC	228x20.7x24	QKT1931AF <sup>12</sup>	Q10070	C1223AF	-
Astra 2.0 Di (F18 )	9/98-	X20DTL	1994	OHC	228x20.7x24	QKT2173AF <sup>16</sup>	Q10070	C1223AF	CSC007
Astra 2.0 Di (F23 )	9/98-	X20DTL	1994	OHC	-	-	-	-	CSC014 <sup>15</sup>
Campo 2.2 D	1988-90	C223	2238	OHV	215x25.4x24	QKT1214AF	Q90653	C1542AF	CCT101
Campo 2.3	2/88-96	4ZD1	2254	OHC	215x25.4x24	QKT720AF	Q90652	C1542AF	CCT354
Campo 2.5 D	1990-94	4JA1	2499	OHV	226x25.4x24	QKT1504AF	Q90758	C1744AF	CCT354
Campo 3.1 TD	9/92-	C4JG2	3059	OHV	250x25.4x24	QKT1414AF	Q90729	C1699AF	CCT382
Combo 1.4i	8/94-99	C14NZ,C14SE	1389	OHC	190x18x14	QKT628AF	Q10058	C1044AF	CCT314
Combo 1.7 D	8/94-	X17D	1686	OHC	190x18x14	QKT659AF	Q90295	C1235AF	CCT314
Corsa B 1.2i	8/94-2000	C12NZ	1196	OHC	190x18x14	QKT628AF	Q10058	C1044AF	CCT314
Corsa B 1.4i	8/94-99	C14NZ	1389	OHC	190x18x14	QKT628AF	Q10058	C1044AF	CCT314
Corsa B 1.5 D	8/94-97	15D	1488	OHC	190x18x14	QKT659AF	Q90295	C1235AF	CCT314
Corsa B 1.7 D	8/94-2000	17DA	1686	OHC	190x18x14	QKT659AF	Q90295	C1235AF	CCT314
Movano 2.5 D	9/97-12/98	S8U	2499	OHC	242x x21	QKT2110AF <sup>13</sup>	-	-	-
Movano 2.5 D	1/99-	S8U	2499	OHC	242x x21	QKT2127AF <sup>13</sup>	-	-	-
Movano 2.8 DTi	9/97-12/98	S9W	2799	OHC	242x x21	QKT2072AF <sup>13</sup>	-	-	-
Movano 2.8 DTi	1/99-	S9W	2799	OHC	242x x21	QKT2128AF <sup>13</sup>	-	-	-

## PERODUA

Nippa 847cc (L201S)	8/97-	ED20	847	OHC	170x19.1x18	QKT1643AF	-	C1206AF	CCT363
---------------------	-------	------	-----	-----	-------------	-----------	---	---------	--------

## PEUGEOT

104 1.0	8/72-84	XV3,5,8	954	OHC	182x17.5x20	QKT626AF	Q90207	C1167AF	CCT262
104 1.1	8/75-87	XW3,7	1124	OHC	182x17.5x20	QKT626AF	Q90207	C1167AF	CCT262
104 1.2	8/79-84	XZ5	1219	OHC	182x17.5x20	QKT626AF	Q90207	C1167AF	CCT262
104 1.4	8/78-85	XY6B,8	1360	OHC	182x17.5x20	QKT626AF	Q90207	C1167AF	CCT262
106 1.0,1.0i	9/91-11/94	TU9,TU9M	954	OHC	181x20.8x18	QKT723AF	Q90207	C1180AF	CCT315
106 1.0i	12/94-10/97	TU9M	954	OHC	181x20.8x18	QKT1136AF	Q90277	C1180AF	CCT315
106 1.0i	10/97-	TU9M	954	OHC	180x21x18	QKT2049AF	Q90892	-	CCT371
106 1.1,1.1i	9/91-11/94	TU1,TU1M	1124	OHC	181x20.8x18	QKT723AF	Q90207	C1180AF	CCT315
106 1.1i	12/94-10/97	TU1M	1124	OHC	181x20.8x18	QKT1136AF	Q90277	C1180AF	CCT315
106 1.1i	10/97-	TU1M	1124	OHC	180x21x18	QKT2049AF	Q90892	-	CCT371
106 1.3i Rallye	6/93-11/94	TU2J2	1294	OHC	181x20.8x18	QKT1136AF	Q90277	C1180AF	CCT315
106 1.4	9/91-11/94	TU3	1360	OHC	181x20.8x18	QKT723AF	Q90207	C1180AF	CCT315
106 1.4i	9/91-11/94	TU3M	1360	OHC	181x20.8x18	QKT723AF	Q90207	C1180AF	CCT315
106 1.4i	12/94-10/97	TU3M,TU3JP	1360	OHC	181x20.8x18	QKT1136AF	Q90277	C1180AF	CCT315
106 1.4i	10/97-	TU3M,TU3JP	1360	OHC	180x21x18	QKT2049AF	Q90892	-	CCT371
106 1.4i XSi	10/91-96	TU3J,3FJ2	1360	OHC	180x20.8x18	QKT635AF	Q90277	C1165AF	CCT315
106 1.4 D	6/92-96	TUD3	1360	OHC	181x20.8x18	QKT1136AF	Q90277	C1180AF	CCT315
106 1.5 D	6/94-	TUD5	1527	OHC	180x20.7x18	QKT1535AF	Q90696	C1662AF	CCT315
106 1.6i	6/93-	TU5JP,TU5J2	1587	OHC	200x20.8x18	QKT696AF	Q90297	C1227AF	CCT371
106 1.6i XSi	6/93-3/96	TU5J2	1587	OHC	200x20.8x18	QKT696AF	Q90297	C1227AF	CCT371
106 1.6i GTi 16V	3/96-	TU5J4	1587	DOHC	200x20.8x18	QKT696AF	Q90297	C1227AF	CCT371
205 1.0	2/83-7/88	XV8	954	OHC	182x17.5x20	QKT626AF	Q90207	C1167AF	CCT262
205 1.0,1.0i	8/87-9/97	TU9,TU9M	954	OHC	181x20.8x18	QKT723AF	Q90207	C1180AF	CCT315
205 1.0i	9/97-	TU9M	954	OHC	180x20.8x18	QKT2049AF	Q90892	-	CCT371
205 1.1 (OHV)	7/84-87	E1	1118	OHV	180x21x18	QKT300AF	Q90207	C1032AF	CCT271
205 1.1 (OHC)	2/83-7/87	XW7	1124	OHC	182x17.5x20	QKT626AF	Q90207	C1167AF	CCT262
205 1.1	8/87-93	TU1	1124	OHC	181x20.8x18	QKT723AF	Q90207	C1180AF	CCT315
205 1.1 (E) A	7/84-7/89	F1	1124	OHC	180x21x18	QKT300AF	Q90207	C1032AF	CCT271
205 1.1 (E) A	8/89-91	F1	1124	OHC	181x20.8x18	QKT723AF	Q90207	C1070AF	CCT315
205 1.1i	8/89-9/97	TU1M	1124	OHC	181x20.8x18	QKT723AF	Q90207	C1180AF	CCT315
205 1.1i	9/97-	TU1M	1124	OHC	180x20.8x18	QKT2049AF	Q90892	-	CCT371
205 1.3 A	7/84-6/89	G1	1294	OHV	180x21x18	QKT300AF	Q90207	C1032AF	CCT271
205 1.3 A	8/89-91	G1,G1A	1294	OHV	181x20.8x18	QKT723AF	Q90207	C1070AF	CCT315
205 1.3 Rallye	8/87-92	TU24	1294	OHC	181x20.8x18	QKT1136AF	Q90277	C1180AF	CCT315
205 1.4	2/83-7/87	XY7,8	1360	OHC	182x17.5x20	QKT626AF	Q90207	C1167AF	CCT262
205 1.4	8/87-93	TU3,3S	1360	OHC	181x20.8x18	QKT723AF	Q90207	C1070AF	CCT315
205 1.4 (E) A	7/84-6/89	Y2	1442	OHV	190x20.8x18	QKT420AF	Q90096	C913AF	CCT271
205 1.4 (E) A	7/89-91	Y2	1442	OHV	190x20.8x18	QKT1399AF	Q90096	C913AF	CCT315
205 1.4i	8/87-9/97	TU3M	1360	OHC	181x20.8x18	QKT723AF	Q90207	C1180AF	CCT315
205 1.4i	9/97-	TU3M	1360	OHC	180x20.8x18	QKT2049AF	Q90892	-	CCT371

12 2-in-1 Kit (Cover & Plate) - Kit de 2 pieces (Mécanisme & Disque) - Satz enthält nur Automat und Scheibe

13 Kit only - Vendu seulement en kit - Nur als Satz Verfügbar

16 Kit including Concentric Slave Cylinder - Kit incluant la butée hydraulique - Satz enthält Hydraulischer Zentralausrücker

Ball Pin Release Fork - Fourchette à Rotule - Kugelstift-Ausrückgabel

Shaft Release Fork - Fourchette à Arbre - Wellen-Ausrückgabel

(E) Spain - Espagne - Spanien

*PEUGEOT PAGE*



CC



## ... PEUGEOT

205 1.6	2/83-7/89	XU5	1580	OHC	200x20.8x18	QKT1397AF	Q90655	C1619AF	CCT271
205 1.6	8/89-92	XU5,5M	1580	OHC	200x20.8x18	QKT676AF	Q90655	C1172AF	CCT315
205 1.6	7/84-7/89	J2	1592	OHV	200x20.8x18	QKT209AF	Q90655	C992AF	CCT271
205 1.6	8/89-91	J2	1592	OHV	200x20.8x18	QKT676AF	Q90655	C1172AF	CCT315
205 1.6i CTi,GTi	10/83-7/89	XU5J,5JA	1580	OHC	200x20.8x18	QKT1397AF	Q90655	C1619AF	CCT271
205 1.6i CTi,GTi	8/89-92	XU5J	1580	OHC	200x20.8x18	QKT676AF	Q90655	C1172AF	CCT315
205 1.8 D	8/83-7/89	XUD7	1769	OHC	200x20.8x18	QKT1397AF	Q90655	C1619AF	CCT271
205 1.8 D	8/89-97	XUD7	1769	OHC	200x20.8x18	QKT698AF	Q90655	C1619AF	CCT315
205 1.8 TD	7/90-96	XUD7T	1769	OHC	215x20.8x18	QKT638AF	Q90252	C1183AF	CCT315
205 1.9i CTi,GTi	7/85-7/89	XU9JA,9J1	1905	OHC	200x20.8x18	QKT1397AF	Q90655	C1619AF	CCT271
205 1.9i CTi,GTi	8/89-94	XU9JA,9J1	1905	OHC	200x20.8x18	QKT676AF	Q90655	C1172AF	CCT315
205 1.9 D	8/89-94	XUD9	1905	OHC	200x20.8x18	QKT698AF	Q90655	C1619AF	CCT315
206 1.1i	9/98-	TU1JP	1124	OHC	180x21x18	QKT2049AF	Q90892	-	CCT371
206 1.4i	9/98-	TU3JP	1360	OHC	180x21x18	QKT2049AF	Q90892	-	CCT371
206 1.6i	9/98-	TU5JP	1587	OHC	200x20.8x18	QKT2064AF	-	C1682AF	CCT371
206 1.9 D	9/98-	DW8	1868	OHC	200x20.8x18	QKT2124AF	-	C1682AF	-
206 2.0i 16V GTi	1/99-	EW10J4	1997	DOHC	228x20.8x18	QKT2051AF <sup>13</sup>	-	-	-
304 1.3	1/75-6/79	XL5S	1290	OHC	200x59x28	QKT403AF	Q90186	C1008AF	CCT201
304 1.4 D	9/76-9/79	XL4D	1357	OHC	200x59x28	QKT251AF	Q90182	C1008AF	CCT201
304 1.5 D	7/79-80	X1DL	1548	OHC	200x59x28	QKT251AF	Q90182	C1008AF	CCT201
305 1.3	11/77-88	XL5	1290	OHC	200x59x28	QKT403AF	Q90186	C1008AF	CCT201
<i>(integral flywheel - volants intégré - Integral-schwungrad)</i>									
305 1.5	11/77-88	XR5	1472	OHC	200x59x28	QKT403AF	Q90186	C1008AF	CCT201
<i>(integral flywheel - volants intégré - Integral-schwungrad)</i>									
305 1.5 D	11/77-82	X1D	1548	OHC	200x59x28	QKT251AF	Q90182	C1008AF	CCT201
305 1.6	8/82-7/89	XU5S,CP,51C	1580	OHC	200x20.8x18	QKT209AF	Q90655	C992AF	CCT271
305 1.6	8/89-90	XU5S,CP,51C	1580	OHC	200x20.8x18	QKT676AF	Q90655	C1172AF	CCT315
305 1.8 D	8/82-7/89	XUD7	1769	OHC	200x20.8x18	QKT1397AF	Q90655	C1619AF	CCT271
305 1.8 D	8/89-90	XUD7	1769	OHC	200x20.8x18	QKT698AF	Q90655	C1619AF	CCT315
305 1.9	8/82-7/89	XU9S,92C	1905	OHC	200x20.8x18	QKT1397AF	Q90655	C1619AF	CCT271
305 1.9	8/89-90	XU9S,92C	1905	OHC	200x20.8x18	QKT676AF	Q90655	C1172AF	CCT315
305 1.9i	8/82-7/89	XU9J1	1905	OHC	200x20.8x18	QKT1397AF	Q90655	C1619AF	CCT271
305 1.9i	8/89-90	XU9J1	1905	OHC	200x20.8x18	QKT676AF	Q90655	C1172AF	CCT315
305 1.9 D	8/82-7/89	XUD9	1905	OHC	200x20.8x18	QKT1397AF	Q90655	C1619AF	CCT271
305 1.9 D	8/89-90	XUD9	1905	OHC	200x20.8x18	QKT698AF	Q90655	C1619AF	CCT315
306 1.1i	3/93-97	TU1M	1124	OHC	181x20.8x18	QKT723AF	Q90207	C1180AF	CCT315
306 1.4i	3/93-10/97	TU3M,JP	1360	OHC	181x20.8x18	QKT723AF	Q90207	C1180AF	CCT315
306 1.4i	10/97-	TU3M,JP	1360	OHC	180x21x18	QKT2049AF	Q90892	-	CCT371
306 1.6i	3/93-1/98	TU5JP	1587	OHC	200x20.8x18	QKT698AF	Q90297	C1227AF	CCT371
306 1.6i	2/98-	TU5JP	1587	OHC	200x20.8x18	QKT2064AF	-	C1682AF	CCT371
306 1.8i 8V	3/93-12/97	XU7JP	1761	OHC	200x20.8x18	QKT676AF	Q90655	C1172AF	CCT315
306 1.8i 8V	1/98-99	XU7JP	1761	OHC	200x20.8x18	QKT2057AF	Q90655	-	CCT371
306 1.8i 16V	3/97-12/97	XU7JP4	1761	DOHC	200x20.8x18	QKT700AF	Q90655	C1181AF	CCT315
306 1.8i 16V	1/98-	XU7JP4	1761	DOHC	200x x18	QKT2058AF	Q90655	-	CCT371
306 1.8 D	6/93-12/97	XUD7	1769	OHC	200x20.8x18	QKT698AF	Q90655	C1619AF	CCT315
306 1.8 D	1/98-99	XUD7	1769	OHC	200x20.8x18	QKT2001AF	Q90655	C1619AF	CCT371
306 1.9 D	3/93-12/97	XUD9A	1905	OHC	200x20.8x18	QKT698AF	Q90655	C1619AF	CCT315
306 1.9 D	1/98-99	XUD9A	1905	OHC	200x20.8x18	QKT2001AF	Q90655	C1619AF	CCT371
306 1.9 D	1/99-	DW8	1868	OHC	200x20.7x18	QKT2067AF	Q90655	-	CCT371
306 1.9 TD	3/93-99	XUD9TE	1905	OHC	215x20.8x18	QKT767AF	Q90669	C1183AF	☼
306 2.0i	3/93-2/97	XU10J2	1998	OHC	215x20.8x18	QKT638AF	Q90252	C1183AF	CCT315
306 2.0i 16V	9/93-	XU10J4	1998	DOHC	215x20.8x18	QKT1762AF	Q90669	C1097AF	☼
309 1.1	9/85-6/89	E1	1118	OHV	180x21x18	QKT300AF	Q90207	C1032AF	CCT271
309 1.1	7/89-90	E1	1118	OHV	181x20.8x18	QKT723AF	Q90207	C1070AF	CCT315
309 1.1	7/89-93	TU1	1124	OHC	181x20.8x18	QKT723AF	Q90207	C1070AF	CCT315
309 1.1i	6/90-93	TU1M	1124	OHC	181x20.8x18	QKT723AF	Q90207	C1070AF	CCT315
309 1.3	9/85-6/89	G1,G2	1294	OHV	180x21x18	QKT300AF	Q90207	C1032AF	CCT271
309 1.3	7/89-90	G1A	1294	OHV	180x21x18	QKT471AF	Q90207	C1032AF	CCT315
309 1.4	6/86-6/89	Y2	1442	OHV	190x20.8x18	QKT420AF	Q90096	C913AF	CCT271
309 1.4	7/89-93	Y2	1442	OHV	190x20.8x18	QKT1399AF	Q90096	C913AF	CCT315
309 1.4	7/89-93	TU3	1360	OHC	181x20.8x18	QKT723AF	Q90207	C1070AF	CCT315
309 1.4i	8/89-93	TU3M	1360	OHC	181x20.8x18	QKT723AF	Q90207	C1070AF	CCT315
309 1.6 (OHC)	9/85-6/89	XU51C,52C,5CP	1580	OHC	200x20.8x18	QKT209AF	Q90655	C992AF	CCT271
309 1.6 (OHC)	7/89-93	XU51C,52C,5CP	1580	OHC	200x20.8x18	QKT676AF	Q90655	C1172AF	CCT315
309 1.6 (OHV)	8/86-6/89	J2	1592	OHV	200x20.8x18	QKT1397AF	Q90655	C1619AF	CCT271
309 1.6 (OHV)	7/89-93	J2	1592	OHV	200x20.8x18	QKT676AF	Q90655	C1172AF	CCT315
309 1.6i	9/85-6/89	XU5JA	1580	OHC	200x20.8x18	QKT209AF	Q90655	C992AF	CCT271
309 1.6i	7/89-93	XU5JA,XU5JM	1580	OHC	200x20.8x18	QKT676AF	Q90655	C1172AF	CCT315
309 1.8 D	8/86-6/89	XUD7	1769	OHC	200x20.8x18	QKT1397AF	Q90655	C1619AF	CCT271
309 1.8 D	7/89-93	XUD7	1769	OHC	200x20.8x18	QKT698AF	Q90655	C1619AF	CCT315
309 1.8 TD	8/89-93	XUD7T	1769	OHC	215x20.8x18	QKT638AF	Q90252	C1183AF	CCT315
309 1.9 D	8/86-6/89	XUD9	1905	OHC	200x20.8x18	QKT1397AF	Q90655	C1619AF	CCT271
309 1.9 D	7/89-93	XUD9	1905	OHC	200x20.8x18	QKT698AF	Q90655	C1619AF	CCT315
309 1.9i,GTi 8V	9/85-6/89	XU92C,9JA,9M	1905	OHC	200x20.8x18	QKT1397AF	Q90655	C1619AF	CCT271
309 1.9i,GTi 8V	7/89-93	XU9J2,9M	1905	OHC	200x20.8x18	QKT676AF	Q90655	C1172AF	CCT315
309 1.9i GTi 16V	8/89-93	XU9J4	1905	DOHC	215x20.8x18	QKT639AF	Q90252	C1097AF	CCT315

13 Kit only - Vendu seulement en kit - Nur als Satz Verfügbar  
☼ Ball Pin Release Fork - Fourchette à Rotule - Kugelslift-Ausrückgabel  
☼ Shaft Release Fork - Fourchette à Arbre - Wellenn-Ausrückgabel

☼ Spain - Espagne - Spanien  
☼ Pull Type - Embrayage Tiré - Kupplung mit gezogener Betätigung





... PEUGEOT									
404 1.6	10/67-75	XC5,6,KF2	1618	OHV	215x29x10	KQT129AF	Q90094	C833AF	CCT171
404 1.9 D	10/67-75	XD88	1948	OHV	215x29x10	KQT129AF	Q90094	C833AF	CCT171
405 1.4	6/87-94	TU3	1360	OHC	181x20.8x18	KQT723AF	Q90207	C1180AF	CCT315
405 1.4i	7/92-95	TU3M	1360	OHC	181x20.8x18	KQT723AF	Q90207	C1180AF	CCT315
405 1.6	6/87-6/89	XU51C,52C	1580	OHC	200x20.8x18	KQT209AF	Q90655	C992AF	CCT271
405 1.6	7/89-93	XU51C,52C	1580	OHC	200x20.8x18	KQT676AF	Q90655	C1172AF	CCT315
405 1.6i	6/90-97	XU5M	1580	OHC	200x20.8x18	KQT676AF	Q90655	C1172AF	CCT315
405 1.8i	7/92-97	XU7JP	1761	OHC	200x20.8x18	KQT700AF	Q90655	C1181AF	CCT315
405 1.8 D	6/90-92	XUD7	1769	OHC	200x20.8x18	KQT698AF	Q90655	C1619AF	CCT315
405 1.8 TD	6/87-6/89	XUD7TE	1769	OHC	215x20.8x18	KQT682AF	Q90252	C1097AF	CCT271
405 1.8 TD	7/89-92	XUD7TE	1769	OHC	215x20.8x18	KQT638AF	Q90252	C1183AF	CCT315
405 1.9	6/87-6/89	XU92C	1905	OHC	200x20.8x18	KQT1397AF	Q90655	C1619AF	CCT271
405 1.9	7/89-92	XU92C	1905	OHC	200x20.8x18	KQT676AF	Q90655	C1172AF	CCT315
405 1.9 4x4	3/89-92	XU92C	1905	OHC	215x20.8x18	KQT639AF	Q90252	C1097AF	CCT315
405 1.9i	6/87-6/89	XU9J,9M	1905	OHC	200x20.8x18	KQT1397AF	Q90655	C1619AF	CCT271
405 1.9i	7/89-92	XU9J,9M	1905	OHC	200x20.8x18	KQT676AF	Q90655	C1172AF	CCT315
405 1.9i 4x4	6/88-92	XU9M	1905	OHC	215x20.8x18	KQT639AF	Q90252	C1097AF	CCT315
405 1.9i 16V Mi16	6/87-6/89	XU9J4	1905	DOHC	215x20.8x18	KQT682AF	Q90252	C1097AF	CCT271
405 1.9i 16V Mi16	7/89-92	XU9J4	1905	DOHC	215x20.8x18	KQT639AF	Q90252	C1097AF	CCT315
405 1.9i 16V Mi16 4x4	7/89-92	XU9J4	1905	DOHC	215x20.8x18	KQT639AF	Q90252	C1097AF	CCT315
405 1.9 D	6/87-6/89	XUD9,9A	1905	OHC	200x20.8x18	KQT1397AF	Q90655	C1619AF	CCT271
405 1.9 D	7/89-97	XUD9,9A	1905	OHC	200x20.8x18	KQT698AF	Q90655	C1619AF	CCT315
405 1.9 TD	7/92-97	XUD9TE	1905	OHC	215x20.8x18	KQT767AF	Q90669	C1183AF	⊗
405 2.0i 8V	7/92-97	XU10J2	1998	OHC	215x20.8x18	KQT638AF	Q90252	C1183AF	CCT315
405 2.0i 8V 4x4	7/92-97	XU10J2	1998	OHC	215x20.8x18	KQT638AF	Q90252	C1183AF	CCT315
405 2.0i 16V	7/92-95	XU10J4	1998	DOHC	215x20.8x18	KQT1762AF	Q90669	C1097AF	⊗
406 1.6i	10/95-12/97	XU5JP	1580	OHC	200x20.8x18	KQT700AF	Q90655	C1181AF	CCT315
406 1.6i	1/98-3/99	XU5JP	1580	OHC	200x20.8x18	KQT2057AF	Q90655	-	CCT371
406 1.8i 8V	10/95-12/97	XU7JP	1761	OHC	200x20.8x18	KQT700AF	Q90655	C1181AF	CCT315
406 1.8i 8V	1/98-3/99	XU7JP	1761	OHC	200x20.8x18	KQT2057AF	Q90655	-	CCT371
406 1.8i 16V	10/95-12/97	XU7JP4	1761	DOHC	200x20.8x18	KQT700AF	Q90655	C1181AF	CCT315
406 1.8i 16V	1/98-	XU7JP4	1761	DOHC	200x x18	KQT2058AF	Q90655	-	CCT371
406 1.9 TD (75hp)	7/96-12/97	XUD9SD	1905	OHC	200x20.8x18	KQT2089AF	Q90655	-	CCT315
406 1.9 TD (75hp)	1/98-99	XUD9SD,	1905	OHC	200x20.7x18	KQT2067AF	Q90655	-	CCT371
406 1.9 TD (90hp)	11/95-99	XUD9TE,XUD9BSD	1905	OHC	215x20.8x18	KQT767AF	Q90669	C1183AF	⊗
406 2.0i 8V Turbo	7/96-99	XU10J2TE	1998	DOHC	235x24.1x21	KQT1754AF <sup>13</sup>	-	-	-
406 2.0i 16V	10/95-3/99	XU10J4R	1998	DOHC	215x20.8x18	KQT1762AF	Q90669	C1097AF	⊗
406 2.1 TD	10/95-3/99	XUD11BTE	2088	OHC	235x24.1x21	KQT1754AF <sup>13</sup>	-	-	-
406 3.0i V6 24V	10/96-	ES9J4	2946	V6	242x x21	KQT1803AF <sup>13</sup>	-	-	-
504 1.6	8/83-85	XC7	1618	OHV	215x29x10	KQT223AF	Q90094	C833AF	CCT202
504 1.8 (-ch.3650192)	3/73-6/82	XM,XM7,KF5,KF6	1796	OHV	215x29x10	KQT129AF	Q90094	C833AF	CCT171
504 1.8 (-ch.3650193-)	6/82-85	XM,XM7	1796	OHV	215x29x10	KQT223AF	Q90094	C833AF	CCT202
504 1.9 D	3/73-85	XD88	1948	OHV	215x29x10	KQT259AF	Q90094	C1034AF	CCT171
504 2.0 (-ch.3650192)	9/69-6/82	XNA,XN1,XN2	1971	OHV	215x29x10	KQT129AF	Q90094	C833AF	CCT171
504 2.0 (-ch.3650193-)	6/82-85	XN1,XN2	1971	OHV	215x29x10	KQT223AF	Q90094	C833AF	CCT202
504 2.1 D	9/69-6/81	XD90	2112	OHV	215x29x10	KQT259AF	Q90094	C1034AF	CCT171
504 2.1 D	7/81-85	XD90	2112	OHV	215x29x10	KQT2031AF	Q90781	C1034AF	CCT202
504 2.3 D	8/76-6/81	XD2	2304	OHV	215x29x10	KQT259AF	Q90094	C1034AF	CCT171
504 2.3 D	7/81-85	XD2	2304	OHV	215x29x10	KQT2031AF	Q90781	C1034AF	CCT202
505 1.6	8/83-85	XC7	1618	OHV	215x29x10	KQT223AF	Q90094	C833AF	CCT202
505 1.8	5/79-90	XM7,XM7A	1796	OHV	215x29x10	KQT223AF	Q90094	C833AF	CCT202
505 2.0	5/79-90	XN1,XN1A	1971	OHV	215x29x10	KQT223AF	Q90094	C833AF	CCT202
505 2.0i	5/79-90	ZEJ	1995	OHC	215x29x10	KQT223AF	Q90094	C833AF	CCT202
505 2.2i	8/81-90	ZDJK,ZDJL	2165	OHC	215x29x10	KQT223AF	Q90094	C833AF	CCT202
505 2.2i Turbo	8/82-8/88	N9T,N9TE	2155	OHC	235x29x10	KQT516AF	Q90194	C1043AF	CCT171
505 2.3 D (-ch.1292000)	9/79-6/81	XD2	2304	OHV	215x29x10	KQT259AF	Q90094	C1034AF	CCT171
505 2.3 D (ch.1292001-)	7/81-85	XD2	2304	OHV	215x29x10	KQT2031AF	Q90781	C1034AF	CCT202
505 2.3 TD (-ch.1292000)	7/80-6/81	XD2S	2304	OHV	230x29x10	KQT335AF	Q90702	C1042AF	CCT171
505 2.3 TD (ch.1292001-)	7/81-85	XD2S	2304	OHV	229x29x10	KQT336AF	Q90702	C1040AF	CCT202
505 2.5 D (-ch.1292000)	8/79-6/81	XD3	2498	OHV	215x29x10	KQT223AF	Q90094	C833AF	CCT202
505 2.5 D (ch.1292001-)	7/81-90	XD3	2498	OHV	215x29x10	KQT2031AF	Q90781	C1034AF	CCT202
505 2.5 TD	8/83-90	XD3T	2498	OHV	229x29x10	KQT336AF	Q90702	C1040AF	CCT202
505 2.5 TDi	7/86-90	XD3TE	2498	OHV	229x29x10	KQT336AF	Q90702	C1040AF	CCT202
505 2.8i V6	8/85-90	ZN3J	2849	V6	235x29.2x10	KQT3549AF <sup>13</sup>	-	-	-
604 2.0	1981-84	XN6	1971	OHV	215x29x10	KQT129AF	Q90094	C833AF	CCT171
604 2.3 TD	9/78-6/81	XD2S	2304	OHV	230x29x10	KQT335AF	Q90702	C1042AF	CCT171
604 2.3 TD	7/81-86	XD2S	2304	OHV	229x29x10	KQT336AF	Q90702	C1040AF	CCT202
604 2.5 TD	9/83-86	XD3T	2498	OHV	229x29x10	KQT336AF	Q90702	C1040AF	CCT202
604 2.7i V6 (-ch.6646810)	10/77-6/83	ZMJ	2664	V6	230x29x10	-	-	C1042AF	CCT171
604 2.7i V6 (ch.6646811-)	7/83-85	ZMJ	2664	V6	235x x10	KQT3075AF <sup>13</sup>	-	-	-
604 2.8i V6	9/83-86	ZNJ	2849	V6	-	-	-	-	CCT202

13 Kit only - Vendu seulement en kit - Nur als Satz Verfügbar  
 Ball Pin Release Fork - Fourchette à Rotule - Kugelstift-Ausrückgabel  
 Shaft Release Fork - Fourchette à Arbre - Wellen-Ausrückgabel

**P****... PEUGEOT**

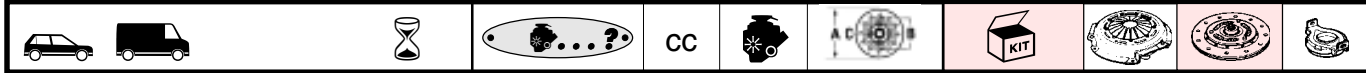
605 2.0,2.0i 8V	9/89-00	XU102C,XU10J2	1998	OHC	215x20.8x18	<b>QKT638AF</b>	<b>Q90252</b>	<b>C1183AF</b>	<b>CCT315</b>
605 2.0i 16V	7/94-00	XU10J4R	1998	DOHC	215x20.8x18	<b>QKT1762AF</b>	<b>Q90669</b>	<b>C1097AF</b>	
605 2.0i Turbo	9/92-97	XU10J2TE	1998	OHC	228x24.1x21	<b>QKT1756AF<sup>13</sup></b>	-	-	-
605 2.1 D	9/90-94	XUD11A	2138	OHC	215x20.9x18	<b>QKT3527AF</b>	-	-	<b>CCT315</b>
605 2.1 TD	4/90-97	XUD11AT,BT	2088	OHC	228x24.25x21	<b>QKT1572AF</b>	<b>Q90798</b>	<b>C1779AF</b>	<b>CCT578</b>
605 2.5 TD	7/94-00	DK5ATE	2445	OHC	242x x21	<b>QKT1277AF<sup>13</sup></b>	-	-	-
605 3.0i V6	9/89-6/94	ZPJ	2975	V6	228x24.1x21	<b>QKT1258AF<sup>13</sup></b>	-	-	-
605 3.0i V6	7/94-97	ZPJ	2975	V6	242x x21	<b>QKT1276AF<sup>13</sup></b>	-	-	-
605 3.0i V6 24V	9/89-6/94	ZPJ4	2975	V6	235x24x21	<b>QKT1254AF<sup>13</sup></b>	-	-	-
605 3.0i V6 24V	7/94-97	ZPJ4	2975	V6	242x x21	<b>QKT1276AF<sup>13</sup></b>	-	-	-
607 2.2i 16V	2/00-	EW12J4	2231	DOHC	235x24.1 x21	<b>QKT1754AF<sup>13</sup></b>	-	-	-
806 1.8i	6/95-8/97	XU7JP	1761	OHC	215x20.8x18	<b>QKT638AF</b>	<b>Q90252</b>	<b>C1183AF</b>	<b>CCT315</b>
806 1.8i	9/97-	XU7JP	1761	OHC	215x20.8x18	<b>QKT2061AF</b>	-	<b>C1183AF</b>	<b>CCT371</b>
806 1.9 TD (ME5 )	7/94-6/96	XUD9TE	1905	OHC	228x24.1x21	<b>QKT1271AF</b>	<b>Q90742</b>	<b>C1717AF</b>	<b>CCT379</b>
806 1.9 TD (ML5 )	7/96-10/97	XUD9TE	1905	OHC	228x23.1x21	<b>QKT1753AF</b>	-	-	<b>CCT379</b>
806 1.9 TD	11/97-	XUD9TE	1905	OHC	228x x21	<b>QKT2059AF</b>	-	-	<b>CCT379</b>
806 2.0i	7/94-8/97	XU10J2	1998	OHC	215x20.8x18	<b>QKT638AF</b>	<b>Q90252</b>	<b>C1183AF</b>	<b>CCT315</b>
806 2.0i	9/97-	XU10J2	1998	OHC	215x20.8x18	<b>QKT2061AF</b>	-	<b>C1183AF</b>	<b>CCT371</b>
806 2.0i Turbo (ME5 )	7/94-6/96	XU10J2TE	1998	OHC	228x24.1x21	<b>QKT1270AF</b>	<b>Q90742</b>	<b>C1716AF</b>	<b>CCT379</b>
806 2.0i Turbo (ML5 )	7/96-10/97	XU10J2TE	1998	OHC	228x x21	<b>QKT2055AF</b>	<b>Q90742</b>	-	<b>CCT379</b>
806 2.0i Turbo	11/97-	XU10J2TE	1998	OHC	228x x21	<b>QKT2060AF</b>	<b>Q90742</b>	-	<b>CCT379</b>
806 2.1 TD	6/96-10/97	XUD11BTE	2088	OHC	228x x21	<b>QKT2055AF</b>	<b>Q90742</b>	-	<b>CCT379</b>
806 2.1 TD	11/97-	XUD11BTE	2088	OHC	228x x21	<b>QKT2060AF</b>	<b>Q90742</b>	-	<b>CCT379</b>

**PEUGEOT** 

106 1.1i	6/92-11/94	TU1M	1124	OHC	181x20.8x18	<b>QKT723AF</b>	<b>Q90207</b>	<b>C1180AF</b>	<b>CCT315</b>
106 1.1i	12/94-10/97	TU1M	1124	OHC	181x20.8x18	<b>QKT1136AF</b>	<b>Q90277</b>	<b>C1180AF</b>	<b>CCT315</b>
106 1.1i	10/97-	TU1M	1124	OHC	180x21x18	<b>QKT2049AF</b>	<b>Q90892</b>	-	<b>CCT371</b>
106 1.4 D	6/92-96	TUD3	1360	OHC	181x20.8x18	<b>QKT1136AF</b>	<b>Q90277</b>	<b>C1180AF</b>	<b>CCT315</b>
106 1.5 D	7/94-	TUD5	1527	OHC	180x20.7x18	<b>QKT1535AF</b>	<b>Q90696</b>	<b>C1662AF</b>	<b>CCT315</b>
205 1.1	10/84-7/87	XW7	1124	OHC	182x17.5x20	<b>QKT626AF</b>	<b>Q90207</b>	<b>C1167AF</b>	<b>CCT262</b>
205 1.1	8/87-94	TU1	1124	OHC	181x20.8x18	<b>QKT723AF</b>	<b>Q90207</b>	<b>C1180AF</b>	<b>CCT315</b>
205 1.8 D	10/84-7/89	XUD7	1769	OHC	200x20.8x18	<b>QKT1397AF</b>	<b>Q90655</b>	<b>C1619AF</b>	<b>CCT271</b>
205 1.8 D	8/89-94	XUD7	1769	OHC	200x20.8x18	<b>QKT698AF</b>	<b>Q90655</b>	<b>C1619AF</b>	<b>CCT315</b>
305 1.3	1980-90	XL5	1290	OHC	200x59x28	<b>QKT403AF</b>	<b>Q90186</b>	<b>C1008AF</b>	<b>CCT201</b>
<i>(integral flywheel - volants intégré - Integral-schwungrad)</i>									
305 1.5	1980-90	XR5	1472	OHC	200x59x28	<b>QKT403AF</b>	<b>Q90186</b>	<b>C1008AF</b>	<b>CCT201</b>
<i>(integral flywheel - volants intégré - Integral-schwungrad)</i>									
305 1.9 D	1982-90	XUD9	1905	OHC	200x20.8x18	<b>QKT1397AF</b>	<b>Q90655</b>	<b>C1619AF</b>	<b>CCT271</b>
404 1.6	10/67-80	XC5,XC6,KF2	1618	OHV	215x29x10	<b>QKT129AF</b>	<b>Q90094</b>	<b>C833AF</b>	<b>CCT171</b>
404 1.8	10/67-80	XM7	1796	OHV	215x29x10	<b>QKT129AF</b>	<b>Q90094</b>	<b>C833AF</b>	<b>CCT171</b>
404 1.9 D	10/67-80	XD88	1948	OHV	215x29x10	<b>QKT129AF</b>	<b>Q90094</b>	<b>C833AF</b>	<b>CCT171</b>
504 1.6	1980-82	XC7	1618	OHV	215x29x10	<b>QKT129AF</b>	<b>Q90094</b>	<b>C833AF</b>	<b>CCT171</b>
504 1.8	11/82-94	XM7	1796	OHV	215x29x10	<b>QKT223AF</b>	<b>Q90094</b>	<b>C833AF</b>	<b>CCT202</b>
504 1.9 D	1980-85	XD88	1948	OHV	215x29x10	<b>QKT259AF</b>	<b>Q90094</b>	<b>C1034AF</b>	<b>CCT171</b>
504 2.0 (-ch.3650192)	1974-6/82	XN1	1971	OHV	215x29x10	<b>QKT129AF</b>	<b>Q90094</b>	<b>C833AF</b>	<b>CCT171</b>
504 2.0 (ch.3650193-)	7/82-85	XN1	1971	OHV	215x29x10	<b>QKT223AF</b>	<b>Q90094</b>	<b>C833AF</b>	<b>CCT202</b>
504 2.3 D	1982-94	XD2	2304	OHV	215x29x10	<b>QKT223AF</b>	<b>Q90094</b>	<b>C833AF</b>	<b>CCT202</b>
Boxer 1.9 D (270)	2/94-9/98	XUD9AU	1905	OHC	229x23.1x21	<b>QKT1764AF<sup>13</sup></b>	-	-	-
Boxer 1.9 D (270)	9/98-	XUD9AU	1905	OHC	228x x21	<b>QKT2063AF</b>	<b>Q90742</b>	-	<b>CCT578</b>
Boxer 1.9 TD (270,310,320)	2/94-9/98	XUD9UTF	1905	OHC	229x23.1x21	<b>QKT1764AF<sup>13</sup></b>	-	-	-
Boxer 1.9 TD (270,310,320)	9/98-	XUD9UTF	1905	OHC	228x x21	<b>QKT2063AF</b>	<b>Q90742</b>	-	<b>CCT578</b>
Boxer 2.0i (270,310,320)(ME5T )	2/94-1/98	XU10J2U	1998	OHC	228x24.1x21	<b>QKT1631AF</b>	<b>Q90798</b>	<b>C1920AF</b>	<b>CCT379</b>
Boxer 2.0i (270,310,320)(ME5T )	2/98-	XU10J2U	1998	OHC	228x x21	<b>QKT2063AF</b>	<b>Q90742</b>	-	<b>CCT578</b>
Boxer 2.0i (350)(MG5T )	2/94-9/97	XU10J2U	1998	OHC	228x x21	<b>QKT1768AF<sup>13</sup></b>	-	-	-
Boxer 2.0i (350)(MG5T )	9/97-	XU10J2U	1998	OHC	228x x21	<b>QKT2118AF<sup>13</sup></b>	-	-	-
Boxer 2.5 D (310,320)(ME5T )	2/94-	DJ5	2446	OHC	228x23.1x21	<b>QKT1266AF<sup>13</sup></b>	-	-	-
Boxer 2.5 D (350)(MG5T )	2/94-	DJ5	2446	OHC	228x x21	<b>QKT1267AF<sup>13</sup></b>	-	-	-
Boxer 2.5 TD (310,320,350)	2/94-97	DJ5T	2446	OHC	242x x21	<b>QKT1268AF<sup>13</sup></b>	-	-	-
Boxer 2.5 TD (310,320,350)	1/97-	DJ5TED	2446	OHC	242x x21	<b>QKT1268AF<sup>13</sup></b>	-	-	-
Expert 1.6i	8/95-	220A2	1580	OHC	215x x18	<b>QKT2093AF</b>	-	-	<b>CCT315</b>
Expert 1.8i	7/96-	XU7JP	1761	OHC	215x20.8x18	<b>QKT638AF</b>	<b>Q90252</b>	<b>C1183AF</b>	<b>CCT315</b>
Expert 1.9 D	8/95-1/98	XUD9A	1905	OHC	215x20.8x18	<b>QKT1908AF</b>	-	<b>C1183AF</b>	<b>CCT315</b>
Expert 1.9 D	1/98-99	XUD9A	1905	OHC	215x x18	<b>QKT2129AF<sup>13</sup></b>	-	-	-
Expert 1.9 TD (ME5K )	8/95-4/96	XUD9TF	1905	OHC	228x24.1x21	<b>QKT1271AF</b>	<b>Q90742</b>	<b>C1717AF</b>	<b>CCT379</b>
Expert 1.9 TD (ML5T )	4/96-	XUD9TF	1905	OHC	228x23.1x21	<b>QKT1753AF</b>	-	-	<b>CCT379</b>
J5 1.8	11/81-94	XM7T	1796	OHV	215x24x21	<b>QKT1601AF</b>	<b>Q90682</b>	<b>C1035AF</b>	<b>CCT137</b>
J5 1.9 D	7/87-94	XUD9	1905	OHC	215x24x21	<b>QKT1495AF</b>	<b>Q90751</b>	<b>C1035AF</b>	<b>CCT384</b>
J5 2.0	11/81-7/89	XN1T	1971	OHV	215x24x21	<b>QKT1601AF</b>	<b>Q90682</b>	<b>C1035AF</b>	<b>CCT137</b>
J5 2.0	8/89-94	XN1T	1971	OHV	228x24.1x21	<b>QKT1763AF</b>	-	-	<b>CCT137</b>
J5 2.5 D	11/81-94	CRD93,CRD93L	2500	OHV	230x24x21	<b>QKT1454AF</b>	<b>Q90702</b>	<b>C1039AF</b>	<b>CCT137</b>
J5 2.5 D 4x4	7/87-94	CRD93,CRD93L	2500	OHV	230x24x21	<b>QKT1454AF</b>	<b>Q90702</b>	<b>C1039AF</b>	<b>CCT137</b>
J5 2.5 TD	1987-94	CRD93LS	2500	OHV	230x24x21	<b>QKT1454AF</b>	<b>Q90702</b>	<b>C1039AF</b>	<b>CCT137</b>
J5 2.5 TD 4x4	9/90-94	CRD93L,CRD93LS	2500	OHV	230x24x21	<b>QKT1454AF</b>	<b>Q90702</b>	<b>C1039AF</b>	<b>CCT137</b>
J7 1.6	1970-80	XC7P	1618	OHV	215x25x23	<b>QKT764AF</b>	<b>Q90094</b>	<b>C1128AF</b>	<b>CCT321</b>
J7 1.9 D	1970-80	XPDP8	1948	OHV	215x25x23	<b>QKT764AF</b>	<b>Q90094</b>	<b>C1128AF</b>	<b>CCT321</b>

Kit only - Vendu seulement en kit - Nur als Satz Verfügbar  
 Ball Pin Release Fork - Fourchette à Rotule - Kugelfl. Ausrückgabel  
 Shaft Release Fork - Fourchette à Arbre - Wellen-Ausrückgabel

Gearbox - Boîte de vitesse - Getriebe  
 Pull Type - Embrayage Tiré - Kupplung mit gezogener Betätigung



**... PEUGEOT**

J9 1.6	1/80-86	XC7P	1618	OHV	215x25x23	<b>QKT764AF</b>	<b>Q90094</b>	<b>C1128AF</b>	<b>CCT321</b>
J9 2.0	1/80-94	XN1P	1971	OHV	215x25x23	<b>QKT764AF</b>	<b>Q90094</b>	<b>C1128AF</b>	<b>CCT321</b>
J9 2.1 D	1/80-83	XDP90	2112	OHV	215x25x23	<b>QKT764AF</b>	<b>Q90094</b>	<b>C1128AF</b>	<b>CCT321</b>
J9 2.3 D	1/80-82	XD2P	2304	OHV	215x25x23	<b>QKT764AF</b>	<b>Q90094</b>	<b>C1128AF</b>	<b>CCT321</b>
J9 2.5 D	7/82-94	XD3P	2498	OHV	215x25x23	<b>QKT764AF</b>	<b>Q90094</b>	<b>C1128AF</b>	<b>CCT321</b>
Partner 1.1i	6/96-6/98	TU1M	1124	OHC	200x20x18	<b>QKT2056AF</b>	-	-	<b>CCT371</b>
Partner 1.1i	6/98-	TU1M	1124	OHC	200x x18	<b>QKT2062AF</b>	-	-	<b>CCT371</b>
Partner 1.4i	6/96-6/98	TU3JP	1360	OHC	200x20x18	<b>QKT2056AF</b>	-	-	<b>CCT371</b>
Partner 1.4i	6/98-	TU3JP	1360	OHC	200x x18	<b>QKT2062AF</b>	-	-	<b>CCT371</b>
Partner 1.8i	5/97-12/97	XU7JB	1761	OHC	200x20.8x18	<b>QKT700AF</b>	<b>Q90655</b>	<b>C1181AF</b>	<b>CCT315</b>
Partner 1.8i	1/98-	XU7JB	1761	OHC	200x x18	<b>QKT2058AF</b>	<b>Q90655</b>	-	<b>CCT371</b>
Partner 1.8 D	6/96-12/97	XUD7	1769	OHC	200x20.8x18	<b>QKT698AF</b>	<b>Q90655</b>	<b>C1619AF</b>	<b>CCT315</b>
Partner 1.8 D	1/98-99	XUD7	1769	OHC	200x20.8x18	<b>QKT2001AF</b>	<b>Q90655</b>	<b>C1619AF</b>	<b>CCT371</b>
Partner 1.9 D	6/96-12/97	XUD9	1905	OHC	200x20.8x18	<b>QKT698AF</b>	<b>Q90655</b>	<b>C1619AF</b>	<b>CCT315</b>
Partner 1.9 D	1/98-99	XUD9	1905	OHC	200x20.8x18	<b>QKT2001AF</b>	<b>Q90655</b>	<b>C1619AF</b>	<b>CCT371</b>
Partner 1.9 D	1/99-	DW8	1868	OHC	200x20.7x18	<b>QKT2067AF</b>	<b>Q90655</b>	-	<b>CCT371</b>

**PROTON**

Aeroback 1.3 (C21A)	3/89-12/90	4G13	1298	OHC	180x22.2x20	<b>QKT536AF</b>	<b>Q90059</b>	<b>C1431AF</b>	<b>CCT305</b>
Aeroback 1.3 12V (C21A)	1/91-9/92	4G13	1298	OHC	180x22.2x20	<b>QKT536AF</b>	<b>Q90059</b>	<b>C1431AF</b>	<b>CCT305</b>
Aeroback 1.3i 12V (C21A)	10/92-97	4G13	1298	OHC	180x22.2x20	<b>QKT536AF</b>	<b>Q90059</b>	<b>C1431AF</b>	<b>CCT305</b>
Aeroback 1.5 (C22A)	3/89-12/90	4G15	1468	OHC	180x22.2x20	<b>QKT536AF</b>	<b>Q90059</b>	<b>C1431AF</b>	<b>CCT305</b>
Aeroback 1.5 12V (C22A)	1/91-9/92	4G15	1468	OHC	180x22.2x20	<b>QKT536AF</b>	<b>Q90059</b>	<b>C1431AF</b>	<b>CCT305</b>
Aeroback 1.5i 12V (C22A)	10/92-97	4G15	1468	OHC	200x22.4x20	<b>QKT322AF</b>	<b>Q90061</b>	<b>C1020AF</b>	<b>CCT305</b>
Coupé 1.8i 16V (C99A)	10/97-	4G93	1834	DOHC	215x22.4x20	<b>QKT1444AF</b>	<b>Q90753</b>	<b>C1739AF</b>	<b>CCT305</b>
Coupé 1.8i GTi 16V (C99D)	7/00-	4G93	1834	DOHC	-	-	<b>Q90753</b>	-	<b>CCT305</b>
Persona 1.3i 12V (C96A)	7/97-00	4G13	1299	OHC	180x22.2x20	<b>QKT536AF</b>	<b>Q90059</b>	<b>C1431AF</b>	<b>CCT305</b>
Persona 1.5i 12V (C97A)	11/93-00	4G15	1468	OHC	200x22.4x20	<b>QKT322AF</b>	<b>Q90061</b>	<b>C1020AF</b>	<b>CCT305</b>
Persona 1.6i 16V (C98A)	11/93-00	4G92	1597	OHC	200x22.4x20	<b>QKT1189AF</b>	<b>Q90600</b>	<b>C1020AF</b>	<b>CCT305</b>
Persona 1.8i 16V (C99A)	4/96-00	4G93	1834	OHC	215x22.4x20	<b>QKT1444AF</b>	<b>Q90753</b>	<b>C1739AF</b>	<b>CCT305</b>
Persona 2.0 Di (C95A)	4/96-97	4D68	1998	OHC	200x23x20	<b>QKT1195AF</b>	<b>Q90434</b>	<b>C1377AF</b>	<b>CCT305</b>
Persona 2.0 TD (C95A)	4/97-00	4D68T	1998	OHC	215x22.4x20	<b>QKT1700AF</b>	<b>Q90827</b>	<b>C1550AF</b>	<b>CCT305</b>
Persona Compact 1.3i 12V (C96A)	10/95-00	4G13	1299	OHC	180x22.2x20	<b>QKT536AF</b>	<b>Q90059</b>	<b>C1431AF</b>	<b>CCT305</b>
Persona Compact 1.5i 12V (C97A)	10/95-00	4G15	1468	OHC	200x22.4x20	<b>QKT322AF</b>	<b>Q90061</b>	<b>C1020AF</b>	<b>CCT305</b>
Persona Compact 1.6i 16V (C98A)	10/95-00	4G92	1598	OHC	200x22.4x20	<b>QKT1189AF</b>	<b>Q90600</b>	<b>C1020AF</b>	<b>CCT305</b>
Saloon 1.3 (C21A)	3/89-12/90	4G13	1298	OHC	180x22.2x20	<b>QKT536AF</b>	<b>Q90059</b>	<b>C1431AF</b>	<b>CCT305</b>
Saloon 1.3 12V (C21A)	1/91-9/92	4G13	1298	OHC	180x22.2x20	<b>QKT536AF</b>	<b>Q90059</b>	<b>C1431AF</b>	<b>CCT305</b>
Saloon 1.3i 12V (C21A)	10/92-97	4G13	1298	OHC	180x22.2x20	<b>QKT536AF</b>	<b>Q90059</b>	<b>C1431AF</b>	<b>CCT305</b>
Saloon 1.5 (C22A)	3/89-12/90	4G15	1468	OHC	180x22.2x20	<b>QKT536AF</b>	<b>Q90059</b>	<b>C1431AF</b>	<b>CCT305</b>
Saloon 1.5 12V (C22A)	1/91-9/92	4G15	1468	OHC	180x22.2x20	<b>QKT536AF</b>	<b>Q90059</b>	<b>C1431AF</b>	<b>CCT305</b>
Saloon 1.5i 12V (C22A)	10/92-97	4G15	1468	OHC	200x22.4x20	<b>QKT322AF</b>	<b>Q90061</b>	<b>C1020AF</b>	<b>CCT305</b>
Satria 1.3i 12V (C96M)	7/00-	4G13M	1299	OHC	180x22.2x20	<b>QKT536AF</b>	<b>Q90059</b>	<b>C1431AF</b>	<b>CCT305</b>
Satria 1.5i 12V (C97M)	7/00-	4G15M	1468	OHC	200x22.4x20	<b>QKT1189AF</b>	<b>Q90600</b>	<b>C1020AF</b>	<b>CCT305</b>
Satria 1.6i 16V (C98M)	7/00-	4G92	1598	OHC	200x22.4x20	-	-	<b>C1020AF</b>	<b>CCT305</b>
Satria 1.8i GTi 16V (C99D)	7/00-	4G93	1834	DOHC	-	-	<b>Q90753</b>	-	<b>CCT305</b>
Wira 1.3i 12V (C96M)	7/00-	4G13M	1299	OHC	180x22.2x20	<b>QKT536AF</b>	<b>Q90059</b>	<b>C1431AF</b>	<b>CCT305</b>
Wira 1.5i 12V (C97M)	7/00-	4G15M	1468	OHC	200x22.4x20	<b>QKT1189AF</b>	<b>Q90600</b>	<b>C1020AF</b>	<b>CCT305</b>
Wira 1.6i 16V (C98M)	7/00-	4G92	1598	OHC	200x22.4x20	-	-	<b>C1020AF</b>	<b>CCT305</b>
Wira 2.0 TD (C95L,S)	7/00-	4D68T	1998	OHC	200x22.4x20	<b>QKT2226AF<sup>13</sup></b>	-	-	-

**RELIANT**

Kitten 848cc	1975-82	H92	848	OHV	159x22x10	<b>QKT205AF</b>	<b>Q60000</b>	<b>C893AF<sup>6</sup></b>	<b>CC18</b>
Rialto 848cc	1983-1/90	-	848	OHV	159x22x10	<b>QKT205AF</b>	<b>Q60000</b>	<b>C893AF<sup>6</sup></b>	<b>CC18</b>
Rialto 848cc (OB85/87544-)	2/90-	-	848	OHV	165x22.2x10	<b>QKT2087AF</b>	<b>Q10023</b>	-	<b>CCT172</b>
Robin 848cc	1973-82	-	848	OHV	159x22x10	<b>QKT205AF</b>	<b>Q60000</b>	<b>C893AF<sup>6</sup></b>	<b>CC18</b>
Robin 848cc (OB85/87544-)	2/90-	-	848	OHV	165x22.2x10	<b>QKT2087AF</b>	<b>Q10023</b>	-	<b>CCT172</b>
Scimitar GTE 2.8 V6	12/79-86	HYF	2792	V6	240x25.4x23	<b>QKT2030AF</b>	<b>Q10019</b>	<b>C1104AF</b>	<b>CCT132</b>
Scimitar GTE 3.0 V6 (ch.932448-)	1972-80	HYF	2994	V6	240x25.4x23	<b>QKT2030AF</b>	<b>Q10019</b>	<b>C1104AF</b>	<b>CCT132</b>
Scimitar SS1 1.3	3/85-87	JPA	1296	CVH	190x25x23	<b>QKT152AF</b>	<b>Q10007</b>	<b>C784AF</b>	<b>CCT132</b>
Scimitar SS1 1.4	11/87-90	FUA,FUC,F6B	1392	CVH	190x25x23	<b>QKT152AF</b>	<b>Q10007</b>	<b>C784AF</b>	<b>CCT132</b>
Scimitar SS1 1.6	3/85-90	LRB	1597	CVH	215x25.4x23	<b>QKT742AF</b>	<b>Q10060</b>	<b>C1175AF</b>	<b>CCT132</b>

**RELIANT**

Fox 848cc	10/82-2/90	-	848	OHV	159x22x10	<b>QKT205AF</b>	<b>Q60000</b>	<b>C893AF</b>	<b>CC18</b>
Kitten 848cc	1975-83	-	848	OHV	159x22x10	<b>QKT205AF</b>	<b>Q60000</b>	<b>C893AF<sup>6</sup></b>	<b>CC18</b>
TW9E 848cc	1975-83	-	848	OHV	159x22x10	<b>QKT205AF</b>	<b>Q60000</b>	<b>C893AF</b>	<b>CC18</b>

**6** Clutch Cover and Drive Plate must be fitted as a pair - Le Mécanisme et la Disque doivent être montés ensemble - Kupplungsautomat und Scheibe müssen zusammen montiert werden  
**13** Kit only - Vendu seulement en kit - Nur als Satz Verfügbar



CC

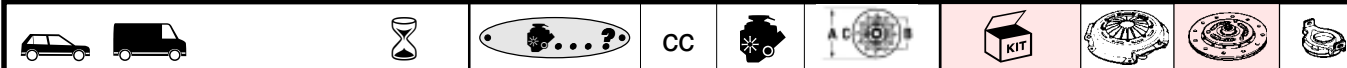
**R****RENAULT**

4 747cc (R1120)	9/68-72	680	747	OHV	160x17x20	<b>QKT134AF</b>	<b>Q90025</b>	<b>C850AF</b>	<b>CCT146</b>
4 782cc (R1126)	9/72-82	839	782	OHV	160x17x20	<b>QKT134AF</b>	<b>Q90025</b>	<b>C850AF</b>	<b>CCT146</b>
4 845cc (R1123)	6/68-86	800 B1B	845	OHV	160x17x20	<b>QKT134AF</b>	<b>Q90025</b>	<b>C850AF</b>	<b>CCT146</b>
4 956cc (R112C)	7/86-90	C1C708	956	OHV	182x17.5x20	<b>QKT627AF</b>	<b>Q90207</b>	<b>C1167AF</b>	<b>CCT146</b>
4 1.1 (R1128)	9/77-90	688 C1E	1108	OHV	182x17.5x20	<b>QKT627AF</b>	<b>Q90207</b>	<b>C1167AF</b>	<b>CCT146</b>
5 782cc (R1220)	1/72-81	839	782	OHV	160x17x20	<b>QKT134AF</b>	<b>Q90025</b>	<b>C850AF</b>	<b>CCT146</b>
5 845cc (R1221,R1391)	7/72-85	800 B1B	845	OHV	160x17x20	<b>QKT134AF</b>	<b>Q90025</b>	<b>C850AF</b>	<b>CCT146</b>
5 956cc (R1222,R2382)	1/72-6/79	689	956	OHV	160x17x20	<b>QKT136AF</b>	<b>Q90148</b>	<b>C850AF</b>	<b>CCT146</b>
5 956cc (R1222,R1392)	7/79-85	689	956	OHV	182x17.5x20	<b>QKT627AF</b>	<b>Q90207</b>	<b>C1167AF</b>	<b>CCT146</b>
5 1.1 (R1227,R1397)	7/79-85	688 C1E	1108	OHV	182x17.5x20	<b>QKT627AF</b>	<b>Q90207</b>	<b>C1167AF</b>	<b>CCT146</b>
5 1.3 (R1224)( -66706)	4/74-84	810	1289	OHV	170x17x20	<b>QKT159AF</b>	<b>Q90041</b>	<b>C802AF</b>	<b>CCT146</b>
5 1.3 (R1224,R1225)( 66707-)	4/74-84	810	1289	OHV	182x17.5x20	<b>QKT627AF</b>	<b>Q90207</b>	<b>C1167AF</b>	<b>CCT146</b>
5 1.3 (R1395,R1399)	7/79-85	810	1289	OHV	182x17.5x20	<b>QKT627AF</b>	<b>Q90207</b>	<b>C1167AF</b>	<b>CCT146</b>
5 1.4 (R1229,R1399)	7/79-85	847,C2J	1397	OHV	182x17.5x20	<b>QKT627AF</b>	<b>Q90207</b>	<b>C1167AF</b>	<b>CCT146</b>
5 1.4 Alpine,Gordini (R1223)	3/76-81	840	1397	OHV	182x17.5x20	<b>QKT627AF</b>	<b>Q90207</b>	<b>C1167AF</b>	<b>CCT146</b>
5 1.4 Alpine,Gordini Turbo (R122B)	10/81-4/82	840	1398	OHV	190x17.5x20	<b>QKT411AF</b>	<b>Q90096</b>	<b>C1074AF</b>	<b>CCT146</b>
Super 5 956cc (B400,C400)	10/84-93	C1C	956	OHV	180x22x26	<b>QKT267AF</b>	<b>Q90207</b>	<b>C952AF</b>	<b>CCT270</b>
Super 5 1.1 (B401,C401,B40H,C40H)	10/84-93	C1E	1108	OHV	180x22x26	<b>QKT267AF</b>	<b>Q90207</b>	<b>C952AF</b>	<b>CCT270</b>
Super 5 1.2 (B40F,C40F)	6/87-91	C1G	1237	OHV	180x22x26	<b>QKT267AF</b>	<b>Q90207</b>	<b>C952AF</b>	<b>CCT270</b>
Super 5 1.4 (B402,B403,C402,C403)	10/84-93	C1J,C2J	1397	OHV	180x22x26	<b>QKT267AF</b>	<b>Q90207</b>	<b>C952AF</b>	<b>CCT270</b>
Super 5 1.4i (B407,C407)	8/85-96	C3J	1390	OHV	180x22x26	<b>QKT267AF</b>	<b>Q90207</b>	<b>C952AF</b>	<b>CCT270</b>
Super 5 1.4 GT Turbo (C405)	3/85-91	C1J	1397	OHV	200x22x26	<b>QKT1066AF</b>	<b>Q90722</b>	<b>C1014AF</b>	<b>CCT270</b>
Super 5 1.6 D (B404,C404)	11/85-91	F8M	1595	OHC	180x22x26	<b>QKT968AF</b>	<b>Q90207</b>	<b>C1233AF</b>	<b>CCT270</b>
Super 5 1.7 (B40G,B40K,C40G,C40K)	6/87-90	F2N	1721	OHC	200x22x26	<b>QKT633AF</b>	<b>Q90270</b>	<b>C1014AF</b>	<b>CCT270</b>
Super 5 1.7i (B408,C408,C409)	1987-93	F3N	1721	OHC	200x22x26	<b>QKT633AF</b>	<b>Q90270</b>	<b>C1014AF</b>	<b>CCT270</b>
6 845cc (R1180)	9/68-80	800	845	OHV	160x17x20	<b>QKT134AF</b>	<b>Q90025</b>	<b>C850AF</b>	<b>CCT146</b>
6 1.1 (R1181)	7/70-80	688	1108	OHV	160x17x20	<b>QKT136AF</b>	<b>Q90148</b>	<b>C850AF</b>	<b>CCT146</b>
6 1.1 Rodeo (ACL2B)	1973-79	688	1108	OHV	160x17x20	<b>QKT136AF</b>	<b>Q90148</b>	<b>C850AF</b>	<b>CCT146</b>
6 1.1 Rodeo (D1128)	7/79-81	688	1108	OHV	182x17.5x20	<b>QKT627AF</b>	<b>Q90207</b>	<b>C1167AF</b>	<b>CCT146</b>
8 1.1 (R1132,R1136)	1970-73	688	1108	OHV	160x17x20	<b>QKT136AF</b>	<b>Q90148</b>	<b>C850AF</b>	<b>CCT146</b>
9 1.1 (L421)(ch.5179-)	1982-87	C1E	1108	OHV	180x22x26	<b>QKT267AF</b>	<b>Q90207</b>	<b>C952AF</b>	<b>CCT270</b>
9 1.2 (L42S,L425)	7/85-88	C1G	1237	OHV	180x22x26	<b>QKT267AF</b>	<b>Q90207</b>	<b>C952AF</b>	<b>CCT270</b>
9 1.4 (L422,L423)	10/81-88	C1J,C2J	1397	OHV	180x22x26	<b>QKT267AF</b>	<b>Q90207</b>	<b>C952AF</b>	<b>CCT270</b>
9 1.4 Turbo (L425)	7/85-88	C1J	1397	OHV	200x22x26	<b>QKT633AF</b>	<b>Q90270</b>	<b>C1014AF</b>	<b>CCT270</b>
9 1.6 D (L424)	10/82-88	F8M	1595	OHC	180x22x26	<b>QKT968AF</b>	<b>Q90207</b>	<b>C1233AF</b>	<b>CCT270</b>
9 1.7 (L426,L42N)	3/84-88	F2N	1721	OHC	200x22x26	<b>QKT633AF</b>	<b>Q90270</b>	<b>C1014AF</b>	<b>CCT270</b>
10 1.1 (R1190)	1970-72	688	1108	OHV	160x17x20	<b>QKT136AF</b>	<b>Q90148</b>	<b>C850AF</b>	<b>CCT146</b>
10 1.3 (R1192)	1969-72	810	1289	OHV	170x17x20	<b>QKT159AF</b>	<b>Q90041</b>	<b>C802AF</b>	<b>CCT146</b>
11 1.1 (B371,C371)	2/83-87	C1E	1108	OHV	180x22x26	<b>QKT267AF</b>	<b>Q90207</b>	<b>C952AF</b>	<b>CCT270</b>
11 1.2 (B37S,C37S)	7/84-89	C1G	1237	OHV	180x22x26	<b>QKT267AF</b>	<b>Q90207</b>	<b>C952AF</b>	<b>CCT270</b>
11 1.4 (B/C372,B/C373)	2/83-89	C1J,C2J	1397	OHV	180x22x26	<b>QKT267AF</b>	<b>Q90207</b>	<b>C952AF</b>	<b>CCT270</b>
11 1.4 Turbo (B37S,C37S)	9/83-89	C1J	1397	OHV	200x22x26	<b>QKT633AF</b>	<b>Q90270</b>	<b>C1014AF</b>	<b>CCT270</b>
11 1.6 D (B374,C374)	7/83-89	F8M	1595	OHC	180x22x26	<b>QKT968AF</b>	<b>Q90207</b>	<b>C1233AF</b>	<b>CCT270</b>
11 1.7 (B376,C376)	7/83-89	F2N	1721	OHC	200x22x26	<b>QKT633AF</b>	<b>Q90270</b>	<b>C1014AF</b>	<b>CCT270</b>
12 1.3	9/69-8/75	810	1289	OHV	170x17x20	<b>QKT159AF</b>	<b>Q90041</b>	<b>C802AF</b>	<b>CCT146</b>
12 1.3	9/75-80	810	1289	OHV	182x17.5x20	<b>QKT627AF</b>	<b>Q90207</b>	<b>C1167AF</b>	<b>CCT146</b>
14 1.2 (R1210,R1213)	5/76-83	129	1218	OHC	182x17.5x20	<b>QKT626AF</b>	<b>Q90207</b>	<b>C1167AF</b>	<b>CCT262</b>
14 1.4 (R1211,R1212)	9/78-83	150,X5J	1360	OHC	182x17.5x20	<b>QKT626AF</b>	<b>Q90207</b>	<b>C1167AF</b>	<b>CCT262</b>
15 1.3 (R1300)	9/71-8/75	810	1289	OHV	170x17x20	<b>QKT159AF</b>	<b>Q90041</b>	<b>C802AF</b>	<b>CCT146</b>
15 1.3 (R1300)	9/75-80	810	1289	OHV	182x17.5x20	<b>QKT627AF</b>	<b>Q90207</b>	<b>C1167AF</b>	<b>CCT146</b>
15 1.6	9/71-76	807	1565	OHV	200x24x21	<b>QKT164AF</b>	<b>Q90046</b>	<b>C906AF</b>	<b>CCT137</b>
16 1.6	5/73-80	821	1565	OHV	200x24x21	<b>QKT164AF</b>	<b>Q90046</b>	<b>C906AF</b>	<b>CCT137</b>
16 1.6 TX	10/73-80	843	1647	OHV	200x24x21	<b>QKT164AF</b>	<b>Q90046</b>	<b>C906AF</b>	<b>CCT137</b>
17 1.6 TL (R1312,R1322)	9/71-76	807	1565	OHV	200x24x21	<b>QKT164AF</b>	<b>Q90046</b>	<b>C906AF</b>	<b>CCT137</b>
17 1.6 TS (R1313,R1323)	9/71-76	807	1565	OHV	215x24x21	<b>QKT1601AF</b>	<b>Q90682</b>	<b>C1035AF</b>	<b>CCT137</b>
17 1.6 Gordini (R1317,R1327)	6/74-78	844	1605	OHV	215x24x21	<b>QKT1601AF</b>	<b>Q90682</b>	<b>C1035AF</b>	<b>CCT137</b>
17 1.6 (R1316,R1326)	9/75-80	843	1647	OHV	215x24x21	<b>QKT1601AF</b>	<b>Q90682</b>	<b>C1035AF</b>	<b>CCT137</b>
18 1.4 (R1340,1350)	4/78-86	847	1397	OHV	182x17.5x20	<b>QKT627AF</b>	<b>Q90207</b>	<b>C1167AF</b>	<b>CCT146</b>
18 1.6 (R1341,1351)(352/395 )	4/78-6/80	841,A2M	1647	OHV	200x24x21	<b>QKT164AF</b>	<b>Q90046</b>	<b>C906AF</b>	<b>CCT137</b>
18 1.6 (R1341,1342,1351,1352)(NG )	7/80-86	A2M,A6M	1647	OHV	200x24x21	<b>QKT244AF</b>	<b>Q90046</b>	<b>C906AF</b>	<b>CCT206</b>
18 1.6 Turbo (R1345,R1355)	9/80-86	A5L	1565	OHV	215x24x21	<b>QKT1073AF</b>	<b>Q90683</b>	<b>C1144AF</b>	<b>CCT206</b>
18 2.0 (R1343,R1353)	9/81-86	J6R	1995	OHC	215x24x21	<b>QKT1073AF</b>	<b>Q90683</b>	<b>C1144AF</b>	<b>CCT206</b>
18 2.1 D (R1344,R1354)(352/395 )	7/80-82	852	2068	OHC	200x24x21	<b>QKT263AF</b>	<b>Q90046</b>	<b>C1045AF</b>	<b>CCT137</b>
18 2.1 D (R1344,R1354)(NG )	1981-86	852	2068	OHC	200x24x21	<b>QKT245AF</b>	<b>Q90046</b>	<b>C1045AF</b>	<b>CCT206</b>
18 2.1 TD (R1346,R1356)	4/84-86	J8S	2068	OHC	215x24x21	<b>QKT1074AF</b>	<b>Q90683</b>	<b>C1035AF</b>	<b>CCT206</b>

13 Kit only - Vendu seulement en kit - Nur als Satz Verfügbar

Gearbox - Boîte de vitesse - Getriebe

Engine - Moteur - Motor



**R**

... RENAULT									
19 1.2 (B530,C530)	7/88-95	C1G	1237	OHV	180x22x26	QKT267AF	Q90207	C952AF	CCT270
19 1.2i (B53W,C53W)	4/92-95	E7F	1171	OHC	180x22x26	QKT267AF	Q90207	C952AF	CCT270
19 1.4 (B/C531,B/C53P)	7/88-93	C1J,C2J	1397	OHV	180x22x26	QKT267AF	Q90207	C952AF	CCT270
19 1.4 (B537,C537)	7/88-93	E6J	1390	OHC	180x22x26	QKT267AF	Q90207	C952AF	CCT270
19 1.4i (B532,C532,L532)	7/88-95	C3J	1397	OHV	180x22x26	QKT267AF	Q90207	C952AF	CCT270
19 1.4i (B53A,C53A,L53A)	9/90-96	E7J	1390	OHC	180x22x26	QKT267AF	Q90207	C952AF	CCT270
19 1.7 (B/C533,B/C53E)	7/88-94	F2N	1721	OHC	200x22x26	QKT633AF	Q90270	C1014AF	CCT270
19 1.7i (B/C/L53B,B/C/L53C,B/C/L53F)	7/88-96	F3N	1721	OHC	200x22x26	QKT633AF	Q90270	C1014AF	CCT270
19 1.8i (B/C/L/D53Y)	4/92-96	F3P	1794	OHC	200x22x26	QKT1066AF	Q90722	C1014AF	CCT270
19 1.8i 16V (B/C539)(B/C/D/L53D)	6/89-96	F7P	1764	DOHC	200x22x26	QKT1066AF	Q90722	C1014AF	CCT270
19 1.9 D (-ch.00096560)(B/C/534)	7/88-89	F8Q	1870	OHC	200x22x26	QKT1396AF	Q90215	C1162AF	CCT270
19 1.9 D (ch.00096561-)(B/C/L534)	1989-96	F8Q	1870	OHC	200x22x26	QKT641AF	Q90287	C1162AF	CCT270
19 1.9 TD (B53K,C53K,L53K)	9/90-96	F8Q	1870	OHC	200x22x26	QKT783AF	Q90668	C1630AF	CCT270
19 Chamade 1.2 (L530)	4/89-92	C1G	1237	OHV	180x22x26	QKT267AF	Q90207	C952AF	CCT270
19 Chamade 1.4 (L532)	4/89-92	C1J,C2J	1397	OHV	180x22x26	QKT267AF	Q90207	C952AF	CCT270
19 Chamade 1.4 (L537)	4/89-92	E6J	1390	OHC	180x22x26	QKT267AF	Q90207	C952AF	CCT270
19 Chamade 1.4i (L532)	4/89-92	C3J	1397	OHV	180x22x26	QKT267AF	Q90207	C952AF	CCT270
19 Chamade 1.4i (L53A)	4/89-92	E7J	1390	OHC	180x22x26	QKT267AF	Q90207	C952AF	CCT270
19 Chamade 1.7 (L533,L53E)	4/89-92	F2N	1721	OHC	200x22x26	QKT633AF	Q90270	C1014AF	CCT270
19 Chamade 1.7i (L53B,C,F)	4/89-92	F3N	1721	OHC	200x22x26	QKT633AF	Q90270	C1014AF	CCT270
19 Chamade 1.8i 16V (L539)	4/89-92	F7P	1764	DOHC	200x22x26	QKT1066AF	Q90722	C1014AF	CCT270
19 Chamade 1.9 D (L534)(-ch.00096560)	4/89-92	F8Q	1870	OHC	200x22x26	QKT1396AF	Q90215	C1162AF	CCT270
19 Chamade 1.9 D (L534)(ch.00096561-)	4/89-92	F8Q	1870	OHC	200x22x26	QKT641AF	Q90287	C1162AF	CCT270
19 Chamade 1.9 TD (L53K)	4/91-92	F8Q	1870	OHC	200x22x26	QKT783AF	Q90668	C1630AF	CCT270
20 1.6 (R1271)(NG )	11/75-7/81	843	1647	OHV	200x24x21	QKT244AF	Q90046	C906AF	CCT206
20 1.6 (R1271)(352 )	11/75-7/81	843	1647	OHV	200x24x21	QKT164AF	Q90046	C906AF	CCT137
20 2.0 (R1272,R1277)(ch.199212-)	7/81-84	829	1995	OHC	215x24x21	QKT1073AF	Q90683	C1144AF	CCT206
20 2.1 D (R1276)(NG )	11/79-84	852	2068	OHC	200x24x21	QKT245AF	Q90046	C1045AF	CCT206
20 2.1 D (R1276)(395 )	11/79-84	852	2068	OHC	200x24x21	QKT263AF	Q90046	C1045AF	CCT137
20 2.1 TD (R1270)	7/82-84	J8S	2068	OHC	215x24x21	QKT1074AF	Q90683	C1035AF	CCT206
20 2.2 (R1279)(ch.6779-)	7/81-84	851	2165	OHC	215x24x21	QKT1073AF	Q90683	C1144AF	CCT206
21 1.4 (B48D,L48D)	6/88-93	C2J	1397	OHV	180x22x26	QKT267AF	Q90207	C952AF	CCT270
21 1.7 (B/L/K481,482,48)	3/86-95	F2N,F3N	1721	OHC	200x22x26	QKT260AF	Q90215	C1014AF	CCT270
21 1.9 D (B/L/K/S48)(-ch.002006)	5/89-95	F8Q	1870	OHC	200x22x26	QKT1396AF	Q90215	C1162AF	CCT270
21 1.9 D (B/L/K/S48)(ch.002007-)	5/89-95	F8Q	1870	OHC	200x22x26	QKT641AF	Q90287	C1162AF	CCT270
21 2.0i (B/L/K483,489)	3/86-95	J7R	1995	OHC	215x24x21	QKT640AF	Q90242	C1144AF	-
21 2.0i 12V (B/L48Q,Y)	8/89-93	J7R	1995	OHC	215x24x21	QKT640AF	Q90242	C1144AF	-
21 2.0i 12V 4x4 (B/L48R)	10/90-94	J7R	1995	OHC	215x24x21	QKT640AF	Q90242	C1144AF	-
21 2.0i Turbo (L485)	6/87-92	J7R	1995	OHC	228x24.1x21	QKT1779AF <sup>13</sup>	-	-	-
21 2.1 D (B/L/K/S486,48V)	3/86-95	J8S	2068	OHC	200x24x21	QKT245AF	Q90046	C1045AF	CCT206
21 2.1 TD (B/L/K488)	3/86-95	J8S	2068	OHC	215x24.1x21	QKT1537AF	Q90242	-	-
21 2.2i (K/L48K)	6/86-94	J7T	2165	OHC	215x24x21	QKT640AF	Q90242	C1144AF	-
25 2.0 (B297)	9/83-92	J6R	1995	OHC	215x24x21	QKT1073AF	Q90683	C1144AF	CCT206
25 2.0i (B29H,B292,B294)	5/87-92	J7R	1995	OHC	215x24x21	QKT1073AF	Q90683	C1144AF	CCT206
25 2.1 D (B296)	9/83-92	J8S	2068	OHC	200x24x21	QKT245AF	Q90046	C1045AF	CCT206
25 2.1 TD (B290,B29W)	9/83-92	J8S	2068	OHC	215x24x21	QKT1074AF	Q90683	C1035AF	CCT206
25 2.2i (B29B,B29B)	9/83-92	J7T	2165	OHC	215x24x21	QKT1073AF	Q90683	C1144AF	CCT206
25 2.5i V6 Turbo (B29G)	6/89-92	Z7U	2458	V6	228x x21	QKT1780AF <sup>13</sup>	-	-	-
25 2.7i V6 (B298)	9/83-88	Z7W	2664	V6	235x24.1x21	QKT1785AF <sup>13</sup>	-	-	-
25 2.8i V6 (B293,B29A/F)	9/85-92	Z7W	2849	V6	235x24.1x21	QKT1785AF <sup>13</sup>	-	-	-
30 2.1 TD (R1270)	7/81-84	J8S	2068	OHC	215x24x21	QKT1074AF	Q90683	C1035AF	CCT206
30 2.7 TS (R1275)(ch.63939-)	11/80-82	144.00	2664	V6	235x24x21	QKT3000AF <sup>13</sup>	-	-	-
30 2.7 TX (R1278)(ch.26425-)	11/80-84	140.04	2664	V6	235x24x21	QKT3000AF <sup>13</sup>	-	-	-
Alpine A110 1.3	1969-9/75	812	1255	OHV	170x17x20	QKT159AF	Q90041	C802AF	CCT146
Alpine A110 1.3	10/75-77	812	1255	OHV	182x17.5x20	QKT627AF	Q90207	C1167AF	CCT146
Alpine 2.8i V6 (D500)	2/85-92	Z6W	2849	V6	235x24.1x21	QKT1785AF <sup>13</sup>	-	-	-
Clio 1.1 (B571,C571)	6/90-2/96	C1E	1108	OHV	180x22x26	QKT267AF	Q90207	C952AF	CCT270
Clio 1.2 (B572,C572)	6/90-2/96	E5F	1171	OHC	180x22x26	QKT267AF	Q90207	C952AF	CCT270
Clio 1.2i (B57A,C57A)	9/90-2/96	E7F	1171	OHC	180x22x26	QKT267AF	Q90207	C952AF	CCT270
Clio 1.2i (3/557K,3/557Y)	3/96-5/97	D7F	1149	OHC	180x22x26	QKT1782AF	Q90277	C952AF	CCT270
Clio 1.2i (3/557K,3/557Y)	5/97-2/98	D7F	1149	OHC	180x22x26	QKT1783AF	Q90893	C1890AF	CCT270
Clio 1.2i (BBOA,CBOA)	3/98-	D7F	1149	OHC	180x22x26	QKT1792AF	Q90893	C1890AF	CCT576
Clio 1.2i 16V	12/00-	D4F	1149	OHC	180x22x26	QKT1792AF	Q90893	C1890AF	CCT576
Clio 1.4 (B573,C573)	9/90-2/96	E6J	1390	OHC	180x22x26	QKT267AF	Q90207	C952AF	CCT270
Clio 1.4i (B57B,C57B)	9/90-2/98	E7J	1390	OHC	180x22x26	QKT267AF	Q90207	C952AF	CCT270
Clio 1.4i (BBOC,CBOC)	3/98-	E7J	1390	OHC	180x22x26	QKT1792AF	Q90893	C1890AF	CCT576
Clio 1.4i 16V (...BOA)	1/00-	K4J	1390	DOHC	200x x26	QKT2065AF	-	-	CCT576
Clio 1.6i (BBOD,CBOD)	3/98-	K7M	1598	OHC	200x x26	QKT2112AF	-	-	CCT576
Clio 1.6i 16V (CBOT)	1/99-	K4M	1598	DOHC	200x x26	QKT2065AF	-	-	CCT576
Clio 1.7 (B574,C574)	9/90-96	F2N	1721	OHC	200x22x26	QKT1066AF	Q90722	C1014AF	CCT270
Clio 1.8i (B/C57C,C579)	9/90-98	F3P	1794	OHC	200x22x26	QKT1066AF	Q90722	C1014AF	CCT270
Clio 1.8i 16V (C57D,C575)	3/91-96	F7P	1764	DOHC	200x22x26	QKT1066AF	Q90722	C1014AF	CCT270
Clio 1.9 D (B/C571,B/C576,3/557N)	9/90-8/97	F8Q	1870	OHC	200x22x26	QKT641AF	Q90287	C1162AF	CCT270
Clio 1.9 D (357N,557N,BBOE,CBOE)	9/97-	F8Q	1870	OHC	200x22x26	QKT1793AF <sup>13</sup>	-	-	-
Clio 1.9 DTi (...BOA)	3/99-	F9Q	1870	OHC	215x x26	QKT1789AF	-	-	-
Clio 2.0i 16V Williams (C57M)	5/93-96	F7R	1998	DOHC	200x22x26	QKT1066AF	Q90722	C1014AF	CCT270
Espace I 2.0 (J112,S112)	9/84-91	J6R	1995	OHC	215x24x21	QKT1073AF	Q90683	C1144AF	CCT206
Espace I 2.0i (J116)	6/87-91	J7R	1995	OHC	215x24x21	QKT1073AF	Q90683	C1144AF	CCT206
Espace I 2.1 TD (J115)	9/84-91	J8S	2068	OHC	215x24x21	QKT1074AF	Q90683	C1035AF	CCT206
Espace I 2.2i (J117)	9/86-91	J7T	2165	OHC	215x24x21	QKT1073AF	Q90683	C1144AF	CCT206

13 Kit only - Vendu seulement en kit - Nur als Satz Verfügbar  
Gearbox - Boîte de vitesse - Getriebe



CC

**R****... RENAULT**

Espace II 2.0i (J636)	1991-96	J7R	1995	OHC	215x24x21	QKT1073AF	Q90683	C1144AF	CCT206
Espace II 2.1 TD (J635,63D)	1991-96	J8S	2068	OHC	215x24x21	QKT1074AF	Q90683	C1035AF	CCT206
Espace II 2.2i (J637)	1991-96	J7T	2165	OHC	215x24x21	QKT1073AF	Q90683	C1144AF	CCT206
Espace II 2.8i V6 (J638)	1991-96	Z7W	2849	V6	235x24.1x21	QKT1785AF <sup>13</sup>	-	-	-
Espace III 2.0i 8V (JEOA)	10/96-	F3R	1998	OHC	215x x26	QKT1787AF	-	-	CCT576
Espace III 2.0i 16V (JEOH)	10/97-9/99	F4R	1998	DOHC	215x x26	QKT2120AF <sup>13</sup>	-	-	-
Espace III 2.2i TD (JEOE,JEOH)	11/96-6/99	G8T	2188	OHC	228x24.6x21	QKT2047AF <sup>13</sup>	-	-	-
Fuego 1.4 (R1360)	9/79-85	847	1397	OHV	182x17.5x20	QKT627AF	Q90207	C1167AF	CCT146
Fuego 1.6 (R1361,R1362)(NG )	9/79-85	A2M,A6M,843	1647	OHV	200x24x21	QKT244AF	Q90046	C906AF	CCT206
Fuego 1.6 (R1362)(352/395 )	9/79-82	A6M	1647	OHV	200x24x21	QKT164AF	Q90046	C906AF	CCT137
Fuego 1.6 Turbo (R1365)	9/83-85	A5L	1565	OHV	215x24x21	QKT1074AF	Q90683	C1035AF	CCT206
Fuego 2.0 (R1363)	9/80-85	829	1995	OHC	215x24x21	QKT1073AF	Q90683	C1144AF	CCT206
Fuego 2.1 TD (R1366)	7/82-84	J8S	2068	OHC	215x24x21	QKT1074AF	Q90683	C1035AF	CCT206
Laguna 1.6i 16V	5/98-	K4M	1598	DOHC	200x x26	QKT2065AF	-	-	CCT576
Laguna 1.8i	1/94-5/95	F3P	1794	OHC	200x22x26	QKT1066AF	Q90722	C1014AF	CCT270
Laguna 1.8i	6/95-98	F3P	1794	OHC	215x x26	QKT1786AF	-	-	CCT576
Laguna 1.8i 16V	9/98-	F4P	1783	DOHC	215x x26	QKT1787AF	-	-	CCT576
Laguna 1.9 DTi	5/98-	F9Q	1870	OHC	215x x26	QKT1789AF <sup>13</sup>	-	-	-
Laguna 2.0i	1/94-5/95	F3R	1998	OHC	200x22x26	QKT1261AF	Q90722	C1162AF	CCT270
Laguna 2.0i	6/95-98	F3R	1998	OHC	215x x26	QKT1787AF	-	-	CCT576
Laguna 2.0i 16V	6/95-	N7Q	1948	DOHC	218x22x26	QKT1560AF	-	C1776AF	CCT576
Laguna 2.2 D	3/94-98	G8T	2188	OHC	220x22x26	QKT1278AF	-	-	CCT270
Laguna 2.2 TD	3/96-11/98	G8T	2188	OHC	228x24.6x21	QKT2047AF <sup>13</sup>	-	-	-
Laguna 2.2 TD	12/98-	G8T	2188	OHC	-	-	-	-	CSC016 <sup>15</sup>
Laguna 3.0i V6	1/94-4/97	Z7X	2963	V6	228x x21	QKT1274AF <sup>13</sup>	-	-	-
Laguna 3.0i V6 24V	5/97-4/98	L7X	2946	V6	242x x21	QKT2119AF <sup>13</sup>	-	-	-
Mégane 1.4i	11/95-6/97	E7J	1390	OHC	180x22x26	QKT1551AF	Q90777	C952AF	CCT576
Mégane 1.4i	7/97-	E7J	1390	OHC	180x22x26	QKT1792AF	Q90893	C1890AF	CCT576
Mégane 1.4i 16V	3/99-	K4J	1390	DOHC	200x x26	QKT2130AF <sup>13</sup>	-	-	-
Mégane 1.6i	11/95-99	K7M	1598	OHC	200x22x26	QKT1553AF	Q90270	C1014AF	CCT576
Mégane 1.6i 16V	3/99-	K4M	1598	DOHC	200x x26	QKT2066AF	-	-	CCT576
Mégane 1.9 D	11/95-8/97	F8Q	1870	OHC	200x22x26	QKT1557AF	Q90779	C1162AF	CCT576
Mégane 1.9 D	9/97-	F8Q	1870	OHC	200x22x26	QKT1793AF <sup>13</sup>	-	-	-
Mégane 1.9 TD	11/95-99	F8Q	1870	OHC	200x22x26	QKT1558AF	Q90780	C1630AF	CCT576
Mégane 1.9 DTi	4/97-	F9Q	1870	OHC	215x x26	QKT1789AF <sup>13</sup>	-	-	-
Mégane 2.0i 8V	11/95-99	F3R	1998	OHC	215x22x26	QKT1555AF	-	-	CCT576
Mégane 2.0i 16V	11/95-99	F7R	1998	DOHC	215x22x26	QKT1788AF <sup>13</sup>	-	-	-
Mégane 2.0i 16V iDE	4/99-	F5R	1998	DOHC	215x x26	QKT1754AF <sup>13</sup>	-	-	-
Mégane Classic 1.4i	9/96-6/97	E7J	1390	OHC	180x22x26	QKT1551AF	Q90777	C952AF	CCT576
Mégane Classic 1.4i	7/97-	E7J	1390	OHC	180x22x26	QKT1792AF	Q90893	C1890AF	CCT576
Mégane Classic 1.4i 16V	3/99-	K4J	1390	DOHC	200x x26	QKT2130AF <sup>13</sup>	-	-	-
Mégane Classic 1.6i	9/96-99	K7M	1598	OHC	200x22x26	QKT1553AF	Q90270	C1014AF	CCT576
Mégane Classic 1.6i 16V	3/99-	K4M	1598	DOHC	200x x26	QKT2066AF	-	-	CCT576
Mégane Classic 1.9 D	9/96-8/97	F8Q	1870	OHC	200x22x26	QKT1557AF	Q90779	C1162AF	CCT576
Mégane Classic 1.9 D	9/97-	F8Q	1870	OHC	200x22x26	QKT1793AF <sup>13</sup>	-	-	-
Mégane Classic 1.9 TD	9/96-99	F8Q	1870	OHC	200x22x26	QKT1558AF	Q90780	C1630AF	CCT576
Mégane Classic 1.9 DTi TD	4/97-	F9Q	1870	OHC	215x x26	QKT1789AF <sup>13</sup>	-	-	-
Mégane Classic 2.0i	9/96-99	F3R	1998	OHC	215x22x26	QKT1555AF	-	-	CCT576
Mégane Scenic 1.4i	10/96-6/97	E7J	1390	OHC	180x22x26	QKT1551AF	Q90777	C952AF	CCT576
Mégane Scenic 1.4i	7/97-99	E7J	1390	OHC	180x22x26	QKT1792AF	Q90893	C1890AF	CCT576
Mégane Scenic 1.4i 16V	7/99-	K4J	1390	DOHC	200x x26	QKT2130AF <sup>13</sup>	-	-	-
Mégane Scenic 1.6i	10/96-99	K7M	1598	OHC	200x22x26	QKT1553AF	Q90270	C1014AF	CCT576
Mégane Scenic 1.6i 16V	7/99-	K4M	1598	DOHC	200x x26	QKT2066AF	-	-	CCT576
Mégane Scenic 1.9 D	5/97-8/97	F8Q	1870	OHC	200x22x26	QKT1557AF	Q90779	C1162AF	CCT576
Mégane Scenic 1.9 D	8/97-	F8Q	1870	OHC	200x22x26	QKT1793AF <sup>13</sup>	-	-	-
Mégane Scenic 1.9 TD	10/96-99	F8Q	1870	OHC	200x22x26	QKT1558AF	Q90780	C1630AF	CCT576
Mégane Scenic 1.9 DTi	4/97-	F9Q	1870	OHC	215x x26	QKT1789AF <sup>13</sup>	-	-	-
Mégane Scenic 2.0i	10/96-99	F3R	1998	OHC	215x22x26	QKT1555AF	-	-	CCT576
Safrane 2.0i 8V (B540)(PK1-001 )	5/92-5/94	J7R	1995	OHC	215x x21	QKT725AF <sup>13</sup>	-	-	-
Safrane 2.0i 8V (B540)(PK1-000 )	5/92-5/94	J7R	1995	OHC	228x x21	QKT2210AF <sup>13</sup>	-	-	-
Safrane 2.0i 8V (B540)(PK1-020 )	6/94-9/96	J7R	1995	OHC	228x x21	QKT2211AF <sup>13</sup>	-	-	-
Safrane 2.0i 12V (B542)(PK1 )	5/92-5/94	J7R	1995	OHC	215x x21	QKT725AF <sup>13</sup>	-	-	-
Safrane 2.0i 12V (B542)(PK1 )	6/94-9/96	J7R	1995	OHC	215x x21	QKT1272AF <sup>13</sup>	-	-	-
Safrane 2.0i 16V (B54L)(VM1 )	10/96-11/97	N7Q	1948	DOHC	235x x20	QKT1791AF <sup>13</sup>	-	-	-
Safrane 2.0i 16V (B54L)(VM1 )	10/96-11/97	N7Q	1948	DOHC	235x x20	QKT2194AF <sup>16</sup>	-	-	CSC010
Safrane 2.0i 16V (B54L)(VM1 )	12/97-	N7Q	1948	DOHC	235x x20	QKT2121AF <sup>12</sup>	-	-	-
Safrane 2.1 TD (B546)(PK1-007 )	5/92-5/94	J8S	2068	OHC	215x x21	QKT1235AF <sup>13</sup>	-	-	-
Safrane 2.1 TD (B546)(PK1-029 )	6/94-9/96	J8S	2068	OHC	215x x21	QKT1275AF <sup>13</sup>	-	-	-
Safrane 2.2i 12V (B543)(PK1 )	5/92-5/94	J7T	2165	OHC	215x x21	QKT725AF <sup>13</sup>	-	-	-
Safrane 2.2i 12V (B543)(PK1 )	6/94-9/96	J7T	2165	OHC	215x x21	QKT1272AF <sup>13</sup>	-	-	-
Safrane 2.2 TD (B54G)	10/96-11/98	G8T	2188	OHC	228x24.6x21	QKT2047AF <sup>13</sup>	-	-	-
Safrane 2.2 TD (B54G)	12/98-	G8T	2188	OHC	-	-	-	-	CSC016 <sup>15</sup>
Safrane 2.5i 20V (B54F)	10/96-	N7U	2435	DOHC	235x x20	QKT1804AF <sup>12</sup>	-	-	-
Safrane 2.5i 20V (B54F)	10/96-	N7U	2435	DOHC	235x x20	QKT2195AF <sup>16</sup>	-	-	CSC010
Safrane 2.5 TD (B548)(PK1-022,023 )	5/92-5/94	S8U	2499	OHC	228x x21	QKT1233AF <sup>13</sup>	-	-	-
Safrane 2.5 TD (B548)(PK1-033,034 )	6/94-2/95	S8U	2499	OHC	230x24.1x21	QKT1273AF <sup>13</sup>	-	-	-
Safrane 3.0i V6 (B544)(PK1-003,006 )	5/92-5/94	Z7X	2975	V6	228x x21	QKT1234AF <sup>13</sup>	-	-	-
Safrane 3.0i V6 (B544)(PK1-027,028 )	6/94-9/96	Z7X	2975	V6	228x x21	QKT1274AF <sup>13</sup>	-	-	-
Twingo 1.1i	7/96-8/98	D7F	1149	OHC	180x22x26	QKT1782AF	Q90277	C952AF	CCT270
Twingo 1.2i	2/93-1/97	C3G	1239	OHC	180x22x26	QKT267AF	Q90207	C952AF	CCT270

12 2-in-1 Kit (Cover &amp; Plate) - Kit de 2 pieces (Mécanisme &amp; Disque) - Satz enthält nur Automat und Scheibe

13 Kit only - Vendu seulement en kit - Nur als Satz Verfügbar

15 Concentric Slave Cylinder - Butée hydraulique concentrique - Hydraulischer Zentralausrücker

16 Kit including Concentric Slave Cylinder - Kit incluant la butée hydraulique - Satz enthält Hydraulischer Zentralausrücker

Gearbox - Boîte de vitesse - Getriebe



CC



R

**RENAULT**

4 F4 782cc (R2105,R2109,R2392)	10/68-82	839	782	OHV	160x17x20	<b>QKT134AF</b>	<b>Q90025</b>	<b>C850AF</b>	<b>CCT146</b>
4 F4 845cc (R2106,R2391)	10/68-86	800/B1B	845	OHV	160x17x20	<b>QKT134AF</b>	<b>Q90025</b>	<b>C850AF</b>	<b>CCT146</b>
4 F4 1.1 (R210B,R239B)	9/82-88	C1E	1108	OHV	182x17.5x20	<b>QKT627AF</b>	<b>Q90207</b>	<b>C1167AF</b>	<b>CCT146</b>
4 F6 1.1 (R2370,R2430)	9/75-80	688	1108	OHV	160x17x20	<b>QKT136AF</b>	<b>Q90148</b>	<b>C850AF</b>	<b>CCT146</b>
4 F6 1.1 (R2370)(ch.153413-)	1980-86	C1E	1108	OHV	182x17.5x20	<b>QKT627AF</b>	<b>Q90207</b>	<b>C1167AF</b>	<b>CCT146</b>
5 1.0 (S400)	4/85-87	C1C	956	OHV	180x22x26	<b>QKT267AF</b>	<b>Q90207</b>	<b>C952AF</b>	<b>CCT270</b>
5 1.1 (S401)	4/85-90	C1E	1108	OHV	180x22x26	<b>QKT267AF</b>	<b>Q90207</b>	<b>C952AF</b>	<b>CCT270</b>
5 1.2 (S40F)	6/87-89	C1G	1237	OHV	180x22x26	<b>QKT267AF</b>	<b>Q90207</b>	<b>C952AF</b>	<b>CCT270</b>
5 1.6 D (S404)	6/85-93	F8M	1595	OHC	180x22x26	<b>QKT968AF</b>	<b>Q90207</b>	<b>C1233AF</b>	<b>CCT270</b>
19 1.2 (S530)	7/88-92	C1G	1237	OHV	180x22x26	<b>QKT267AF</b>	<b>Q90207</b>	<b>C952AF</b>	<b>CCT270</b>
19 1.4 (S537)	7/88-92	E6J	1390	OHC	180x22x26	<b>QKT267AF</b>	<b>Q90207</b>	<b>C952AF</b>	<b>CCT270</b>
19 1.9 D (-ch.00096560)	7/88-92	F8Q	1870	OHC	200x22x26	<b>QKT1396AF</b>	<b>Q90215</b>	<b>C1162AF</b>	<b>CCT270</b>
19 1.9 D (ch.00096561-)	7/88-92	F8Q	1870	OHC	200x22x26	<b>QKT641AF</b>	<b>Q90287</b>	<b>C1162AF</b>	<b>CCT270</b>
Clio 1.1 (S571)	9/90-96	C1E	1108	OHV	180x22x26	<b>QKT267AF</b>	<b>Q90207</b>	<b>C952AF</b>	<b>CCT270</b>
Clio 1.2 (S572)	9/90-2/98	E5F,E7F	1171	OHC	180x22x26	<b>QKT267AF</b>	<b>Q90207</b>	<b>C952AF</b>	<b>CCT270</b>
Clio 1.2i (S572)	3/96-5/97	D7F	1149	OHC	180x22x26	<b>QKT1782AF</b>	<b>Q90277</b>	<b>C952AF</b>	<b>CCT270</b>
Clio 1.2i (S572)	5/97-	D7F	1149	OHC	180x22x26	<b>QKT1792AF</b>	<b>Q90893</b>	<b>C1890AF</b>	<b>CCT576</b>
Clio 1.9 D (S571,57L,576)	9/90-8/97	F8Q	1870	OHC	200x22x26	<b>QKT641AF</b>	<b>Q90287</b>	<b>C1162AF</b>	<b>CCT270</b>
Clio 1.9 D (S571,57L,576)	9/97-	F8Q	1870	OHC	200x22x26	<b>QKT1793AF<sup>13</sup></b>	-	-	-
Express 1.0 (F400)	11/85-8/91	C1C	956	OHV	180x22x26	<b>QKT267AF</b>	<b>Q90207</b>	<b>C952AF</b>	<b>CCT270</b>
Express 1.1 (F401,40H)	11/85-93	C1E	1108	OHV	180x22x26	<b>QKT267AF</b>	<b>Q90207</b>	<b>C952AF</b>	<b>CCT270</b>
Express 1.2 (F40F)	9/91-94	C1G	1237	OHV	180x22x26	<b>QKT267AF</b>	<b>Q90207</b>	<b>C952AF</b>	<b>CCT270</b>
Express 1.2i (F406)	7/93-98	C3G	1239	OHV	180x22x26	<b>QKT267AF</b>	<b>Q90207</b>	<b>C952AF</b>	<b>CCT270</b>
Express 1.4 (F402,F407)	11/85-8/91	C1J,C2J	1397	OHV	180x22x26	<b>QKT267AF</b>	<b>Q90207</b>	<b>C952AF</b>	<b>CCT270</b>
Express 1.4 (F40A,Y)	9/91-93	E6J	1390	OHC	180x22x26	<b>QKT267AF</b>	<b>Q90207</b>	<b>C952AF</b>	<b>CCT270</b>
Express 1.4i (F40D,S,U,V)	9/91-97	E7J	1390	OHC	180x22x26	<b>QKT267AF</b>	<b>Q90207</b>	<b>C952AF</b>	<b>CCT270</b>
Express 1.6 D (F404)	11/85-8/91	F8M	1595	OHC	180x22x26	<b>QKT968AF</b>	<b>Q90207</b>	<b>C1233AF</b>	<b>CCT270</b>
Express 1.6 D (F404)	9/91-95	F8M	1595	OHC	200x22x26	<b>QKT641AF</b>	<b>Q90287</b>	<b>C1162AF</b>	<b>CCT270</b>
Express 1.9 D (F40E,N,P,R)	9/91-98	F8Q	1870	OHC	200x22x26	<b>QKT641AF</b>	<b>Q90287</b>	<b>C1162AF</b>	<b>CCT270</b>
Extra 1.1 (F401)	3/86-91	C1E	1108	OHV	180x22x26	<b>QKT267AF</b>	<b>Q90207</b>	<b>C952AF</b>	<b>CCT270</b>
Extra 1.2 (F40F)	1/92-95	C1G	1237	OHV	180x22x26	<b>QKT267AF</b>	<b>Q90207</b>	<b>C952AF</b>	<b>CCT270</b>
Extra 1.4 (F402,F407)	3/86-91	C1J,C3J	1397	OHV	180x22x26	<b>QKT267AF</b>	<b>Q90207</b>	<b>C952AF</b>	<b>CCT270</b>
Extra 1.4 (F40A)	2/92-93	E6J	1390	OHC	180x22x26	<b>QKT267AF</b>	<b>Q90207</b>	<b>C952AF</b>	<b>CCT270</b>
Extra 1.4i (F40U)	1/92-98	E7J	1390	OHC	180x22x26	<b>QKT267AF</b>	<b>Q90207</b>	<b>C952AF</b>	<b>CCT270</b>
Extra 1.6 D (F404)	3/86-91	F8M	1595	OHC	180x22x26	<b>QKT968AF</b>	<b>Q90207</b>	<b>C1233AF</b>	<b>CCT270</b>
Extra 1.6 D (F404)	1/92-95	F8M	1595	OHC	200x22x26	<b>QKT641AF</b>	<b>Q90287</b>	<b>C1162AF</b>	<b>CCT270</b>
Extra 1.9 D (F40E,F40N)	1/92-98	F8Q	1870	OHC	200x22x26	<b>QKT641AF</b>	<b>Q90287</b>	<b>C1162AF</b>	<b>CCT270</b>
Kangoo 1.2i (FCOA)	7/97-	D7F	1149	OHC	180x22x26	<b>QKT1792AF</b>	<b>Q90893</b>	<b>C1890AF</b>	<b>CCT576</b>
Kangoo 1.4i (FCOC)	7/97-	E7J	1390	OHC	180x22x26	<b>QKT1792AF</b>	<b>Q90893</b>	<b>C1890AF</b>	<b>CCT576</b>
Kangoo 1.9 D (FCOD,FCOE)	7/97-	F8Q	1870	OHC	200x22x26	<b>QKT1793AF<sup>13</sup></b>	-	-	-
<b>Master P Series (RWD)</b>									
Master 2.0 (P28,P30,P35)	3/81-2/89	J5R	1995	OHC	215x25.4x10	<b>QKT480AF</b>	<b>Q90094</b>	<b>C1129AF</b>	<b>CCT341</b>
Master 2.0 (P30,P35)	3/89-94	J5R	1995	OHC	228x25.5x10	<b>QKT1795AF<sup>13</sup></b>	-	-	-
Master 2.2i (FC30)	3/89-94	J7T	2165	OHC	228x25.5x10	<b>QKT1795AF<sup>13</sup></b>	-	-	-
Master 2.4 D (P30D,P35D)	3/81-90	S8U	2445	OHC	215x25.4x10	<b>QKT480AF</b>	<b>Q90094</b>	<b>C1129AF</b>	<b>CCT341</b>
<b>Master T Series (FWD)</b>									
Master 2.0 (T30,T35)	9/80-82	J5R	1995	OHC	215x20.7x24	<b>QKT1333AF</b>	<b>Q90781</b>	<b>C1081AF</b>	<b>CCT341</b>
Master 2.0 (T30,T35)	9/80-2/89	J5R	1995	OHC	215x24.1x21	<b>QKT1748AF</b>	<b>Q90781</b>	<b>C1864AF</b>	<b>CCT341</b>
Master 2.0 (T30,T35)	3/89-9/94	J5R	1995	OHC	228x24.1x21	<b>QKT1256AF<sup>13</sup></b>	-	-	-
Master 2.1 D (T30D)	9/80-12/82	J8S	2068	OHC	215x20.7x24	<b>QKT1333AF</b>	<b>Q90781</b>	<b>C1081AF</b>	<b>CCT341</b>
Master 2.1 D (T30D)	9/80-12/92	J8S	2068	OHC	215x24.1x21	<b>QKT1748AF</b>	<b>Q90781</b>	<b>C1864AF</b>	<b>CCT341</b>
Master 2.1 D (T30D)	12/92-94	J8S	2068	OHC	228x24.1x21	<b>QKT1256AF<sup>13</sup></b>	-	-	-
Master 2.2i (FB30)	3/89-9/98	J7T	2165	OHC	228x24.1x21	<b>QKT1256AF<sup>13</sup></b>	-	-	-
Master 2.4 D (T30D,T35D)	9/80-12/82	S8U	2445	OHC	215x20.7x24	<b>QKT1333AF</b>	<b>Q90781</b>	<b>C1081AF</b>	<b>CCT341</b>
Master 2.4 D (T30D,T35D)	9/80-2/89	S8U	2445	OHC	215x24.1x21	<b>QKT1748AF</b>	<b>Q90781</b>	<b>C1864AF</b>	<b>CCT341</b>
Master 2.5 D (T30D,T35D)	3/89-97	S8U	2445	OHC	228x24.1x21	<b>QKT1796AF<sup>13</sup></b>	-	-	-
Master 2.5 D (T28,T33,T35)	9/97-12/98	S8U	2499	OHC	242x x21	<b>QKT2110AF<sup>13</sup></b>	-	-	-
Master 2.5 D (T28,T33,T35)	1/99-	S8U	2499	OHC	242x x21	<b>QKT2127AF<sup>13</sup></b>	-	-	-
Master 2.5 TD (T35TD)	3/89-97	S9U	2499	OHC	228x24.1x21	<b>QKT1796AF<sup>13</sup></b>	-	-	-
Master 2.8 DTi (T28,T33,T35)	9/97-12/98	S9W	2799	OHC	242x x21	<b>QKT2072AF<sup>13</sup></b>	-	-	-
Master 2.8 DTi (T28,T33,T35)	1/99-	S9W	2799	OHC	242x x21	<b>QKT2128AF<sup>13</sup></b>	-	-	-
<b>Trafic P Series (RWD)</b>									
Trafic 1.4 (P1000)	7/80-91	C1J,847	1397	OHV	190x17.5x20	<b>QKT411AF</b>	<b>Q90096</b>	<b>C1074AF</b>	<b>CCT146</b>
Trafic 1.6 (P1000,1200)	7/80-86	A1M	1647	OHV	200x24x21	<b>QKT245AF</b>	<b>Q90046</b>	<b>C1045AF</b>	<b>CCT206</b>
Trafic 1.7 (P1000)	7/86-94	F1N	1721	OHC	200x22x26	<b>QKT260AF</b>	<b>Q90215</b>	<b>C1014AF</b>	<b>CCT270</b>
Trafic 2.0 (P1200,1400)	9/80-94	J5R	1995	OHC	215x24.25x21	<b>QKT1063AF</b>	<b>Q90682</b>	<b>C1195AF</b>	<b>CCT206</b>
Trafic 2.1 D (P1000D,1200D)	7/80-87	852	2068	OHC	200x24x21	<b>QKT245AF</b>	<b>Q90046</b>	<b>C1045AF</b>	<b>CCT206</b>
Trafic 2.4 D	9/80-89	S8U	2445	OHC	215x24.1x21	<b>QKT1749AF</b>	<b>Q90781</b>	<b>C1863AF</b>	<b>CCT206</b>
<b>Trafic T Series (FWD)</b>									
Trafic 1.4 (T800,900,1000)	7/80-91	C1J,847	1397	OHV	190x17.5x20	<b>QKT411AF</b>	<b>Q90096</b>	<b>C1074AF</b>	<b>CCT146</b>
Trafic 1.6 (T800,1000,1200)	7/80-86	A1M	1647	OHV	200x24x21	<b>QKT245AF</b>	<b>Q90046</b>	<b>C1045AF</b>	<b>CCT206</b>
Trafic 1.7 (T1000,1100,1300,1400)	7/86-94	F1N	1721	OHC	200x22x26	<b>QKT260AF</b>	<b>Q90215</b>	<b>C1014AF</b>	<b>CCT270</b>
Trafic 1.9 D (T1000)	9/97-	F8Q	1870	OHC	200x x21	<b>QKT2073AF<sup>13</sup></b>	-	-	-
Trafic 2.0 (T1300,1400)	9/80-94	J5R	1995	OHC	215x24.25x21	<b>QKT1063AF</b>	<b>Q90682</b>	<b>C1195AF</b>	<b>CCT206</b>
Trafic 2.1 D (T800,900,1000,1100,1200,1400D)	7/80-	852,J8S	2068	OHC	200x24x21	<b>QKT245AF</b>	<b>Q90046</b>	<b>C1045AF</b>	<b>CCT206</b>
Trafic 2.2,2.2i (T900,1100,1400)	3/89-	J7T	2165	OHC	215x24x21	<b>QKT1074AF</b>	<b>Q90683</b>	<b>C1035AF</b>	<b>CCT206</b>
Trafic 2.5 D (T1100D,T1400D)	3/89-	S8U	2499	OHC	215x24.1x21	<b>QKT1537AF</b>	<b>Q90242</b>	-	-
Trafic 4x4 1.6	7/80-89	A1M	1647	OHV	200x24x21	<b>QKT245AF</b>	<b>Q90046</b>	<b>C1045AF</b>	<b>CCT206</b>
Trafic 4x4 2.1 D	7/80-94	852,J8S	2068	OHC	200x24x21	<b>QKT245AF</b>	<b>Q90046</b>	<b>C1045AF</b>	<b>CCT206</b>

13 Kit only - Vendu seulement en kit - Nur als Satz Verfügbar

4 speed gearbox - Boîte à 4 vitesses - 4-Gang Getriebe

5 speed gearbox - Boîte à 5 vitesses - 5-Gang Getriebe



CC

**R****ROVER GROUP****Austin**

A35 948cc	1956-61	-	948	OHV	159x22x10	QKT205AF	Q60000	C893AF	CC18
A40 948cc	1958-62	-	948	OHV	159x22x10	QKT205AF	Q60000	C893AF	CC18
1100 1.1	1962-74	10AMW	1098	OHV	181x51x32	QKT107AF	Q60012 <sup>4</sup>	C362AF	CCT38
1300 1.3	1967-74	12H	1275	OHV	181x51x32	QKT107AF	Q60012 <sup>4</sup>	C362AF	CCT38
Allegro 1.0	12/80-83	99H	998	OHV	181x51x32	QKT107AF	Q60012 <sup>4</sup>	C362AF	CCT38
Allegro 1.1	5/73-81	10H	1098	OHV	181x51x32	QKT107AF	Q60012 <sup>4</sup>	C362AF	CCT38
Allegro 1.3	5/73-83	12H	1275	OHV	181x51x32	QKT107AF	Q60012 <sup>4</sup>	C362AF	CCT38
Allegro 1.5	5/73-83	14H	1485	OHC	203x70x43	QKT111AF	Q60013 <sup>5</sup>	C832AF	CCT90
Allegro 1.7	5/73-83	17H	1748	OHC	203x70x43	QKT111AF	Q60013 <sup>5</sup>	C832AF	CCT90
Ambassador 1.7	1982-84	17V	1695	OHC	216x25.4x23	QKT204AF	Q10027	C899AF	CCT255
Ambassador 2.0	1982-84	20V	1994	OHC	216x25.4x23	QKT204AF	Q10027	C899AF	CCT255
Maestro 1.3	3/83-10/87	12H	1275	OHV	190x20x24	QKT656AF	Q90279 <sup>1</sup>	C972AF	CCT267 <sup>1</sup>
Maestro 1.3	11/87-94	12H	1275	OHV	200x20x24	QKT180AF	Q90278 <sup>1</sup>	C973AF	CCT267 <sup>1</sup>
Maestro 1.3 HLE,LE	3/83-87	12H	1275	OHV	200x20x24	QKT180AF	Q90278 <sup>1</sup>	C973AF	CCT267 <sup>1</sup>
Maestro 1.6 (R Series)	3/83-5/84	16HR	1598	OHC	200x20x24	QKT180AF	Q90278 <sup>1</sup>	C973AF	CCT267 <sup>1</sup>
Maestro 1.6 (S Series)	5/84-92	16HS	1598	OHC	200x20x24	QKT212AF	Q10041 <sup>1</sup>	C973AF	CCT267 <sup>1</sup>
Maestro 2.0 D	3/90-92	BA20	1994	OHC	215x25x24	QKT214AF	Q10040	C971AF	CCT280
Maestro 2.0 TD	9/92-95	BA20	1994	OHC	215x25x24	QKT214AF	Q10040	C971AF	CCT280
Maxi 1.5	10/70-79	14H	1485	OHC	203x70x43	QKT111AF	Q60013 <sup>5</sup>	C832AF	CCT90
Maxi 1.7	10/70-82	17H	1748	OHC	203x70x43	QKT111AF	Q60013 <sup>5</sup>	C832AF	CCT90
Metro 1.0	10/80-2/81	99H	998	OHV	181x51x32	QKT107AF	Q60012 <sup>4</sup>	C362AF	CCT38
Metro 1.0	2/81-3/82	99H	998	OHV	181x51x32	QKT213AF	Q60015 <sup>4</sup>	C362AF	CCT38
Metro 1.0	3/82-90	99H	998	OHV	181x51x32	QKT172AF	Q10032	C951AF	CCT268
Metro 1.3	10/80-2/81	12H	1275	OHV	181x51x32	QKT107AF	Q60012 <sup>4</sup>	C362AF	CCT38
Metro 1.3	2/81-3/82	12H	1275	OHV	181x51x32	QKT213AF	Q60015 <sup>4</sup>	C362AF	CCT38
Metro 1.3	3/82-90	12H	1275	OHV	181x51x32	QKT172AF	Q10032	C951AF	CCT268
Mini 848cc	1962-2/82	8AM	848	OHV	181x51x32	QKT112AF	Q60014	C362AF	CCT38
Mini 1.0	10/67-2/82	99H,99HE	998	OHV	181x51x32	QKT112AF	Q60014	C362AF	CCT38
Mini 1.0	2/82-92	99H	998	OHV	181x51x32	QKT172AF	Q10032	C951AF	CCT268
Mini 1.1	10/75-80	10H	1098	OHV	181x51x32	QKT107AF	Q60012	C362AF	CCT38
Mini 1.3 1275GT	10/69-80	12H	1275	OHV	181x51x32	QKT107AF	Q60012	C362AF	CCT38
Mini 1.3 Cooper	9/90-91	12H	1275	OHV	190x52.4x32	QKT1141AF	Q10032	C1644AF	CCT268
Mini 1.3i	6/92-1/97	12H	1275	OHV	190x52.4x32	QKT1141AF	Q10032	C1644AF	CCT268
Mini 1.3i	1/97-2000	12H	1275	OHV	190x52.4x32	-	-	C1644AF	CCT268
Mini 1.3i Cooper	11/91-1/97	12H	1275	OHC	190x52.4x32	QKT1141AF	Q10032	C1644AF	CCT268
Mini 1.3i Cooper	1/97-2000	12H	1275	OHV	190x52.4x32	-	-	C1644AF	CCT268
Montego 1.3 (VW )	4/84-11/88	12H	1275	OHV	190x20x24	QKT656AF	Q90279 <sup>1</sup>	C972AF	CCT267 <sup>1</sup>
Montego 1.3 (Honda )	11/88-5/89	12H	1275	OHV	200x20x24	QKT180AF	Q90278 <sup>1</sup>	C973AF	CCT267 <sup>1</sup>
Montego 1.6 (VW )	4/84-11/88	16H	1598	OHC	200x20x24	QKT212AF	Q10041 <sup>1</sup>	C973AF	CCT267 <sup>1</sup>
Montego 1.6 (Honda )	11/88-92	16H	1598	OHC	215x25x24	QKT214AF	Q10040	C971AF	CCT280
Montego 2.0,2.0i	4/84-95	20H	1994	OHC	215x25x24	QKT214AF	Q10040	C971AF	CCT280
Montego 2.0 TD	11/88-95	BB50	1994	OHC	215x25x24	QKT214AF	Q10040	C971AF	CCT280
Princess 1.7	7/78-82	17V	1695	OHC	216x25.4x23	QKT204AF	Q10027	C899AF	CCT255
Princess 2.0	7/78-82	20V	1994	OHC	216x25.4x23	QKT204AF	Q10027	C899AF	CCT255
<b>Austin Healey</b>									
Sprite 948cc (● -9CG/2139)	1958-61	10MA,ME,V	948	OHV	159x22x10	QKT205AF	Q60000	C893AF	CC18
Sprite 1.3	10/66-71	12CC/12CE	1275	OHV	165x22x10	QKT186AF	Q10005	C801AF	CC82
<b>MG</b>									
MGB 1.8	9/62-81	18V	1798	OHV	203x25.4x23	QKT185AF	Q10011	C838AF	CC252
MGB GT 1.8	10/65-81	18V	1798	OHV	203x25.4x23	QKT185AF	Q10011	C838AF	CC252
MGF 1.8i 16V	10/95-	K16-1.8	1796	DOHC	215x25x24	QKT664AF	Q10064	C971AF	CCT280
MGF 1.8i 16V VVC	10/95-	K16-1.8	1796	DOHC	215x25x24	QKT664AF	Q10064	C971AF	CCT280
MG Maestro 1.6 (R Series)	3/83-5/84	16HR	1598	OHC	200x20x24	QKT180AF	Q90278 <sup>1</sup>	C973AF	CCT267 <sup>1</sup>
MG Maestro 1.6 (S Series)	5/84-85	16HS	1598	OHC	200x20x24	QKT212AF	Q10041 <sup>1</sup>	C973AF	CCT267 <sup>1</sup>
MG Maestro 2.0i	10/84-11/91	20H	1994	OHC	215x25x24	QKT214AF	Q10040	C971AF	CCT280
MG Maestro 2.0 Turbo	1/89-91	20H	1994	OHC	215x25x24	QKT279AF	-	C971AF	CCT280
MG Metro 1.3	5/82-90	12H	1275	OHV	181x51x32	QKT172AF	Q10032	C951AF	CCT268
MG Metro 1.3 Turbo	10/82-89	12H	1275	OHV	181x51x32	QKT313AF	Q10042	C362AF	CCT268
MG Midget 948cc (● -9CG2139)	1961-62	-	948	OHV	159x22x10	QKT205AF	Q60000	C893AF	CC18
MG Midget 1.3	10/66-74	12CE	1275	OHV	165x22x10	QKT186AF	Q10005	C801AF	CC82
MG Midget 1.5	10/74-80	PE94J	1498	OHV	184x22x20	QKT187AF	Q10024	C878AF	CCT70
MG Montego 2.0 Turbo	4/85-10/91	20H	1994	OHC	215x25x24	QKT279AF	-	C971AF	CCT280
MG Montego 2.0i	4/84-10/91	20H	1994	OHC	215x25x24	QKT214AF	Q10040	C971AF	CCT280

1 Clutch Cover and Release Bearing must be fitted as a pair - Le Mécanisme et la butée doivent être montés ensemble - Kupplungsautomat und Ausrücklager müssen zusammen montiert werden

4 Pressure Plate = Q20000 - Plateau de pression = Q20000 - Druckplatte = Q20000

5 Pressure Plate = Q20001 - Plateau de pression = Q20001 - Druckplatte = Q20001

Gearbox - Boîte de vitesse - Getriebe

● Engine - Moteur - Motor





**R**

**... ROVER GROUP**

<b>Morris</b>									
Ital 1.3	7/80-83	12V	1275	OHV	203x22x20	<b>QKT104AF</b>	<b>Q10027</b>	<b>C942AF</b>	<b>CCT54</b>
Ital 1.5 D	7/80-83	15V	1489	OHV	203x25.4x23	<b>QKT105AF</b>	<b>Q10027</b>	<b>C838AF</b>	<b>CCT54</b>
Ital 1.7	7/80-83	17V	1695	OHC	203x25.4x23	<b>QKT105AF</b>	<b>Q10027</b>	<b>C838AF</b>	<b>CCT54</b>
Marina 1.3	4/71-72	12V	1275	OHV	165x22x20	<b>QKT271AF</b>	<b>Q10001</b>	<b>C890AF</b>	<b>CCT70</b>
Marina 1.3	1972-80	12V	1275	OHV	203x22x20	<b>QKT104AF</b>	<b>Q10027</b>	<b>C942AF</b>	<b>CCT54</b>
Marina 1.7	6/78-80	17V	1695	OHC	203x25.4x23	<b>QKT105AF</b>	<b>Q10027</b>	<b>C838AF</b>	<b>CCT54</b>
Marina 1.8	4/71-6/78	18V	1798	OHV	203x25.4x23	<b>QKT105AF</b>	<b>Q10027</b>	<b>C838AF</b>	<b>CCT54</b>
Minor 1.1	1963-71	-	1098	OHV	180x22.2x10	<b>QKT1947AF<sup>13</sup></b>	-	-	-
<b>Rover</b>									
25 1.4i 16V	11/99-	14K16	1396	DOHC	200x20.8x18	<b>QKT1462AF</b>	<b>Q10081</b>	<b>C1682AF</b>	<b>CCT315</b>
25 1.6i 16V	11/99-	16K16	1589	DOHC	200x20.8x18	<b>QKT1462AF</b>	<b>Q10081</b>	<b>C1682AF</b>	<b>CCT315</b>
25 1.8i 16V	11/99-	18K16	1796	DOHC	215x25x24	<b>QKT664AF</b>	<b>Q10064</b>	<b>C971AF</b>	<b>CCT280</b>
25 2.0 TD	11/99-	-	1994	OHC	228x25x24	<b>QKT1490AF</b>	<b>Q10101</b>	<b>C1733AF</b>	<b>CCT280</b>
45 1.4i 16V	12/99-	14K16	1396	DOHC	200x20.8x18	<b>QKT1462AF</b>	<b>Q10081</b>	<b>C1682AF</b>	<b>CCT315</b>
45 1.6i 16V	12/99-	16K16	1589	DOHC	200x20.8x18	<b>QKT1462AF</b>	<b>Q10081</b>	<b>C1682AF</b>	<b>CCT315</b>
45 1.8i 16V	12/99-	18K16	1796	DOHC	215x25x24	<b>QKT664AF</b>	<b>Q10064</b>	<b>C971AF</b>	<b>CCT280</b>
45 2.0 TD	12/99-	-	1994	OHC	228x25x24	<b>QKT1490AF</b>	<b>Q10101</b>	<b>C1733AF</b>	<b>CCT280</b>
111 1.1,1.1i	5/90-98	K8	1120	OHC	180x20.8x18	<b>QKT522AF</b>	<b>Q90233</b>	<b>C1151AF</b>	<b>CCT315</b>
114 1.4,1.4i	5/90-94	K8	1396	OHC	190x20.8x18	<b>QKT523AF</b>	<b>Q90263</b>	<b>C1152AF</b>	<b>CCT315</b>
114 1.4i	1/95-98	K8	1396	OHC	200x20.8x18	<b>QKT1462AF</b>	<b>Q10081</b>	<b>C1682AF</b>	<b>CCT315</b>
114 1.4 D	11/91-94	K9A	1360	OHC	181x20.8x18	<b>QKT1136AF</b>	<b>Q90277</b>	<b>C1180AF</b>	<b>CCT315</b>
115 1.5 D	1/95-98	TUD5	1527	OHC	180x20.7x18	<b>QKT1535AF</b>	<b>Q90696</b>	<b>C1662AF</b>	<b>CCT315</b>
200vi 1.8i 16V	10/96-00	18K16	1796	DOHC	215x25x24	<b>QKT664AF</b>	<b>Q10064</b>	<b>C971AF</b>	<b>CCT280</b>
211 1.1i	1/98-00	11K2	1120	OHC	200x20.8x18	<b>QKT1462AF</b>	<b>Q10081</b>	<b>C1682AF</b>	<b>CCT315</b>
213 1.3	6/84-89	EV2	1342	OHC	190x20.2x19	<b>QKT184AF</b>	<b>Q10038</b>	<b>C898AF</b>	<b>CCT297</b>
214 1.4,1.4i 8V	9/90-10/95	K8	1396	OHC	190x20.8x18	<b>QKT523AF</b>	<b>Q90263</b>	<b>C1152AF</b>	<b>CCT315</b>
214 1.4i 8V	11/95-00	14K8	1396	OHC	200x20.8x18	<b>QKT1462AF</b>	<b>Q10081</b>	<b>C1682AF</b>	<b>CCT315</b>
214 1.4i 16V	10/89-10/95	K16	1396	DOHC	190x20.8x18	<b>QKT523AF</b>	<b>Q90263</b>	<b>C1152AF</b>	<b>CCT315</b>
214 1.4i 16V	11/95-00	14K16	1396	DOHC	200x20.8x18	<b>QKT1462AF</b>	<b>Q10081</b>	<b>C1682AF</b>	<b>CCT315</b>
216 1.6	3/85-86	16H	1598	OHC	200x25x24	<b>QKT215AF</b>	<b>Q10040</b>	<b>C997AF</b>	<b>CCT280</b>
(● -16H/B77/157007,16H/B26/100408)									
216 1.6	1986-89	16H	1598	OHC	215x25x24	<b>QKT214AF</b>	<b>Q10040</b>	<b>C971AF</b>	<b>CCT280</b>
(● 16H/B77/157008,16H/B26/100409-)									
216 1.6i EFI	3/85-86	16H	1598	OHC	200x25x24	<b>QKT215AF</b>	<b>Q10040</b>	<b>C997AF</b>	<b>CCT280</b>
(● -16H/B08/110138,16H/B75/104506)									
216 1.6i EFI	1986-89	16H	1598	OHC	215x25x24	<b>QKT214AF</b>	<b>Q10040</b>	<b>C971AF</b>	<b>CCT280</b>
(● 16H/B08/110139,16H/B75/104507-)									
216 1.6i 16V	10/89-95	Honda - D16A6/A7	1590	OHC	200x22x20	<b>QKT658AF</b>	<b>Q90470</b>	<b>C1154AF</b>	<b>CCT353</b>
216 1.6i 16V Cabriolet	4/92-95	Honda - D16A8	1590	DOHC	200x22x20	<b>QKT658AF</b>	<b>Q90470</b>	<b>C1154AF</b>	<b>CCT353</b>
216 1.6i 16V GTi	9/90-93	Honda - D16A9	1590	DOHC	200x22x20	<b>QKT658AF</b>	<b>Q90470</b>	<b>C1154AF</b>	<b>CCT353</b>
216 1.6i 16V (K Series)	11/95-00	Rover - 16K16	1589	DOHC	200x20.8x18	<b>QKT1462AF</b>	<b>Q10081</b>	<b>C1682AF</b>	<b>CCT315</b>
218 1.8i 16V	6/97-99	18K16	1796	DOHC	215x25x24	<b>QKT664AF</b>	<b>Q10064</b>	<b>C971AF</b>	<b>CCT280</b>
218 1.8 TD	3/91-95	A8A,XUD7TE	1769	OHC	215x25.5x24	<b>QKT637AF</b>	<b>Q90264</b>	<b>C1153AF</b>	<b>CCT280</b>
218 1.9 D	3/91-95	D9B,XUD9	1905	OHC	215x25.5x24	<b>QKT637AF</b>	<b>Q90264</b>	<b>C1153AF</b>	<b>CCT280</b>
220 2.0i GTi 16V (-ch.605481)	6/91-10/92	20M4	1994	DOHC	215x25x24	<b>QKT664AF</b>	<b>Q10064</b>	<b>C971AF</b>	<b>CCT280</b>
220 2.0i 16V (ch.605482-)	10/92-95	20T4	1994	DOHC	215x25x24	<b>QKT664AF</b>	<b>Q10064</b>	<b>C971AF</b>	<b>CCT280</b>
220 2.0i 16V Coupé	10/92-96	20T4	1994	DOHC	215x25x24	<b>QKT664AF</b>	<b>Q10064</b>	<b>C971AF</b>	<b>CCT280</b>
220 2.0i 16V Turbo	10/92-95	T20	1994	DOHC	228x25x24	<b>QKT1935AF</b>	<b>Q10101</b>	<b>C1809AF</b>	<b>CCT280</b>
220D 2.0 TD	11/95-2000	20T2R	1994	OHC	215x25.5x24	<b>QKT637AF</b>	<b>Q90264</b>	<b>C1153AF</b>	<b>CCT280</b>
220D 2.0 TDi	11/95-2000	20T2N	1994	OHC	228x25x24	<b>QKT1490AF</b>	<b>Q10101</b>	<b>C1733AF</b>	<b>CCT280</b>
414 1.4i 16V	3/90-95	K16	1396	DOHC	190x20.8x18	<b>QKT523AF</b>	<b>Q90263</b>	<b>C1152AF</b>	<b>CCT315</b>
414 1.4i 16V	5/95-2000	14K16	1396	DOHC	200x20.8x18	<b>QKT1462AF</b>	<b>Q10081</b>	<b>C1682AF</b>	<b>CCT315</b>
416 1.6i 16V	3/90-95	Honda - D16A6,A7	1590	OHC	200x22x20	<b>QKT658AF</b>	<b>Q90470</b>	<b>C1154AF</b>	<b>CCT353</b>
416 1.6i 16V GTi	3/90-92	Honda - D16A9	1590	DOHC	200x22x20	<b>QKT658AF</b>	<b>Q90470</b>	<b>C1154AF</b>	<b>CCT353</b>
416 1.6i 16V (K Series)	5/95-2000	Rover - 16K16	1589	DOHC	200x20.8x18	<b>QKT1462AF</b>	<b>Q10081</b>	<b>C1682AF</b>	<b>CCT315</b>
418 1.8 TD	3/91-95	A8A,XUD7TE	1769	OHC	215x25.5x24	<b>QKT637AF</b>	<b>Q90264</b>	<b>C1153AF</b>	<b>CCT280</b>
418 1.9 D	3/91-95	D9B,XUD9	1905	OHC	215x25.5x24	<b>QKT637AF</b>	<b>Q90264</b>	<b>C1153AF</b>	<b>CCT280</b>
420 2.0i 16V	6/91-00	20M4,T4	1994	DOHC	215x25x24	<b>QKT664AF</b>	<b>Q10064</b>	<b>C971AF</b>	<b>CCT280</b>
420 2.0i 16V Turbo	10/92-95	T20	1994	DOHC	228x25x24	<b>QKT1935AF</b>	<b>Q10101</b>	<b>C1809AF</b>	<b>CCT280</b>
420 2.0 TD	5/95-2000	20T2R	1994	OHC	215x25.5x24	<b>QKT637AF</b>	<b>Q90264</b>	<b>C1153AF</b>	<b>CCT280</b>
420 2.0 TDi	5/95-2000	20T2N	1994	OHC	228x25x24	<b>QKT1490AF</b>	<b>Q10101</b>	<b>C1733AF</b>	<b>CCT280</b>

13 Kit only - Vendu seulement en kit - Nur als Satz Verfügbar  
 Engine - Moteur - Motor



CC



R

## ... ROVER GROUP

## ...Rover

618 1.8i	2/96-99	F18A3	1850	OHC	224x26x24	<b>QKT1429AF</b>	<b>Q90290</b>	<b>C1210AF</b>	<b>CCT359</b>
620 2.0i	4/93-99	F20Z1, F20Z2	1997	OHC	224x26x24	<b>QKT1429AF</b>	<b>Q90290</b>	<b>C1210AF</b>	<b>CCT359</b>
620 2.0i 16V Turbo	7/94-99	20T4	1994	DOHC	228x25x24	<b>QKT1935AF</b>	<b>Q10101</b>	<b>C1809AF</b>	<b>CCT280</b>
620 2.0 TD	12/94-99	20T2N	1994	OHC	228x25x24	<b>QKT1490AF</b>	<b>Q10101</b>	<b>C1733AF</b>	<b>CCT280</b>
623 2.3i	4/93-99	H23A3	2259	DOHC	224x26x24	<b>QKT1429AF</b>	<b>Q90290</b>	<b>C1210AF</b>	<b>CCT359</b>
820 2.0	5/88-90	20HD-M8	1994	OHC	215x25x24	<b>QKT214AF</b>	<b>Q10040</b>	<b>C971AF</b>	<b>CCT280</b>
820i 2.0i 16V	6/86-10/91	20HD-M16	1994	DOHC	215x25x24	<b>QKT214AF</b>	<b>Q10040</b>	<b>C971AF</b>	<b>CCT280</b>
820i 2.0i 16V	11/91-99	20T4	1994	DOHC	215x25x24	<b>QKT664AF</b>	<b>Q10064</b>	<b>C971AF</b>	<b>CCT280</b>
820i 2.0i 16V Turbo (-ch.152419)	3/91-11/91	20M4G	1994	DOHC	215x25x24	<b>QKT664AF</b>	<b>Q10064</b>	<b>C971AF</b>	<b>CCT280</b>
820i 2.0i 16V Turbo (ch.152420-)	3/91-11/91	20M4G	1994	DOHC	228x25x24	<b>QKT1935AF</b>	<b>Q10101</b>	<b>C1809AF</b>	<b>CCT280</b>
820i 2.0i 16V Turbo Vitesse	11/91-99	20T4	1994	DOHC	228x25x24	<b>QKT1935AF</b>	<b>Q10101</b>	<b>C1809AF</b>	<b>CCT280</b>
825 2.5i V6 24V	6/86-88	Honda - C25A2	2494	V6	225x24.5x24	<b>QKT483AF</b>	<b>Q10054</b>	<b>C1118AF</b>	<b>CCT359</b>
825 2.5i V6 24V	1/96-99	Rover - KV6	2497	V6	-	-	<b>Q10101</b>	-	<b>CCT280</b>
825 2.5 TD (-ch.294859)	7/89-7/91	97A	2498	OHV	235x x18	<b>QKT1229AF<sup>13</sup></b>	-	-	-
825 2.5 TD (ch.294860-)	8/91-99	97A	2498	OHV	235x x17	<b>QKT1259AF<sup>13</sup></b>	-	-	-
827 2.7i V6 24V	2/88-96	C27A2	2675	V6	225x24.5x24	<b>QKT483AF</b>	<b>Q10054</b>	<b>C1118AF</b>	<b>CCT359</b>
Cabriolet 1.6i 16V	3/96-98	16K16	1589	DOHC	200x20.8x18	<b>QKT1462AF</b>	<b>Q10081</b>	<b>C1682AF</b>	<b>CCT315</b>
Coupé 1.6i 16V	3/96-98	16K16	1589	DOHC	200x20.8x18	<b>QKT1462AF</b>	<b>Q10081</b>	<b>C1682AF</b>	<b>CCT315</b>
Coupé 1.8i 16V VVC	3/96-98	18K16	1796	DOHC	215x25x24	<b>QKT664AF</b>	<b>Q10064</b>	<b>C971AF</b>	<b>CCT280</b>
Metro 1.1	5/90-94	K8	1120	OHC	180x20.8x18	<b>QKT522AF</b>	<b>Q90233</b>	<b>C1151AF</b>	<b>CCT315</b>
Metro 1.4	5/90-94	K8	1396	OHC	190x20.8x18	<b>QKT523AF</b>	<b>Q90263</b>	<b>C1152AF</b>	<b>CCT315</b>
Metro 1.4i 16V	5/90-94	K16	1396	DOHC	190x20.8x18	<b>QKT523AF</b>	<b>Q90263</b>	<b>C1152AF</b>	<b>CCT315</b>
Metro 1.4 D	4/92-94	K9A/TUD3	1360	OHC	181x20.8x18	<b>QKT1136AF</b>	<b>Q90277</b>	<b>C1180AF</b>	<b>CCT315</b>
SD1 2.0 (● -41/AHH100100)	1/82-84	20VA	1994	OHC	216x25.4x23	<b>QKT276AF</b>	<b>Q10027</b>	<b>C899AF</b>	<b>CCT54</b>
SD1 2.0 (● 41/AHH100101-)	1984-87	20VA	1994	OHC	216x25.4x23	-	-	<b>C899AF</b>	<b>CCT347</b>
SD1 2.3 (● -16C10000)	10/77-9/84	10C,11C	2350	OHC	231x25.4x23	<b>QKT206AF</b>	<b>Q10022</b>	<b>C911AF</b>	<b>CCT54</b>
SD1 2.3 (● 16C10001-)	10/84-87	10C,11C	2350	OHC	231x25.4x23	<b>QKT494AF</b>	<b>Q10051</b>	<b>C911AF</b>	<b>CCT347</b>
SD1 2.4 TD	1/82-86	HR492HT	2393	OHV	-	-	-	-	<b>CCT54</b>
SD1 2.6 (● -18C10000)	10/77-9/84	12C,13C	2597	OHC	231x25.4x23	<b>QKT206AF</b>	<b>Q10022</b>	<b>C911AF</b>	<b>CCT54</b>
SD1 2.6 (● 18C10001-)	10/84-87	12C,13C	2597	OHC	231x25.4x23	<b>QKT494AF</b>	<b>Q10051</b>	<b>C911AF</b>	<b>CCT347</b>
SD1 3.5 V8	6/76-9/84	30A,31A	3528	V8	241x25.4x23	<b>QKT207AF</b>	<b>Q10022</b>	<b>C886AF</b>	<b>CCT54</b>
SD1 3.5i V8	10/84-87	30A,31A	3528	V8	240x25.4x23	<b>QKT1948AF<sup>13</sup></b>	-	-	-
Tourer 1.6i 16V	3/96-98	16K16	1589	DOHC	200x20.8x18	<b>QKT1462AF</b>	<b>Q10081</b>	<b>C1682AF</b>	<b>CCT315</b>
Tourer 1.8 TD	3/96-98	XUD7T	1769	OHC	215x25.5x24	<b>QKT637AF</b>	<b>Q90264</b>	<b>C1153AF</b>	<b>CCT280</b>
<b>Triumph</b>									
1500 1.5TC (ch.YC25001-)	3/75-76	-	1493	OHV	184x22x20	<b>QKT187AF</b>	<b>Q10024</b>	<b>C878AF</b>	<b>CCT70</b>
2000 2.0	10/63-77	-	1998	OHV	216x25.4x10	<b>QKT151AF</b>	<b>Q10075</b>	<b>C714AF</b>	<b>CCT54</b>
2500 2.5	5/75-77	-	2498	OHV	216x25.4x10	<b>QKT151AF</b>	<b>Q10075</b>	<b>C714AF</b>	<b>CCT54</b>
2500 2.5i	10/68-75	-	2498	OHV	216x25.4x10	<b>QKT151AF</b>	<b>Q10075</b>	<b>C714AF</b>	<b>CCT54</b>
Acclaim 1.3	10/81-84	EJ	1335	OHC	190x20.2x19	<b>QKT149AF</b>	<b>Q10031</b>	<b>C898AF</b>	<b>CCT106</b>
Dolomite 1.3	3/76-81	DH	1296	OHV	165x22x20	<b>QKT271AF</b>	<b>Q10001</b>	<b>C890AF</b>	<b>CCT70</b>
Dolomite 1.5	3/76-81	YC	1493	OHV	184x22x20	<b>QKT187AF</b>	<b>Q10024</b>	<b>C878AF</b>	<b>CCT70</b>
Dolomite 1.8	1/72-3/75	WF	1854	OHC	216x25.4x10	<b>QKT151AF</b>	<b>Q10075</b>	<b>C714AF</b>	<b>CCT54</b>
Dolomite 1.8	3/75-81	WF	1854	OHC	216x25.4x23	<b>QKT277AF</b>	<b>Q10027</b>	<b>C720AF</b>	<b>CCT54</b>
Dolomite 2.0 16V Sprint	6/73-81	VA	1998	OHC	216x25.4x10	<b>QKT151AF</b>	<b>Q10075</b>	<b>C714AF</b>	<b>CCT54</b>
GT6 2.0	10/66-74	KE	1998	OHV	216x25.4x10	<b>QKT151AF</b>	<b>Q10075</b>	<b>C714AF</b>	<b>CCT54</b>
Herald 1.2	1965-70	GA	1147	OHV	165x22x10	<b>QKT202AF</b>	<b>Q10001</b>	<b>C801AF</b>	<b>CCT70</b>
(diaphragm type - version diaphragme - membranfeder)									
Herald 1.3	10/67-71	GE	1296	OHV	165x22x10	<b>QKT202AF</b>	<b>Q10001</b>	<b>C801AF</b>	<b>CCT70</b>
Spitfire 1.2	1/64-67	-	1147	OHV	165x22x10	<b>QKT202AF</b>	<b>Q10001</b>	<b>C801AF</b>	<b>CCT70</b>
Spitfire 1.3	3/67-75	FD	1296	OHV	165x22x10	<b>QKT202AF</b>	<b>Q10001</b>	<b>C801AF</b>	<b>CCT70</b>
Spitfire 1.5	12/74-81	FM	1493	OHV	184x22x20	<b>QKT187AF</b>	<b>Q10024</b>	<b>C878AF</b>	<b>CCT70</b>
Stag 3.0 V8	6/70-77	LF	2997	V8	241x32.2x10	<b>QKT1950AF<sup>13</sup></b>	-	-	-
TR4A 2.1	1965-67	HE	2138	OHV	216x32x10	-	<b>Q10027</b>	<b>C805AF</b>	<b>CCT86</b>
TR5 2.5i	10/67-69	-	2498	OHV	216x32x10	-	<b>Q10027</b>	<b>C805AF</b>	<b>CCT86</b>
TR6 2.5i	1/69-76	CR	2498	OHV	216x32x10	-	-	<b>C805AF</b>	<b>CCT86</b>
TR7 2.0	3/75-78	CG	1998	OHC	216x25.4x23	-	<b>Q10027</b>	<b>C894AF</b>	<b>CCT54</b>
TR7 2.0	10/76-81	CG	1998	OHC	216x25.4x23	<b>QKT229AF</b>	<b>Q10075</b>	<b>C894AF</b>	<b>CCT54</b>
TR8 3.5 V8	3/79-81	15E	3528	V8	241x25.4x23	<b>QKT207AF</b>	<b>Q10022</b>	<b>C886AF</b>	<b>CCT54</b>
Toledo 1.3 (-ch.100000)	8/70-3/75	DF	1296	OHV	165x22x10	<b>QKT202AF</b>	<b>Q10001</b>	<b>C801AF</b>	<b>CCT70</b>
Toledo 1.3 (ch.100001-)	3/75-76	DF	1296	OHV	165x22x20	<b>QKT271AF</b>	<b>Q10001</b>	<b>C890AF</b>	<b>CCT70</b>
Vitesse 2.0	10/66-71	-	1998	OHV	216x25.4x10	<b>QKT151AF</b>	<b>Q10075</b>	<b>C714AF</b>	<b>CCT54</b>

13 Kit only - Vendu seulement en kit - Nur als Satz Verfügbar  
 4 speed gearbox - Boîte à 4 vitesses - 4-Gang Getriebe  
 5 speed gearbox - Boîte à 5 vitesses - 5-Gang Getriebe

*Saab page*

**R****ROVER GROUP**

Ital 1.3	5/82-85	12V-EL	1275	OHV	203x22x20	<b>QKT104AF</b>	<b>Q10027</b>	<b>C942AF</b>	<b>CCT54</b>
Maestro 1.3	10/84-93	12H	1275	OHV	200x20x24	<b>QKT180AF</b>	<b>Q90278'</b>	<b>C973AF</b>	<b>CCT267'</b>
Maestro 1.6	5/85-92	16S	1598	OHC	200x20x24	<b>QKT212AF</b>	<b>Q10041'</b>	<b>C973AF</b>	<b>CCT267'</b>
Maestro 2.0 D	10/86-95	BA20	1994	OHC	215x25x24	<b>QKT214AF</b>	<b>Q10040</b>	<b>C971AF</b>	<b>CCT280</b>
Marina 1.3	10/72-82	12V	1275	OHV	203x22x20	<b>QKT104AF</b>	<b>Q10027</b>	<b>C942AF</b>	<b>CCT54</b>
Marina 1.5 D	10/72-80	15D	1489	OHV	203x25.4x23	<b>QKT105AF</b>	<b>Q10027</b>	<b>C838AF</b>	<b>CCT54</b>
Metro 1.0	10/82-92	99H	998	OHV	181x51x32	<b>QKT172AF</b>	<b>Q10032</b>	<b>C951AF</b>	<b>CCT268</b>
Metro 1.3	10/82-92	12H	1275	OHV	181x51x32	<b>QKT172AF</b>	<b>Q10032</b>	<b>C951AF</b>	<b>CCT268</b>
Mini 848cc	1962-83	8AM	848	OHV	181x51x32	<b>QKT112AF</b>	<b>Q60014</b>	<b>C362AF</b>	<b>CCT38</b>
Mini 1.0	10/67-83	99H	998	OHV	181x51x32	<b>QKT112AF</b>	<b>Q60014</b>	<b>C362AF</b>	<b>CCT38</b>
Sherpa 1.7	1/82-85	17V	1700	OHC	216x25.4x23	<b>QKT216AF</b>	<b>Q10030</b>	<b>C899AF</b>	<b>CCT256</b>
Sherpa 1.7 (-ch.271675)	1/85-5/86	17V	1700	OHC	241x25.4x23	<b>QKT207AF</b>	<b>Q10022</b>	<b>C886AF</b>	<b>CCT54</b>
Sherpa 1.7 (ch.271676-)	6/86-89	17V	1700	OHC	241x25.4x23	<b>QKT495AF</b>	<b>Q10052</b>	<b>C886AF</b>	<b>CCT347</b>
Sherpa 1.8 D	9/82-85	18VD	1798	OHV	216x25.4x23	<b>QKT216AF</b>	<b>Q10030</b>	<b>C899AF</b>	<b>CCT256</b>
Sherpa 1.8 D	9/85-9/86	18VD	1798	OHV	241x25.4x23	<b>QKT272AF</b>	<b>Q10020</b>	<b>C886AF</b>	<b>CCT54</b>
Sherpa 1.8 D (⊕⊕)	1985-9/86	18VD	1798	OHV	241x25.4x23	<b>QKT1212AF</b>	<b>Q10020</b>	<b>C886AF</b>	<b>CCT347</b>
Sherpa 2.0 200 Series	1/82-85	20V	1994	OHC	216x25.4x23	<b>QKT216AF</b>	<b>Q10030</b>	<b>C899AF</b>	<b>CCT256</b>
Sherpa 2.0 200,300 Series (-ch.272603)	1/83-5/86	20V	1994	OHC	241x25.4x23	<b>QKT207AF</b>	<b>Q10022</b>	<b>C886AF</b>	<b>CCT54</b>
Sherpa 2.0 200,300 Series (ch.272604-)	6/86-89	20V	1994	OHC	241x25.4x23	<b>QKT495AF</b>	<b>Q10052</b>	<b>C886AF</b>	<b>CCT347</b>
Sherpa 2.0 Di 200 Series	11/86-89	20VD	1994	OHC	241x25.4x23	<b>QKT495AF</b>	<b>Q10052</b>	<b>C886AF</b>	<b>CCT347</b>
Sherpa 2.5 D 300 Series	1/83-89	25VD	2495	OHV	241x25.4x23	<b>QKT235AF</b>	<b>Q10020</b>	<b>C886AF</b>	<b>CCT124</b>

**SAAB**

9-3 2.0i 16V	3/98-	B204I,B206I	1985	DOHC	215x25x14	<b>QKT1988AF<sup>12</sup></b>	-	-	-
9-3 2.0i 16V	3/98-	B204I,B206I	1985	DOHC	215x25x14	<b>QKT2189AF<sup>16</sup></b>	-	-	<b>CSC008</b>
9-3 2.0i 16V Turbo	3/98-	B204L	1985	DOHC	228x25x14	<b>QKT1989AF<sup>12</sup></b>	-	-	-
9-3 2.0i 16V Turbo	3/98-	B204L	1985	DOHC	228x25x14	<b>QKT2190AF<sup>16</sup></b>	-	-	<b>CSC008</b>
9-3 2.2 TiD	3/98-	D223L	2172	DOHC	228x25x14	<b>QKT2050AF<sup>12</sup></b>	-	-	-
9-3 2.3i 16V	3/98-	B234I	2290	DOHC	215x25x14	<b>QKT1988AF<sup>12</sup></b>	-	-	-
9-3 2.3i 16V	3/98-	B234I	2290	DOHC	215x25x14	<b>QKT2189AF<sup>16</sup></b>	-	-	<b>CSC008</b>
9-5 2.0i 16V Turbo (-ch.W3072365)	6/97-	B205E,B205F	1985	DOHC	228x25x14	<b>QKT1990AF<sup>12</sup></b>	-	-	-
9-5 2.0i 16V Turbo (-ch.W3072365)	6/97-	B205E,B205F	1985	DOHC	228x25x14	<b>QKT2191AF<sup>16</sup></b>	-	-	<b>CSC008</b>
9-5 2.0i 16V Turbo (ch.W3072366-)	6/97-	B205E,B205F	1985	DOHC	228x25x14	<b>QKT1991AF<sup>12</sup></b>	-	-	-
9-5 2.0i 16V Turbo (ch.W3072366-)	6/97-	B205E,B205F	1985	DOHC	228x25x14	<b>QKT2192AF<sup>16</sup></b>	-	-	<b>CSC008</b>
9-5 2.3i 16V Turbo (-ch.W3072365)	6/97-	B235E	2290	DOHC	228x25x14	<b>QKT1990AF<sup>12</sup></b>	-	-	-
9-5 2.3i 16V Turbo (-ch.W3072365)	6/97-	B235E	2290	DOHC	228x25x14	<b>QKT2191AF<sup>16</sup></b>	-	-	<b>CSC008</b>
9-5 2.3i 16V Turbo (ch.W3072366-)	6/97-	B235E	2290	DOHC	228x25x14	<b>QKT1991AF<sup>12</sup></b>	-	-	-
9-5 2.3i 16V Turbo (ch.W3072366-)	6/97-	B235E	2290	DOHC	228x25x14	<b>QKT2192AF<sup>16</sup></b>	-	-	<b>CSC008</b>
90 2.0 (-ch.F6010403)	9/84-88	B201	1985	OHC	203x19x17	<b>QKT388AF</b>	<b>Q90235</b>	<b>C804AF</b>	<b>CCT251<sup>9</sup></b>
90 2.0 (ch.F6010404-)	9/84-88	B201	1985	OHC	203x19x17	<b>QKT386AF</b>	<b>Q90235</b>	<b>C804AF</b>	<b>CCT313</b>
99 2.0	1968-75	B20	1985	OHC	203x19x17	<b>QKT1632AF</b>	<b>Q90235</b>	<b>C804AF</b>	<b>CCT107</b>
99 2.0	1976-8/84	B20	1985	OHC	203x19x17	<b>QKT388AF</b>	<b>Q90235</b>	<b>C804AF</b>	<b>CCT251<sup>9</sup></b>
99 2.0 Turbo	11/77-81	B20S	1985	OHC	215x19.5x17	<b>QKT389AF</b>	<b>Q90235</b>	<b>C1111AF</b>	<b>CCT251<sup>9</sup></b>
900 2.0	10/78-84	B201	1985	OHC	203x19x17	<b>QKT388AF</b>	<b>Q90235</b>	<b>C804AF</b>	<b>CCT251<sup>9</sup></b>
900 2.0	1985-93	B201	1985	OHC	203x19x17	<b>QKT386AF</b>	<b>Q90235</b>	<b>C804AF</b>	<b>CCT313</b>
900 2.0i	10/78-84	B201	1985	OHC	203x19x17	<b>QKT388AF</b>	<b>Q90235</b>	<b>C804AF</b>	<b>CCT251<sup>9</sup></b>
900 2.0i	1985-93	B201	1985	OHC	203x19x17	<b>QKT386AF</b>	<b>Q90235</b>	<b>C804AF</b>	<b>CCT313</b>
900 2.0i Turbo	10/78-84	B20S	1985	OHC	215x19.5x17	<b>QKT389AF</b>	<b>Q90235</b>	<b>C1111AF</b>	<b>CCT251<sup>9</sup></b>
900 2.0i Turbo	1985-89	B20S	1985	OHC	215x19.5x17	<b>QKT387AF</b>	<b>Q90235</b>	<b>C1111AF</b>	<b>CCT313</b>
900 2.0i 16V	6/89-93	B202	1985	DOHC	203x19x17	<b>QKT386AF</b>	<b>Q90235</b>	<b>C804AF</b>	<b>CCT313</b>
900 2.0i 16V (⊕ -R129242)	9/93-98	B206I	1985	DOHC	230x25x14	<b>QKT1315AF<sup>13</sup></b>	-	-	-
900 2.0i 16V (⊕ R129243-)	9/93-98	B204I,206I	1985	DOHC	215x25x14	<b>QKT1875AF<sup>13</sup></b>	-	-	-
900 2.0i 16V Turbo (-ch....K)	2/84-10/89	B202L	1985	DOHC	215x19.5x17	<b>QKT387AF</b>	<b>Q90235</b>	<b>C1111AF</b>	<b>CCT313</b>
900 2.0i 16V Turbo (ch.L....)	10/89-93	B202LTT	1985	DOHC	220x19.5x17	<b>QKT1602AF</b>	<b>Q90267</b>	<b>C1113AF</b>	<b>CCT313</b>
900 2.0i 16V Turbo	9/93-98	B204L	1985	DOHC	230x25x14	<b>QKT1315AF<sup>13</sup></b>	-	-	-
900 2.1i 16V	10/89-93	B212I	2119	DOHC	203x19x17	<b>QKT386AF</b>	<b>Q90235</b>	<b>C804AF</b>	<b>CCT313</b>
900 2.3i 16V (⊕ -R129242)	9/93-98	B234I	2290	DOHC	230x25x14	<b>QKT1315AF<sup>13</sup></b>	-	-	-
900 2.3i 16V (⊕ R129243-)	9/93-98	B234I	2290	DOHC	215x25x14	<b>QKT1875AF<sup>13</sup></b>	-	-	-
900 2.5i V6 24V (-ch....S)	9/93-98	B258I	2498	V6	230x25x14	<b>QKT1314AF<sup>13</sup></b>	-	-	-
900 2.5i V6 24V (ch.T....)	9/93-98	B234I	2498	V6	228x25x14	<b>QKT1898AF<sup>13</sup></b>	-	-	-
9000 2.0i 16V	3/86-7/93	B202I	1985	DOHC	215x19.5x17	<b>QKT387AF</b>	<b>Q90235</b>	<b>C1111AF</b>	<b>CCT313</b>
9000 2.0i 16V (⊕ -V028943)	8/93-98	B204I	1985	DOHC	215x25x14	<b>QKT1357AF<sup>13</sup></b>	-	-	-
9000 2.0i 16V (⊕ V028944-)	8/93-98	B204I	1985	DOHC	230x25x14	<b>QKT1356AF<sup>13</sup></b>	-	-	-
9000 2.0i 16V Turbo	8/84-7/93	B202L	1985	DOHC	228x19.5x17	<b>QKT634AF</b>	<b>Q90267</b>	<b>C1112AF</b>	<b>CCT313</b>
9000 2.0i 16V Turbo LPT	8/93-97	B204L	1985	DOHC	240x25x14	<b>QKT1298AF<sup>13</sup></b>	-	-	-
9000 2.0i 16V Turbo (Ecopower)	8/93-95	B204S	1985	DOHC	215x25x14	<b>QKT1357AF<sup>13</sup></b>	-	-	-
9000 2.0i 16V Turbo (⊕ -V028943)	8/93-98	B204E	1985	DOHC	215x25x14	<b>QKT1357AF<sup>13</sup></b>	-	-	-
9000 2.0i 16V Turbo (⊕ V028944-)	8/93-98	B204E	1985	DOHC	230x25x14	<b>QKT1356AF<sup>13</sup></b>	-	-	-
9000 2.3i 16V	6/89-7/93	B234I	2290	DOHC	215x19.5x17	<b>QKT387AF</b>	<b>Q90235</b>	<b>C1111AF</b>	<b>CCT313</b>
9000 2.3i 16V	8/93-98	B234I	2290	DOHC	215x25x14	<b>QKT1357AF<sup>13</sup></b>	-	-	-
9000 2.3i 16V Turbo	8/90-7/93	B234L	2290	DOHC	240x19.9x17	<b>QKT1352AF<sup>13</sup></b>	-	-	-
9000 2.3i 16V Turbo	8/93-97	B234L,B234R	2290	DOHC	240x25x14	<b>QKT1298AF<sup>13</sup></b>	-	-	-
9000 2.3i 16V Turbo (Ecopower)	8/93-98	B234E	2290	DOHC	230x25x14	<b>QKT1356AF<sup>13</sup></b>	-	-	-
9000 3.0i V6 24V	10/94-97	B308I	2962	V6	230x25x14	<b>QKT1356AF<sup>13</sup></b>	-	-	-

1 Clutch Cover and Release Bearing must be fitted as a pair - Le Mécanisme et la butée doivent être montés ensemble - Kupplungsautomat und Ausrücklager müssen zusammen montiert werden

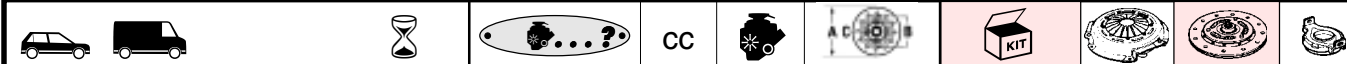
12 2-in-1 Kit (Cover &amp; Plate) - Kit de 2 pièces (Mécanisme &amp; Disque) - Satz enthält nur Automat und Scheibe

13 Kit only - Vendu seulement en kit - Nur als Satz verfügbar

16 Kit including Concentric Slave Cylinder - Kit incluant la butée hydraulique - Satz enthält Hydraulischer Zentralausrücker

4 4 speed gearbox - Boîte à 4 vitesses - 4-Gang Getriebe Engine - Moteur - Motor

5 5 speed gearbox - Boîte à 5 vitesses - 5-Gang Getriebe Self Centring Bearing - Bague à centrage automatique - mitlaufend Selbstzentrierender



S

SAO									
Penza 1.3 (PA22,PA23)	6/91-93	B3E	1324	OHC	185x22x20	QKT362AF	Q90190	C879AF	CCT349
SEAT									
127 903cc	5/72-8/77	141A30	903	OHV	160x18x20	QKT194AF	Q90040	C1025AF	CCT151
127 903cc	9/77-80	146A000	903	OHV	170x18x20	QKT502AF	Q90161	C1158AF	CCT151
127 903cc	9/77-80	146A000	903	OHV	170x19x17	QKT621AF	Q90161	C1089AF	CCT151
127 1.0	9/77-80	127A000	1049	OHC	180x17x20	QKT508AF	Q90233	C1241AF	CCT151
Alhambra 1.8i 20V Turbo	5/98-	AJH	1781	DOHC	220x26x23	QKT1920AF <sup>12</sup>	-	-	-
Alhambra 1.8i 20V Turbo	5/98-	AJH	1781	DOHC	220x26x23	QKT2168AF <sup>16</sup>	-	-	CSC002
Alhambra 1.9 TD	3/96-	1Z,AHU (66kW)	1896	OHC	228x26x23	QKT1895AF <sup>12</sup>	-	-	-
Alhambra 1.9 TD	3/96-	1Z,AHU (66kW)	1896	OHC	228x26x23	QKT2160AF <sup>16</sup>	-	-	CSC002
Alhambra 1.9 TD	5/97-	AFN (81kW)	1896	OHC	220x26x23	QKT1920AF <sup>12</sup>	-	-	-
Alhambra 1.9 TD	5/97-	AFN (81kW)	1896	OHC	220x26x23	QKT2168AF <sup>16</sup>	-	-	CSC002
Alhambra 2.0i	3/96-	ADY	1984	OHC	228x26x23	QKT1934AF <sup>12</sup>	-	-	-
Alhambra 2.0i	3/96-	ADY	1984	OHC	228x26x23	QKT2175AF <sup>16</sup>	-	-	CSC002
Arosa 1.0i	2/97-	AER,ALD,ALL,ANV	999	OHC	190x20.5x24	QKT616AF	Q90246	C1265AF	CCT304
Arosa 1.0i	11/98-	AHT	992	OHV	190	QKT2054AF <sup>13</sup>	-	-	-
Arosa 1.4i	2/97-11/97	AEX	1391	OHC	190x20.5x24	QKT772AF	Q90283	C1265AF	CCT304
Arosa 1.4i (-eng.109890)	5/97-99	AKV	1391	OHC	190x20.5x24	QKT772AF	Q90283	C1265AF	CCT304
Arosa 1.4i (eng.109891-)	5/97-99	AKV	1391	OHC	-	-	Q90283	-	CCT304
Arosa 1.4i (-eng.057082)	12/97-99	APQ	1391	OHC	190x20.5x24	QKT772AF	Q90283	C1265AF	CCT304
Arosa 1.4i (eng.057083-)	12/97-99	APQ	1391	OHC	-	-	Q90283	-	CCT304
Arosa 1.4i	1/99-	ANW,AKK	1391	OHC	-	-	Q90283	-	CCT304
Arosa 1.4i 16V	1/99-	AFK,ANM,AQQ	1391	DOHC	200x20.5x24	QKT799AF	Q90283	C1192AF	CCT304
Arosa 1.4 TD	5/99-	AMF	1422	OHC	-	-	-	-	CCT408
Arosa 1.7 SDi	10/97-	AKU	1699	OHC	190x20.4x24	QKT1800AF <sup>13</sup>	-	-	-
Cordoba 1.0i	7/97-	AER,ALD,ANV	999	OHC	190x20.5x24	QKT616AF	Q90246	C1265AF	CCT304
Cordoba 1.4i	11/93-	ABD,AEX	1391	OHC	190x20.5x24	QKT616AF	Q90246	C1265AF	CCT304
Cordoba 1.4i	5/99-	AKK,ANW,APQ	1391	OHC	190x20.5x24	QKT616AF	Q90246	C1265AF	CCT304
Cordoba 1.4i 16V	5/99-	APE	1391	DOHC	200x20.5x24	QKT799AF	Q90283	C1192AF	CCT304
Cordoba 1.6i	11/93-94	ABU (55kW)	1598	OHC	200x20.5x24	QKT799AF	Q90283	C1192AF	CCT304
Cordoba 1.6i	5/94-99	1F (55kW)	1595	OHC	190x20x24	QKT1630AF	Q90674	C972AF	CCT267
Cordoba 1.6i	12/95-99	AFT (74kW)	1595	OHC	200x20x24	QKT793AF	Q90674	C1048AF	CCT267
Cordoba 1.6i	5/97-	AEE,ALM (55kW)	1598	OHC	200x20.5x24	QKT799AF	Q90283	C1192AF	CCT304
Cordoba 1.6i	5/99-	AKL,APF (74kW)	1595	OHC	210x22.1x28	QKT1488AF	Q90695	-	CCT267
Cordoba 1.8i (-ch.6KZR002744)	11/93-7/94	ABS	1781	OHC	210x20x24	QKT177AF	Q90153	C999AF	CCT267
Cordoba 1.8i (ch.6KZR002745-)	11/93-7/94	ABS	1781	OHC	210x20.5x24	QKT1603AF	Q90685	C1660AF	CCT267
Cordoba 1.8i	7/94-99	ADZ,ACC	1781	OHC	210x20.5x24	QKT1603AF	Q90685	C1660AF	CCT267
Cordoba 1.8i 16V (-ch.6KZR002744)	11/93-94	ADL	1781	DOHC	210x22x28	QKT1065AF	Q90153	C1624AF	CCT267
Cordoba 1.8i 16V (ch.6KZR002745-)	1994-97	ADL	1781	DOHC	210x22x28	QKT1533AF	Q90695	C1624AF	CCT267
Cordoba 1.8i 20V Turbo	12/99-	AQX	1781	DOHC	220x22.2x28	QKT1924AF	-	-	CCT408
Cordoba 1.9 D (-ch.6KZR002744)	11/93-94	1Y	1896	OHC	200x20x24	QKT792AF	Q90672	C1048AF	CCT267
Cordoba 1.9 D (ch.6KZR002745-)	1994-99	1Y	1896	OHC	200x20x24	QKT793AF	Q90674	C1048AF	CCT267
Cordoba 1.9 SDi	12/95-99	AEY	1896	OHC	200x20x24	QKT793AF	Q90674	C1048AF	CCT267
Cordoba 1.9 SDi	5/99-	AGP,AQM	1896	OHC	200x20.3x28	QKT2116AF	-	-	CCT267
Cordoba 1.9 TD (-ch.6KZR002744)	11/93-94	AAZ	1896	OHC	210x20.5x24	QKT672AF	Q90153	C1194AF	CCT267
Cordoba 1.9 TD (ch.6KZR002745-)	1994-99	AAZ	1896	OHC	210x20.5x24	QKT1583AF	Q90685	C1194AF	CCT267
Cordoba 1.9 TD	7/96-99	1Z,AHU (66kW)	1896	OHC	228x22.1x28	QKT1834AF	-	-	CCT408
Cordoba 1.9 TD	3/97-99	AFN (81kW)	1896	OHC	220x22.2x28	QKT1928AF	-	-	CCT408
Cordoba 1.9 TD	5/99-	AGR,ALH,ASV	1896	OHC	228x22.1x28	QKT1834AF	-	-	CCT408
Cordoba 2.0i (-ch.6KZR002744)	11/93-94	2E	1985	OHC	210x22x28	QKT1065AF	Q90153	C1624AF	CCT267
Cordoba 2.0i (ch.6KZR002745-)	1994-96	2E	1985	OHC	210x22x28	QKT1533AF	Q90695	C1624AF	CCT267
Cordoba 2.0i	7/96-	AGG	1985	OHC	210x22x28	QKT1533AF	Q90695	C1624AF	CCT267
Cordoba 2.0i 16V	12/96-99	ABF (105kW)	1984	DOHC	228x22.1x28	QKT1834AF	-	-	CCT408
Cordoba Vario 1.4i	5/97-	AEX,AKK,ANW	1391	OHC	190x20.5x24	QKT616AF	Q90246	C1265AF	CCT304
Cordoba Vario 1.4i 16V	5/99-	APE	1391	DOHC	200x20.5x24	QKT799AF	Q90283	C1192AF	CCT304
Cordoba Vario 1.6i (55kW)	5/97-99	1F (55kW)	1595	OHC	190x20x24	QKT1630AF	Q90674	C972AF	CCT267
Cordoba Vario 1.6i (55kW)	5/97-	AEE,ALM (55kW)	1598	OHC	200x20.5x24	QKT799AF	Q90283	C1192AF	CCT304
Cordoba Vario 1.6i (74kW)	5/97-99	AFT (74kW)	1595	OHC	200x20x24	QKT793AF	Q90674	C1048AF	CCT267
Cordoba Vario 1.6i (74kW)	5/99-	AKL,APF (74kW)	1595	OHC	210x22.1x28	QKT1488AF	Q90695	-	CCT267
Cordoba Vario 1.9 SDi	5/97-99	AEY	1896	OHC	200x20x24	QKT793AF	Q90674	C1048AF	CCT267
Cordoba Vario 1.9 SDi	5/99-	AGP,AQM	1896	OHC	200x20.3x28	QKT2116AF	-	-	CCT267
Cordoba Vario 1.9 TD	5/97-99	AHU	1896	OHC	228x22.1x28	QKT1834AF	-	-	CCT408
Cordoba Vario 1.9 TD	5/99-	AGR,ALH,ASV	1896	OHC	228x22.1x28	QKT1834AF	-	-	CCT408
Fura 903cc	1982-86	-	903	OHV	170x18x20	QKT502AF	Q90161	C1158AF	CCT151
Fura 903cc	1982-86	-	903	OHV	170x19x17	QKT621AF	Q90161	C1089AF	CCT151
Ibiza 903cc	7/84-93	146A	903	OHV	170x18x20	QKT502AF	Q90161	C1158AF	CCT151
Ibiza 903cc	7/84-93	146A	903	OHV	170x19x17	QKT621AF	Q90161	C1089AF	CCT151
Ibiza 1.2	7/84-93	021A1	1193	OHC	190x19x17	QKT876AF	Q90189	C1098AF	CCT336
Ibiza 1.2i	1989-93	021C	1193	OHC	190x19x17	QKT876AF	Q90189	C1098AF	CCT336
Ibiza 1.5	7/84-93	021A2	1461	OHC	190x19x17	QKT876AF	Q90189	C1098AF	CCT336
Ibiza 1.5i	2/87-93	021B2,021C2	1461	OHC	190x19x17	QKT876AF	Q90189	C1098AF	CCT336
Ibiza 1.7i	2/92-93	021C	1675	OHC	200x20x17	QKT2213AF	-	-	CCT336
Ibiza 1.7 D	7/84-93	022A5	1714	OHC	200x19x17	QKT1009AF	Q90211	C1047AF	CCT322

12 2-in-1 Kit (Cover & Plate) - Kit de 2 piezas (Mecanismo & Disco) - Satz enthält nur Automat und Scheibe  
 13 Kit only - Vendu seulement en kit - Nur als Satz Verfügbar  
 16 Kit including Concentric Slave Cylinder - Kit incluant la butée hydraulique - Satz enthält Hydraulischer Zentralausrücker  
 4 speed gearbox - Boîte à 4 vitesses - 4-Gang Getriebe  
 5 speed gearbox - Boîte à 5 vitesses - 5-Gang Getriebe  
 Austria - Autriche - Österreich Spain - Espagne - Spanien



CC

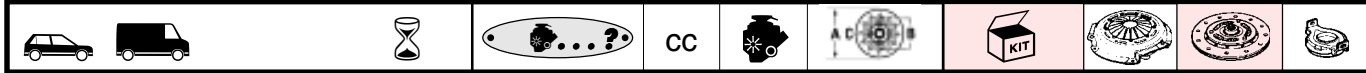


## ... SEAT

Ibiza (1993) 1.0i	2/93-96	AAU	1043	OHC	190x20.5x24	QKT616AF	Q90246	C1265AF	CCT304
Ibiza (1993) 1.0i	9/96-	AER,ALD,ANV	999	OHC	190x20.5x24	QKT616AF	Q90246	C1265AF	CCT304
Ibiza (1993) 1.3i	2/93-94	AAV,2G	1272	OHC	190x20.5x24	QKT616AF	Q90246	C1265AF	CCT304
Ibiza (1993) 1.4i 8V	9/93-	ABD,AEX	1391	OHC	190x20.5x24	QKT616AF	Q90246	C1265AF	CCT304
Ibiza (1993) 1.4i 8V	5/99-	AKK,ANW,APQ	1391	OHC	190x20.5x24	QKT616AF	Q90246	C1265AF	CCT304
Ibiza (1993) 1.4i 16V	6/97-	AFH,APE,AQQ	1391	DOHC	200x20.5x24	QKT799AF	Q90283	C1192AF	CCT304
Ibiza (1993) 1.6i (55kW)	2/93-94	ABU (55kW)	1598	OHC	200x20.5x24	QKT799AF	Q90283	C1192AF	CCT304
Ibiza (1993) 1.6i (55kW)	5/94-99	1F (55kW)	1595	OHC	190x20x24	QKT1630AF	Q90674	C972AF	CCT267
Ibiza (1993) 1.6i (55kW)	9/97-	AEE,ALM (55kW)	1598	OHC	200x20.5x24	QKT799AF	Q90283	C1192AF	CCT304
Ibiza (1993) 1.6i (74kW)	12/95-99	AFT (74kW)	1595	OHC	200x20x24	QKT793AF	Q90674	C1048AF	CCT267
Ibiza (1993) 1.6i (74kW)	5/99-	AKL,APF (74kW)	1595	OHC	210x22.1x28	QKT1488AF	Q90695	-	CCT267
Ibiza (1993) 1.8i 8V (-ch.6KZR002744)	2/93-7/94	ABS	1781	OHC	210x20x24	QKT177AF	Q90153	C999AF	CCT267
Ibiza (1993) 1.8i 8V (ch.6KZR002745-)	2/93-7/94	ABS	1781	OHC	210x20.5x24	QKT1603AF	Q90685	C1660AF	CCT267
Ibiza (1993) 1.8i 8V	7/94-99	ADZ,ACC	1781	OHC	210x20.5x24	QKT1603AF	Q90685	C1660AF	CCT267
Ibiza (1993) 1.8i 16V (-ch.6KZR002744)	9/93-94	ADL	1781	DOHC	210x22x28	QKT1065AF	Q90153	C1624AF	CCT267
Ibiza (1993) 1.8i 16V (ch.6KZR002745-)	1994-97	ADL	1781	DOHC	210x22x28	QKT1533AF	Q90695	C1624AF	CCT267
Ibiza (1993) 1.8i 20V Turbo	12/99-	AQX	1781	DOHC	220x22.2x28	QKT1924AF	-	-	CCT408
Ibiza (1993) 1.9 D (-ch.6KZR002744)	2/93-94	1Y	1896	OHC	200x20x24	QKT792AF	Q90672	C1048AF	CCT267
Ibiza (1993) 1.9 D (ch.6KZR002745-)	1994-99	1Y	1896	OHC	200x20x24	QKT793AF	Q90674	C1048AF	CCT267
Ibiza (1993) 1.9 SDi	12/95-99	AEY	1896	OHC	200x20x24	QKT793AF	Q90674	C1048AF	CCT267
Ibiza (1993) 1.9 SDi	5/99-	AGP,AQM	1896	OHC	200x20.3x28	QKT2116AF	-	-	CCT267
Ibiza (1993) 1.9 TD (-ch.6KZR002744)	2/93-94	AAZ	1896	OHC	210x20.5x24	QKT672AF	Q90153	C1194AF	CCT267
Ibiza (1993) 1.9 TD (ch.6KZR002745-)	1994-99	AAZ	1896	OHC	210x20.5x24	QKT1583AF	Q90685	C1194AF	CCT267
Ibiza (1993) 1.9 TD (66kW)	7/96-99	1Z,AHU (66kW)	1896	OHC	228x22.1x28	QKT1834AF	-	-	CCT408
Ibiza (1993) 1.9 TD (81kW)	3/97-99	AFN (81kW)	1896	OHC	220x22.2x28	QKT1928AF	-	-	CCT408
Ibiza (1993) 1.9 TD	5/99-	AGR,ALH,ASV	1896	OHC	228x22.1x28	QKT1834AF	-	-	CCT408
Ibiza (1993) 2.0i 8V (-ch.6KZR002744)	2/93-94	2E	1984	OHC	210x22x28	QKT1065AF	Q90153	C1624AF	CCT267
Ibiza (1993) 2.0i 8V (ch.6KZR002745-)	1994-96	2E	1984	OHC	210x22x28	QKT1533AF	Q90695	C1624AF	CCT267
Ibiza (1993) 2.0i 8V	7/95-98	AGG	1984	OHC	210x22x28	QKT1533AF	Q90695	C1624AF	CCT267
Ibiza (1993) 2.0i 16V	12/96-98	ABF (105kW)	1984	DOHC	228x22.1x28	QKT1834AF	-	-	CCT408
Leon 1.4i 16V (-ch.260000)	11/99-	APE,AHW	1391	DOHC	200x22.1x28	QKT1906AF	-	-	CCT267
Leon 1.4i 16V (ch.260001-)	11/99-	APE,AHW	1391	DOHC	-	-	-	-	CCT267
Leon 1.6i	11/99-	AEH,AKL	1595	OHC	210x22.1x28	QKT1488AF	Q90695	-	CCT267
Leon 1.8i 20V	11/99-	AGN,APG	1781	DOHC	215x22.1x28	QKT1489AF	Q90670	C1732AF	CCT408
Leon 1.8i 20V Turbo	11/99-	APP	1781	DOHC	220x22.2x28	QKT2053AF	-	-	CCT408
Leon 1.9 SDi	11/99-	AQM	1896	OHC	200x20.3x28	QKT2116AF	-	-	CCT267
Leon 1.9 TD	11/99-	AGR,ALH (66kW)	1896	OHC	220x22.2x28	QKT1928AF	-	-	CCT408
Leon 1.9 TD	11/99-	AHF,ASV (81kW)	1896	OHC	220x22.2x28	QKT1928AF	-	-	CCT408
Malaga 1.2	5/85-92	021A1	1193	OHC	190x19x17	QKT876AF	Q90189	C1098AF	CCT336
Malaga 1.5	5/85-92	021A2	1461	OHC	190x19x17	QKT876AF	Q90189	C1098AF	CCT336
Malaga 1.5i	1988-92	021A	1461	OHC	190x19x17	QKT876AF	Q90189	C1098AF	CCT336
Malaga 1.7 D	5/85-92	022A5	1714	OHC	200x19x17	QKT1009AF	Q90211	C1047AF	CCT322
Marbella 843cc	11/86-92	08NCA	843	OHV	170x18x20	QKT502AF	Q90161	C1158AF	CCT151
Marbella 903cc	11/86-93	09NCA	903	OHV	170x18x20	QKT502AF	Q90161	C1158AF	CCT151
Marbella 903cc	11/86-96	09NCB	903	OHV	170x19x17	QKT621AF	Q90161	C1089AF	CCT151
Panda 843cc	1980-86	100G16	843	OHV	170x18x20	QKT502AF	Q90161	C1158AF	CCT151
Panda 903cc	1980-86	09NCA	903	OHV	170x18x20	QKT502AF	Q90161	C1158AF	CCT151
Panda 903cc	1981-86	09NCA	903	OHV	170x19x17	QKT621AF	Q90161	C1089AF	CCT151
Ronda 1.2	10/83-9/84	12A	1197	OHC	190x19x17	QKT162AF	Q90189	C916AF	CCT336
Ronda 1.2	10/84-87	021A1	1193	OHC	190x19x17	QKT876AF	Q90189	C1098AF	CCT336
Ronda 1.5	10/84-87	021A2	1461	OHC	190x19x17	QKT876AF	Q90189	C1098AF	CCT336
Ronda 1.6	7/82-9/84	123.BBO	1592	OHC	200x19x17	QKT2029AF	Q90046	C1004AF	CCT322
Ronda 1.7 D	10/83-87	022A5,138A5	1714	OHC	200x19x17	QKT1009AF	Q90211	C1047AF	CCT322
Toledo 1.6 (55kW)(-ch.1LZD241120)	5/91-11/92	EZ,ABN (55kW)	1595	OHC	190x20x24	QKT656AF	Q90279	C972AF	CCT267
Toledo 1.6 (55kW)(ch.1LZD241121-)	12/92-7/94	EZ,ABN (55kW)	1595	OHC	190x20x24	QKT773AF	Q90660	C972AF	CCT267
Toledo 1.6i (55kW)(-ch.1LZD241120)	9/91-11/92	1F (55kW)	1595	OHC	190x20x24	QKT656AF	Q90279	C972AF	CCT267
Toledo 1.6i (55kW)(ch.1LZD241121-)	12/92-99	1F (55kW)	1595	OHC	190x20x24	QKT773AF	Q90660	C972AF	CCT267
Toledo 1.6i (74kW)	9/96-98	AFT (74kW)	1595	OHC	200x20x24	QKT793AF	Q90674	C1048AF	CCT267
Toledo 1.8i (-ch.1LZD241120)	5/91-11/92	RP,ABS	1781	OHC	210x20x24	QKT177AF	Q90153	C999AF	CCT267
Toledo 1.8i (ch.1LZD241121-)	12/92-94	RP,ABS	1781	OHC	210x20.5x24	QKT1603AF	Q90685	C1660AF	CCT267
Toledo 1.8i	7/94-97	ADZ	1781	OHC	210x20.5x24	QKT1603AF	Q90685	C1660AF	CCT267
Toledo 1.8i 16V (-ch.1LZD241120)	5/91-11/92	KR,PL	1781	DOHC	210x22x28	QKT1065AF	Q90153	C1624AF	CCT267
Toledo 1.8i 16V (ch.1LZD241121-)	12/92-94	KR,PL	1781	DOHC	210x22x28	QKT1533AF	Q90695	C1624AF	CCT267
Toledo 1.9 D (-ch.1LZD010447)	2/91-6/91	1Y	1896	OHC	210x20.5x24	QKT672AF	Q90153	C1194AF	CCT267
Toledo 1.9 D (ch.1LZD010448-241120)	6/91-11/92	1Y	1896	OHC	200x20x24	QKT792AF	Q90672	C1048AF	CCT267
Toledo 1.9 D (ch.1LZD241121-)	12/92-98	1Y	1896	OHC	200x20x24	QKT793AF	Q90674	C1048AF	CCT267
Toledo 1.9 TD (55kW)(-ch.1LZD241120)	5/91-11/92	AAZ	1896	OHC	210x20.5x24	QKT672AF	Q90153	C1194AF	CCT267
Toledo 1.9 TD (55kW)(ch.1LZD241121-)	12/92-97	AAZ	1896	OHC	210x20.5x24	QKT1583AF	Q90685	C1194AF	CCT267
Toledo 1.9 TDi (66kW)	4/95-99	1Z,AHU (66kW)	1896	OHC	228x22.1x28	QKT1834AF	-	-	CCT408
Toledo 1.9 TDi (81kW)	12/96-99	AFN (81kW)	1896	OHC	220x22.2x28	QKT1928AF	-	-	CCT408
Toledo 2.0i 8V (-ch.1LZD241120)	2/91-11/92	2E	1985	OHC	210x22x28	QKT1065AF	Q90153	C1624AF	CCT267
Toledo 2.0i 8V (ch.1LZD241121-)	12/92-99	2E,AGG	1984	OHC	210x22.1x28	QKT1937AF	-	-	CCT267
Toledo 2.0i 16V	10/94-99	ABF (105kW)	1984	DOHC	228x22.1x28	QKT1834AF	-	-	CCT408

4 speed gearbox - Boîte à 4 vitesses - 4-Gang Getriebe

5 speed gearbox - Boîte à 5 vitesses - 5-Gang Getriebe



**... SEAT**

Toledo (1999) 1.4i 16V (-ch.260000)	7/99-	AHW	1391	DOHC	200x22.1x28	<b>QKT1906AF</b>	-	-	CCT267
Toledo (1999) 1.4i 16V (ch.260001-)	7/99-	AHW	1391	DOHC	-	-	-	-	CCT267
Toledo (1999) 1.6i	10/98-	AEH,AKL	1595	OHC	210x22.1x28	<b>QKT1488AF</b>	Q90695	-	CCT267
Toledo (1999) 1.8i 20V	10/98-	AGN,APG	1781	DOHC	215x22.1x28	<b>QKT1489AF</b>	Q90670	C1732AF	CCT408
Toledo (1999) 1.9 TD (66kW)	10/98-	AGR,ALH (66kW)	1896	OHC	220x22.2x28	<b>QKT1928AF</b>	-	-	CCT408
Toledo (1999) 1.9 TD (81kW)	10/98-	AHF,ASV (81kW)	1896	OHC	220x22.2x28	<b>QKT1928AF</b>	-	-	CCT408
Toledo (1999) 2.3i V5	10/98-	AGZ	2326	V5	220x22.3x28	<b>QKT2039AF</b>	-	-	CCT408

**SEAT**

Inca 1.4i	11/95-	AEX,AKV	1391	OHC	190x20.5x24	<b>QKT772AF</b>	Q90283	C1265AF	CCT304
Inca 1.6i	11/95-5/97	1F	1595	OHC	190x20x24	<b>QKT656AF</b>	Q90279	C972AF	CCT267
Inca 1.6i	6/97-	AEE	1598	OHC	200x20.5x24	<b>QKT799AF</b>	Q90283	C1192AF	CCT304
Inca 1.7 SDi	9/96-	AHB	1714	OHC	200x20x24	<b>QKT793AF</b>	Q90674	C1048AF	CCT267
Inca 1.9 D	11/95-	1Y	1896	OHC	200x20x24	<b>QKT793AF</b>	Q90674	C1048AF	CCT267
Inca 1.9 SDi	11/95-	AEY	1896	OHC	200x20x24	<b>QKT793AF</b>	Q90674	C1048AF	CCT267
Terra 903cc	2/87-97	09NCA	903	OHV	170x18x20	<b>QKT502AF</b>	Q90161	C1158AF	CCT151
Terra 903cc	2/87-97	09NCA,09NCB	903	OHV	170x19x17	<b>QKT621AF</b>	Q90161	C1089AF	CCT151
Terra 1.3 D	8/89-91	MN	1272	OHC	190x20.5x24	<b>QKT1587AF</b>	Q90246	C1789AF	CCT304
Terra 1.4 D	10/90-96	1W	1398	OHC	190x20.5x24	<b>QKT1587AF</b>	Q90246	C1789AF	CCT304

**SKODA**

Estelle 105 1.0	8/77-82	742.10	1046	OHV	180x20x10	<b>QKT296AF</b>	-	C1071AF	CCT74
Estelle 105 1.0	1982-7/84	742.10	1046	OHV	180x20x10	<b>QKT242AF</b>	Q90154	C1071AF	CCT299
Estelle 105 1.0	7/84-90	742.10	1046	OHV	190x20x10	<b>QKT243AF</b>	Q90237	C1072AF	CCT299
Estelle 120 1.2	1982-7/84	742.12	1174	OHV	180x20x10	<b>QKT242AF</b>	Q90154	C1071AF	CCT299
Estelle 120 1.2	7/84-91	742.12	1174	OHV	190x20x10	<b>QKT243AF</b>	Q90237	C1072AF	CCT299
Estelle 130 1.3	10/85-90	742.13	1289	OHV	190x20x10	<b>QKT243AF</b>	Q90237	C1072AF	CCT299
Fabia 1.9 TDi	1/00-	ATD	1896	OHC	-	-	-	-	CCT408
Favorit 1.3,1.3i	10/88-95	135B,136B	1289	OHV	190x20x18	<b>QKT347AF</b>	Q90237	C1093AF	CCT343
Felicia 1.3i	10/94-12/97	135B,136B	1289	OHV	190x20x18	<b>QKT347AF</b>	Q90237	C1093AF	CCT343
Felicia 1.3i	1/98-	135,136	1289	OHV	-	-	Q90237	-	CCT343
Felicia 1.6i	6/95-	AEE	1596	OHC	190x20x18	<b>QKT1891AF</b>	-	-	CCT343
Felicia 1.9 D	9/95-	1Y	1896	OHC	200x20x18	<b>QKT1892AF<sup>13</sup></b>	-	-	-
Octavia 1.6i	10/96-	AEE (55kW)	1595	OHC	200x22.1x28	<b>QKT1906AF</b>	-	-	CCT267
Octavia 1.6i	10/96-	AEH,AKL (74kW)	1595	OHC	210x22.1x28	<b>QKT1488AF</b>	Q90695	-	CCT267
Octavia 1.8i 20V	10/96-99	AGN	1781	DOHC	215x22.1x28	<b>QKT1489AF</b>	Q90670	C1732AF	CCT408
Octavia 1.8i 20V Turbo	5/98-	AGU,ARZ	1781	DOHC	220x22.2x28	<b>QKT1924AF</b>	-	-	CCT408
Octavia 1.9 SDi	5/97-	AGP	1896	OHC	200x20.3x28	<b>QKT2116AF</b>	-	-	CCT267
Octavia 1.9 TDi (66kW) (35000)	10/96-	AGR (66kW)	1896	OHC	228x22.1x28	<b>QKT1834AF</b>	-	-	CCT408
Octavia 1.9 TDi (66kW) (35001-)	10/96-	AGR (66kW)	1896	OHC	220x22.2x28	<b>QKT1928AF</b>	-	-	CCT408
Octavia 1.9 TDi (81kW)	8/97-	AHF (81kW)	1896	OHC	220x22.2x28	<b>QKT1928AF</b>	-	-	CCT408
Octavia 1.9 TDi 4x4	8/97-	AHF (81kW)	1896	OHC	220x22.2x28	<b>QKT1928AF</b>	-	-	CCT408
Octavia 2.0i	5/99-	APK,AQY	1984	OHC	215x22.1x28	<b>QKT1489AF</b>	Q90670	C1732AF	CCT408
Octavia 2.0i 4x4	11/99-	ATF	1896	OHC	215x22.1x28	<b>QKT1489AF</b>	Q90670	C1732AF	CCT408
Rapid 120 1.2 Coupé	9/81-84	742.12	1174	OHV	180x20x10	<b>QKT242AF</b>	Q90154	C1071AF	CCT299
Rapid 130 1.3 Coupé	9/84-89	742.13	1289	OHV	190x20x10	<b>QKT243AF</b>	Q90237	C1072AF	CCT299
Rapid 136 1.3 Coupé	1988-91	136	1289	OHV	190x20x10	<b>QKT243AF</b>	Q90237	C1072AF	CCT299

**SKODA**

Favorit 1.3 Freeway,Foreman	8/91-94	135B	1289	OHV	190x20x18	<b>QKT347AF</b>	Q90237	C1093AF	CCT343
Felicia 1.3i	5/96-12/97	136B	1289	OHV	190x20x18	<b>QKT347AF</b>	Q90237	C1093AF	CCT343
Felicia 1.9 D	5/96-	1Y	1896	OHC	200x20x18	<b>QKT1892AF<sup>13</sup></b>	-	-	-

**SSANGYONG**

Korando 2.3i 16V 4x4	7/96-99	E23	2295	DOHC	225x24.3x22	<b>QKT2000AF<sup>13</sup></b>	-	-	-
Korando 2.9 D 4x4	7/96-99	OM662D29	2874	OHC	225x22.6x22	<b>QKT1802AF<sup>13</sup></b>	-	-	-
Musso 2.3i 16V 4x4	10/96-99	E23	2295	DOHC	225x24.3x22	<b>QKT2000AF<sup>13</sup></b>	-	-	-
Musso 2.9 D 4x4	8/93-99	OM602D29	2874	OHC	225x24.3x22	<b>QKT1801AF<sup>13</sup></b>	-	-	-

13 Kit only - Vendu seulement en kit - Nur als Satz Verfügbar  
 4 speed gearbox - Boîte à 4 vitesses - 4-Gang Getriebe  
 5 speed gearbox - Boîte à 5 vitesses - 5-Gang Getriebe  
 Engine - Moteur - Motor



CC

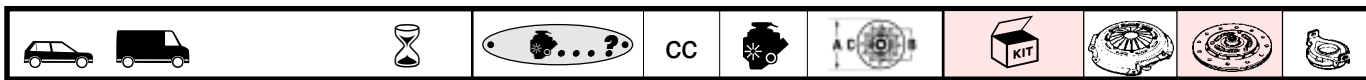


S

## SUBARU

Coupé 1.6 (A33,AW2)	1977-82	EA71	1595	OHV	200x19.5 x23	QKT1702AF	Q90535	C1295AF	CCT263
Coupé 1.8 (AW4)	1/80-84	EA81	1781	OHV	200x22.2x21	QKT596AF	Q90535	C1473AF	CCT263
Coupé 1.8 Turbo XT (AX4)	1/84-90	EA82T	1781	OHC	225x25.2x24	QKT1519AF	Q90619	C1691AF	CCT562
Coupé 1.8 Turbo 4x4 XT (AX7)	11/84-90	EA82T	1781	OHC	225x25.2x24	QKT1519AF	Q90619	C1691AF	CCT562
Estate 1.6 (A66)	1977-79	EA71	1595	OHV	200x19.5 x23	QKT1702AF	Q90535	C1295AF	CCT263
Estate 1.6 (AM3)(-ch.BR01G003500)	5/79-8/80	EA71	1595	OHV	200x19.5 x23	QKT1702AF	Q90535	C1295AF	CCT263
Estate 1.6 (AM3)(ch.BR01G003501-)	8/80-84	EA71	1595	OHV	200x22.2x21	QKT596AF	Q90535	C1473AF	CCT263
Estate 1.6 (AN2)	11/84-91	EA71	1595	OHV	200x22.2x21	QKT596AF	Q90535	C1473AF	CCT263
Estate 1.6 4x4 (A67)	1977-79	EA71	1595	OHV	200x19.5 x23	QKT1702AF	Q90535	C1295AF	CCT263
Estate 1.6 4x4 (AM3)(-ch.CR01G002000)	5/79-8/81	EA71	1595	OHV	200x19.5 x23	QKT1702AF	Q90535	C1295AF	CCT263
Estate 1.6 4x4 (AM3)(ch.CR01G002001-)	8/81-84	EA71	1595	OHV	200x22.2x21	QKT596AF	Q90535	C1473AF	CCT263
Estate 1.6 4x4 (AN3)	11/84-91	EA71	1595	OHV	225x25.2x24	QKT1519AF	Q90619	C1691AF	CCT562
Estate 1.8 (AN4)	11/84-87	EA82	1781	OHC	200x22.2x21	QKT596AF	Q90535	C1473AF	CCT263
Estate 1.8 4x4 (AM5)	1980-82	EA81	1781	OHV	200x22.2x21	QKT596AF	Q90535	C1473AF	CCT263
Estate 1.8 4x4 (AJ5)	1/82-84	EA81	1781	OHV	225x22.2x21	QKT1703AF	Q90830	C1833AF	CCT111
Estate 1.8 4x4 (AK5,AN5)	11/84-91	EA82	1781	OHC	225x25.2x24	QKT1519AF	Q90619	C1691AF	CCT562
Estate 1.8 4x4 Turbo (AK7)	11/84-91	EA82T	1781	OHC	225x25.2x24	QKT1519AF	Q90619	C1691AF	CCT562
Forester 2.0i 16V 4x4 (EJ202)	7/97-2/98	EJ20E	1994	OHC	225x25.2x24	QKT2224AF	-	-	CCT534
Forester 2.0i 16V 4x4 (EJ202)	3/98-	EJ20E	1994	OHC	225x25.2x24	QKT2019AF	-	-	CCT534
Forester 2.0i 16V Turbo 4x4 (EJ205)	7/97-2/98	EJ20J	1994	OHC	225x25.2x24	QKT2224AF	-	-	CCT534
Forester 2.0i 16V Turbo 4x4 (EJ205)	3/98-6/98	EJ20J	1994	OHC	225x25.2x24	QKT2019AF	-	-	CCT534
Forester 2.0i 16V Turbo 4x4 (EJ205)	7/98-	EJ20J	1994	OHC	-	-	-	-	CCT561
Hatchback 1.6 (AG2)	11/84-87	EA71	1595	OHV	200x22.2x21	QKT596AF	Q90535	C1473AF	CCT263
Hatchback 1.8 (AG4,5)	11/84-91	EA82	1781	OHC	225x25.2x24	QKT1519AF	Q90619	C1691AF	CCT562
Hatchback 1.8 4x4 (AG4)	11/84-91	EA82	1781	OHC	225x25.2x24	QKT1519AF	Q90619	C1691AF	CCT562
Hatchback 1.8 Turbo 4x4 (AG5)	11/84-91	EA82T	1781	OHC	225x25.2x24	QKT1519AF	Q90619	C1691AF	CCT562
Impreza 1.6i 16V (GC/GF3)	1/94-8/94	EJ16E	1597	OHC	190x22.2x21	QKT1941AF <sup>13</sup>	-	-	-
Impreza 1.6i 16V (GC/GF3)	9/94-96	EJ16E	1597	OHC	215x25.2x24	QKT1410AF	Q90726	C1695AF	CCT534
Impreza 1.6i 16V 4x4 (GC/GF4)	5/93-96	EJ16E	1597	OHC	215x25.2x24	QKT1410AF	Q90726	C1695AF	CCT534
Impreza 1.6i 16V 4x4 (GC/GF10)	10/2000-	EJ161	1597	OHC	-	-	-	-	CCT534
Impreza 1.8i 16V (GC/GF5)	1/94-8/94	EJ18E	1820	OHC	200x22.2x21	QKT1942AF <sup>13</sup>	-	-	-
Impreza 1.8i 16V (GC/GF5)	9/94-96	EJ18E	1820	OHC	215x25.2x24	QKT1410AF	Q90726	C1695AF	CCT534
Impreza 1.8i 16V 4x4 (GC/GF6)	11/92-5/93	EJ18E	1820	OHC	215x25.2x24	QKT1410AF	Q90726	C1695AF	CCT534
Impreza 1.8i 16V 4x4 (GC/GF6)	5/93-96	EJ18E	1820	OHC	225x25.2x24	QKT1402AF	Q90717	C1691AF	CCT534
Impreza 2.0i 16V 4x4 (GC/GF8)	12/95-8/98	EJ20	1994	OHC	225x25.2x24	QKT2018AF	Q90717	-	CCT534
Impreza 2.0i 16V 4x4 (GC/GF8)	9/98-10/00	EJ20	1994	OHC	-	-	-	-	CCT534
Impreza 2.0i 16V 4x4 (GC/GF10)	10/00-	EJ201	1994	OHC	-	-	-	-	CCT534
Impreza 2.0i 16V Turbo 4x4 (GC/GF8)	3/94-7/96	EJ20G	1994	DOHC	225x24.8 x24	QKT1517AF	Q90650	C1607AF	CCT561
Impreza 2.0i 16V Turbo 4x4 (GC/GF8)	8/96-	EJ205	1994	DOHC	230x25.2x24	QKT2020AF	-	-	CCT561
Impreza 2.0i 16V Turbo 4x4 (GC/GF10)	10/00-	EJ205	1994	DOHC	-	-	-	-	CCT561
Justy 1.0 (KA/KD5)	10/84-88	EF10	997	OHC	180x22.5x23	QKT597AF	Q90536	C1474AF	CCT263
Justy 1.0 4x4 (KA/KD6)	10/84-88	EF10	997	OHC	180x22.5x23	QKT597AF	Q90536	C1474AF	CCT263
Justy 1.2 4x4 (KA/KD8)	1/87-92	EF12	1189	OHC	180x22.5x23	QKT598AF	Q90537	C1474AF	CCT263
Justy 1.2i 4x4 (KA/KD8)	9/92-3/96	EF12	1189	OHC	180x22.5x23	QKT1943AF	Q90537	C1474AF	CCT600
Justy 1.3i 4x4 (G35)	3/96-	G13BA	1289	OHC	200x22.5x20	QKT1701AF	Q90540	C1608AF	CCT311
Legacy 1.8 16V 4x4 (BC/BF3)	10/89-12/90	EJ18	1820	OHC	225x25.2x24	QKT1402AF	Q90717	C1691AF	CCT534
Legacy 1.8i 16V 4x4 (BC/BF3)	1/91-92	EJ18	1820	OHC	225x25.2x24	QKT1402AF	Q90717	C1691AF	CCT534
Legacy 2.0i 16V 4x4 (BC/BF5)	10/91-4/94	FJ20	1994	OHC	225x25.2x24	QKT1402AF	Q90717	C1691AF	CCT534
Legacy 2.0i 16V 4x4 (BD/BG5)	4/94-99	EJ20	1994	OHC	225x25.2x24	QKT1402AF	Q90717	C1691AF	CCT534
Legacy 2.0i 16V Turbo 4x4 (BC/BF5)	10/91-4/94	FJ20T	1994	DOHC	225x24.8 x24	QKT1517AF	Q90650	C1607AF	CCT561
Legacy 2.2i 16V 4x4 (BC/BF7)	10/89-4/94	EJ22	2212	OHC	225x25.2x24	QKT1402AF	Q90717	C1691AF	CCT534
Legacy 2.2i 16V 4x4 (BD/BG7)	4/94-98	EJ22	2212	OHC	225x25.2x24	QKT1402AF	Q90717	C1691AF	CCT534
Legacy 2.5i 16V 4x4 Outback (BD/BG9)	2/98-	EJ25	2457	DOHC	225x25.2x24	QKT2019AF	-	-	CCT534
Saloon 1.6 (A33)	1977-79	EA71	1595	OHV	200x19.5 x23	QKT1702AF	Q90535	C1295AF	CCT263
Saloon 1.6 (AB2)(-ch.CR01G012000)	5/79-8/81	EA71	1595	OHV	200x19.5 x23	QKT1702AF	Q90535	C1295AF	CCT263
Saloon 1.6 (AB2)(ch.CR01G012001-)	8/81-84	EA71	1595	OHV	200x22.2x21	QKT596AF	Q90535	C1473AF	CCT263
Saloon 1.6 (AF2)(-ch.BR01G002500)	5/79-8/81	EA71	1595	OHV	200x19.5 x23	QKT1702AF	Q90535	C1295AF	CCT263
Saloon 1.6 (AF2)(ch.BR01G002501-)	8/81-84	EA71	1595	OHV	200x22.2x21	QKT596AF	Q90535	C1473AF	CCT263
Saloon 1.6 (AC2)	11/84-91	EA71	1595	OHV	200x22.2x21	QKT596AF	Q90535	C1473AF	CCT263
Saloon 1.6 4x4 (AB3)	5/79-82	EA71	1595	OHV	200x19.5 x23	QKT1702AF	Q90535	C1295AF	CCT263
Saloon 1.8 (AB4)	5/79-84	EA81	1781	OHV	200x22.2x21	QKT596AF	Q90535	C1473AF	CCT263
Saloon 1.8 (AC4)	11/84-91	EA82	1781	OHC	200x22.2x21	QKT596AF	Q90535	C1473AF	CCT263
Saloon 1.8 4x4 (AB5)(-ch.DR01G003000)	1980-8/82	EA81	1781	OHV	200x22.2x21	QKT596AF	Q90535	C1473AF	CCT263
Saloon 1.8 4x4 (AF5)(ch.DR01G003001-)	8/82-84	EA81	1781	OHV	225x22.2x21	QKT1703AF	Q90830	C1833AF	CCT111
Saloon 1.8 4x4 (AC5)	11/84-91	EA82	1781	OHC	225x25.2x24	QKT1519AF	Q90619	C1691AF	CCT562
Saloon 1.8 Turbo 4x4 (AC5,AC7)	11/84-90	EA82T	1781	OHC	225x25.2x24	QKT1519AF	Q90619	C1691AF	CCT562
Vivio 658cc (KK4)	11/92-95	EN07	658	OHC	160x19.7x23	QKT1944AF <sup>13</sup>	-	-	-





S

SUBARU										
700 665cc (KR3)	1986-88	EK42	665	OHC	180x19.7x23	QKT1704AF	-	-	CCT263	
700 665cc 4x4 (KR4)	1986-88	EK42	665	OHC	180x19.7x23	QKT1704AF	-	-	CCT263	
MV 1.6 (AU2)	1981-82	EA71	1595	OHV	200x19.5 x23	QKT1702AF	Q90535	C1295AF	CCT263	
MV 1.6 4x4 (A68,AS3)	1977-81	EA71	1595	OHV	200x19.5 x23	QKT1702AF	Q90535	C1295AF	CCT263	
MV 1.8 4x4 (AS/AU5)(-ch.DR01G004000)	1980-8/82	EA81	1781	OHV	200x22.2x21	QKT596AF	Q90535	C1473AF	CCT263	
MV 1.8 4x4 (AU5)(ch.DR01G004001-)	8/82-94	EA81	1781	OHV	225x22.2x21	QKT1703AF	-	-	CCT111	
Sumo 1.0 (KJ5)(-ch.MR01G002182)	1988-2/89	EF10	997	OHC	180x22.5x23	QKT1705AF	Q90832	C1474AF	CCT263	
Sumo 1.0 (KJ5)(ch.MR01G002183-)	3/89-95	EF10	997	OHC	180x22.5x23	QKT1945AF	Q90832	C1474AF	CCT600	
Sumo 1.2 4x4 (KJ8)(-ch.MR01G002182)	1988-2/89	EF12	1189	OHC	180x22.5x23	QKT598AF	Q90537	C1474AF	CCT263	
Sumo 1.2 4x4 (KJ8)(ch.MR01G002183-)	3/89-95	EF12	1189	OHC	180x22.5x23	QKT1943AF	Q90537	C1474AF	CCT600	

SUZUKI										
Alto 797cc (SS80)	2/81-86	F8	797	OHC	160x17.4x32	QKT574AF	Q90498	C1458AF	CCT263	
Alto 797cc (CB91)	4/86-92	F8B	797	OHC	160x17.4x32	QKT574AF	Q90498	C1458AF	CCT263	
Alto 1.0i (FA11,FB11)	2/97-	G10B	993	OHC	170x19.1x18	QKT1530AF	Q90769	C1763AF	CCT493	
Baleno 1.3i 16V (SY413)	3/95-1/99	G13B	1298	OHC	190x19.3x18	QKT1213AF	Q90399	C1430AF	CCT493	
Baleno 1.3i 16V (SY413)	2/99-	G13BB	1299	OHC	190x20.1x18	QKT2217AF	Q90399	C1836AF	CCT493	
Baleno 1.6i 16V (SY416)	5/95-	G16B	1590	OHC	190x20.1x18	QKT1706AF	-	-	CCT493	
Baleno 1.8i 16V (SY418)	8/96-10/97	J18A	1839	DOHC	200x22.4x20	QKT1707AF	-	-	CCT311	
Baleno 1.8i 16V (SY418)	2/99-	J18A	1839	DOHC	-	-	-	-	CCT311	
Cappuccino 657cc 12V Turbo (SX306)	10/93-96	F6A	657	DOHC	170x19x18	QKT1411AF	Q90719	C1696AF	CCT545	
Grand Vitara 1.6i 16V (SQ416V)	6/2000-	G16B	1590	OHC	215x22.4x20	QKT2225AF	Q90770	C1764AF	CCT587	
Grand Vitara 2.0i 16V 4x4 (TL52)	9/98-	J20A	1995	DOHC	225x22.4x20	QKT1710AF	-	-	CCT587	
Ignis 1.3i 16V (RG413)	10/2000-	N13A	1328	DOHC	190x20.1x18	QKT2217AF	Q90399	C1836AF	CCT493	
Jimny 1.3i 16V 4x4 (JB33V)	10/98-9/2000	G13BA	1298	OHC	190x22.4x20	QKT2026AF	Q90526	C1479AF	CCT615	
LJ80 797cc 4x4	1980-82	F8A	797	OHC	180x20.3x18	QKT1708AF	Q90835	C1443AF	CCT101	
SC100 1.0 Coupé	1980-82	F10A	970	OHC	180x20.3x18	QKT1709AF	Q90243	C1443AF	CCT263	
SJ410 1.0 4x4	6/82-85	F10A	970	OHC	180x20.3x18	QKT585AF	Q90510	C1443AF	CCT101	
SJ410 1.0 4x4	1985-87	F10A	970	OHC	180x20.3x18	QKT1375AF	Q90510	C1443AF	CCT311	
SJ410 1.0 Santana 4x4	3/87-90	F10A	970	OHC	180x20.3x18	QKT1949AF	Q90706	C1443AF	CCT311	
SJ413 1.3 4x4	3/85-2/88	G13A	1324	OHC	190x22.4x20	QKT593AF	Q90526	C1479AF	CCT311	
SJ413 1.3 Samurai 4x4	3/88-95	G13A	1324	OHC	190x22.4x20	QKT593AF	Q90526	C1479AF	CCT311	
Swift 1.0 (AA41S)	3/84-86	G10A	993	OHC	160x19.25x18	QKT1745AF	Q90276	C1159AF	CCT598	
Swift 1.0i (AA44S,AB44S)	1/95-	G10A,G10B	993	OHC	170x19.1x18	QKT1530AF	Q90769	C1763AF	CCT493	
Swift 1.3 (AA51S,AA53S)	3/85-89	G13A	1324	OHC	190x19.3x18	QKT1744AF	Q90399	C1430AF	CCT598	
Swift 1.3 (AB35S)	4/89-4/92	G13B	1298	OHC	190x19.3x18	QKT1213AF	Q90399	C1430AF	CCT493	
Swift 1.3i (AA35S,AB35S)	4/92-	G13B	1298	OHC	190x19.3x18	QKT1213AF	Q90399	C1430AF	CCT493	
Swift 1.3i GTi 16V (AA33S)	10/86-88	G13B	1298	DOHC	190x19.3x18	QKT1744AF	Q90399	C1430AF	CCT598	
Swift 1.3i GTi 16V (AA34S)	1/89-96	G13B	1298	DOHC	190x19.3x18	QKT1213AF	Q90399	C1430AF	CCT493	
Swift 1.6 16V 4x4 (AJ14S)	3/90-93	G16B	1590	OHC	200x22.5x20	QKT1701AF	Q90540	C1608AF	CCT311	
Vitara 1.6 4x4 (TA01,SJJ5)	10/88-6/91	G16A	1590	OHC	200x22.5x20	QKT1116AF	Q90651	C1608AF	CCT311	
Vitara 1.6i 4x4 (TA02,SJJ6)	6/91-	G16A	1590	OHC	200x22.5x20	QKT1116AF	Q90651	C1608AF	CCT311	
Vitara 1.6i 16V 4x4 (TD01V,TV02)	8/91-	G16B	1590	OHC	215x22.4x20	QKT1531AF	Q90770	C1764AF	CCT311	
Vitara 2.0i 24V 4x4 (TD11W)	7/95-98	H20A	1998	V6	225x22.4x20	QKT1710AF	-	-	CCT587	
Wagon R 1.0i 16V (MA61)	10/97-2000	K10A	996	DOHC	180x19.1x18	QKT1957AF	-	-	CCT598	
Wagon R 1.2i 16V (MA61)	8/98-2000	K12A	1171	DOHC	180x19.1x18	QKT1957AF	-	-	CCT598	
Wagon R 1.3i 16V (RB413)	2/2000-	G13BB	1298	OHC	-	-	-	-	CCT493	
X-90 1.6i 16V (inc.4x4) (LA11S)	5/96-98	G16B	1590	OHC	215x22.4x20	QKT1531AF	Q90770	C1764AF	CCT311	

SUZUKI										
Super Carry 797cc (ST80,ST90)	1979-86	F8A	797	OHC	180x20.3x18	QKT1711AF	Q90243	C1443AF	CCT101	
Super Carry 1.0 (SK410)	3/86-9/94	F10A	970	OHC	180x20.3x18	QKT618AF	Q90243	C1443AF	CCT311	
Super Carry 1.0 (DA21)	10/94-98	F10A	970	OHC	180x20.3x18	QKT618AF	Q90243	C1443AF	CCT311	
Super Carry 1.3i (DA32)	1/99-	G13B	1298	OHC	-	-	-	-	CCT615	



CC



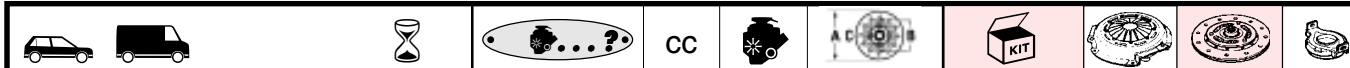
## TALBOT


Alpine 1.3	9/75-4/78	6G1	1294	OHV	181x20.8x18	QKT135AF	Q90207	C1070AF	CCT146
Alpine 1.3	5/78-83	6G1	1294	OHV	190x20.8x18	QKT137AF	Q90096	C913AF	CCT146
Alpine 1.5	9/75-2/78	6Y2	1442	OHV	181x20.8x18	QKT135AF	Q90207	C1070AF	CCT146
Alpine 1.5	3/78-82	6Y2	1442	OHV	190x20.8x18	QKT137AF	Q90096	C913AF	CCT146
Alpine 1.6	3/81-9/82	6J1	1592	OHV	190x20.8x18	QKT137AF	Q90096	C913AF	CCT146
Alpine 1.6	3/81-85	6J2	1592	OHV	200x20.8x18	QKT209AF	Q90655	C992AF	CCT271
Avenger 1.3	1973-76	-	1295	OHV	190x25x23	QKT110AF	Q10000	C784AF	CCT89
Avenger 1.3	1977-81	-	1295	OHV	190x25x23	QKT152AF	Q10007	C784AF	CCT132
Avenger 1.6	1973-76	-	1598	OHV	190x25x23	QKT110AF	Q10000	C784AF	CCT89
Avenger 1.6	1977-81	-	1598	OHV	190x25x23	QKT152AF	Q10007	C784AF	CCT132
Bagheera 1.3	4/75-2/78	6G1	1294	OHV	181x20.8x18	QKT135AF	Q90207	C1070AF	CCT146
Bagheera 1.4	3/78-80	2Y1B	1442	OHV	190x20.8x18	QKT137AF	Q90096	C913AF	CCT146
Gazelle 1.5	1967-70	-	1496	OHV	190x29x25	QKT145AF	Q10006	C753AF	CC15
Horizon 1.1	10/78-6/82	2E1	1118	OHV	181x20.8x18	QKT135AF	Q90207	C1070AF	CCT146
Horizon 1.1	7/82-86	2E1	1118	OHV	190x20.8x18	QKT420AF	Q90096	C913AF	CCT271
Horizon 1.3	10/78-6/82	2G1	1294	OHV	181x20.8x18	QKT135AF	Q90207	C1070AF	CCT146
Horizon 1.3	7/82-86	2G1	1294	OHV	190x20.8x18	QKT420AF	Q90096	C913AF	CCT271
Horizon 1.5	8/79-6/82	2Y1B	1442	OHV	190x20.8x18	QKT137AF	Q90096	C913AF	CCT146
Horizon 1.5	7/82-86	2Y1B	1442	OHV	190x20.8x18	QKT420AF	Q90096	C913AF	CCT271
Horizon 1.9 D	10/82-86	XUD9	1905	OHC	200x20.8x18	QKT1397AF	Q90655	C1619AF	CCT271
Hunter 1.7	10/66-79	-	1725	OHV	190x29x25	QKT145AF	Q10006	C753AF	CC15
Imp 875cc	1965-76	-	875	OHC	-	-	-	-	CC18
Minx 1.5	1967-70	-	1496	OHV	190x29x25	QKT145AF	Q10006	C753AF	CC15
Murena 1.6	10/80-86	X5J2	1592	OHV	200x20.8x18	QKT209AF	Q90655	C992AF	CCT271
Murena 2.2	3/81-86	N2	2155	OHC	215x24x21	-	Q90094	C1035AF	CCT171
Rancho 1.4  (-788804598)	3/77-6/82	UY2	1442	OHV	181x20.8x18	QKT135AF	Q90207	C1070AF	CCT146
Rancho 1.4  (788804599-)	3/77-6/82	UY2	1442	OHV	190x20.8x18	QKT137AF	Q90096	C913AF	CCT146
Rancho 1.4	7/82-84	UY2	1442	OHV	190x20.8x18	QKT420AF	Q90096	C913AF	CCT271
Rapier 1.7	1968-76	-	1725	OHV	190x29x25	QKT145AF	Q10006	C753AF	CC15
Samba 1.0	11/81-85	XV5,XV8	954	OHC	182x17.5x20	QKT626AF	Q90207	C1167AF	CCT262
Samba 1.1	11/81-85	XW7	1124	OHC	182x17.5x20	QKT626AF	Q90207	C1167AF	CCT262
Samba 1.2	8/82-85	XZ7R	1219	OHC	182x17.5x20	QKT626AF	Q90207	C1167AF	CCT262
Samba 1.4	11/81-85	XY6,XY8	1360	OHC	182x17.5x20	QKT626AF	Q90207	C1167AF	CCT262
Sceptre 1.7	10/67-76	-	1725	OHV	190x29x25	QKT145AF	Q10006	C753AF	CC15
Simca 1100 1.1	4/75-81	350	1118	OHV	181x20.8x18	QKT135AF	Q90207	C1070AF	CCT146
Simca 1100 1.3	4/75-78	366	1294	OHV	181x20.8x18	QKT135AF	Q90207	C1070AF	CCT146
Simca 1307 1.3	9/75-4/78	6G1	1294	OHV	181x20.8x18	QKT135AF	Q90207	C1070AF	CCT146
Simca 1307 1.3	5/78-6/79	6G1	1294	OHV	190x20.8x18	QKT137AF	Q90096	C913AF	CCT146
Simca 1307 1.4	9/75-2/78	6Y2	1442	OHV	181x20.8x18	QKT135AF	Q90207	C1070AF	CCT146
Simca 1307 1.4	3/78-6/79	6Y2	1442	OHV	190x20.8x18	QKT137AF	Q90096	C913AF	CCT146
Simca 1308 1.4	1976-2/78	6Y2	1442	OHV	181x20.8x18	QKT135AF	Q90207	C1070AF	CCT146
Simca 1308 1.4	3/78-6/79	6Y2	1442	OHV	190x20.8x18	QKT137AF	Q90096	C913AF	CCT146
Simca 1510 1.3	7/79-6/81	6G1D	1294	OHV	190x20.8x18	QKT137AF	Q90096	C913AF	CCT146
Simca 1510 1.4	7/79-6/81	6Y2	1442	OHV	190x20.8x18	QKT137AF	Q90096	C913AF	CCT146
Simca 1510 1.4	7/81-6/82	6Y2	1442	OHV	200x20.8x18	QKT209AF	Q90655	C992AF	CCT271
Simca 1510 1.6	7/81-6/82	6J2	1592	OHV	200x20.8x18	QKT209AF	Q90655	C992AF	CCT271
Solara 1.3	5/80-84	6G1	1294	OHV	181x20.8x18	QKT135AF	Q90207	C1070AF	CCT146
Solara 1.6	5/80-6/82	J1,J2	1592	OHV	190x20.8x18	QKT137AF	Q90096	C913AF	CCT146
Solara 1.6	5/80-85	J1,J2	1592	OHV	200x20.8x18	QKT209AF	Q90655	C992AF	CCT271
Solara 1.9 D	1985-86	XUD9	1905	OHV	200x20.8x18	QKT1397AF	Q90655	C1619AF	CCT271
Sunbeam 930cc	8/77-81	F10A	930	OHC	190x25x23	QKT152AF	Q10007	C784AF	CCT132
Sunbeam 1.3	8/77-81	F12E	1295	OHV	190x25x23	QKT152AF	Q10007	C784AF	CCT132
Sunbeam 1.6	8/77-81	H16D	1598	OHV	190x25x23	QKT152AF	Q10007	C784AF	CCT132
Tagora 2.3 TD	9/81-84	XD2S	2304	OHV	229x29x10	QKT336AF	Q90702	C1040AF	CCT202
Vogue 1.7	1967-70	-	1725	OHV	190x29x25	QKT145AF	Q10006	C753AF	CC15

4 speed gearbox - Boîte à 4 vitesses - 4-Gang Getriebe

5 speed gearbox - Boîte à 5 vitesses - 5-Gang Getriebe

Engine - Moteur - Motor



TALBOT 									
1100 1.1	1975-84	350	1118	OHV	181x20.8x18	QKT135AF	Q90207	C1070AF	CCT146
Express 1.8	11/81-89	XM7T	1796	OHV	215x24x21	QKT1601AF	Q90682	C1035AF	CCT137
Express 1.9 D	10/87-94	XUD9A	1905	OHC	215x24x21	QKT1495AF	Q90751	C1035AF	CCT384
Express 2.0	11/81-7/89	XN1T	1971	OHV	215x24x21	QKT1601AF	Q90682	C1035AF	CCT137
Express 2.0	7/89-94	XN1T	1971	OHV	228x24.1x21	QKT1763AF	-	-	CCT137
Express 2.5 D	12/82-94	U25 661	2500	OHV	230x24x21	QKT1454AF	Q90702	C1039AF	CCT137
Express 2.5 TD	6/87-94	U25 673	2500	OHV	230x24x21	QKT1454AF	Q90702	C1039AF	CCT137
Express 2.5 TD 4x4	3/89-94	U25 673	2500	OHV	230x24x21	QKT1454AF	Q90702	C1039AF	CCT137
TOYOTA									
4-Runner 3.0i 4x4 (VZN130)	11/93-95	3VZ-E	2959	V6	236x29x21	QKT1712AF	Q90838	C1749AF	CCT522
4-Runner 3.0 TD 4x4 (KZN130)	11/93-96	1KZ-T	2982	OHC	260x29.8x21	QKT1713AF <sup>13</sup>	-	-	-
Avensis 1.6i 16V (AT220R)	11/97-00	4A-FE	1587	DOHC	212x24.8x21	QKT1718AF	Q90561	C1525AF	CCT590
Avensis 1.8i 16V (AT221R)	11/97-00	7A-FE	1762	DOHC	212x24.8x21	QKT1718AF	Q90561	C1525AF	CCT590
Avensis 2.0i 16V (ST220R)	11/97-00	3S-FE	1998	DOHC	225x27x20	QKT1715AF	Q90181	C1226AF	CCT589
Avensis 2.0 TD (CT220R)	11/97-	2C-TE	1975	OHC	220x26.7x20	QKT2219AF <sup>13</sup>	-	-	-
Avensis 2.0 TD D4-D (CDT220)	10/99-	1CDFTV	1998	OHC	225x29.7x21	QKT2220AF <sup>13</sup>	-	-	-
Camry 1.8 (SV10R)	5/83-87	1S-L	1832	OHC	212x27x20	QKT484AF	Q90179	C1055AF	CCT317
Camry 1.8 TD (CV10R)	4/84-86	1CT-L	1839	OHC	225x27x20	QKT1215AF	Q90181	C1226AF	CCT317
Camry 2.0i (SV11R)	4/84-87	2S-EL	1995	OHC	225x27x20	QKT1215AF	Q90181	C1226AF	CCT317
Camry 2.0i 16V (SV21R)	1/87-5/90	3S-FE	1998	DOHC	225x27x20	QKT1215AF	Q90181	C1226AF	CCT317
Camry 2.0i 16V (SV21R)	6/90-9/91	3S-FE	1998	DOHC	225x27x20	QKT1715AF	Q90181	C1226AF	CCT589
Camry 2.0i 16V 4x4 (SV25R)	3/88-3/89	3S-FE	1998	DOHC	236x29.8x21	QKT1727AF <sup>13</sup>	-	-	-
Camry 2.0 TD (CV11R)	10/85-87	2CT-L	1974	OHC	225x27x20	QKT1215AF	Q90181	C1226AF	CCT317
Camry 2.0 TD (CV20R)	1/87-88	2CT	1974	OHC	225x27x20	QKT1215AF	Q90181	C1226AF	CCT317
Camry 2.2i 16V (SXV10R)	9/91-96	5S-FE	2164	DOHC	225x27x20	QKT1715AF	Q90181	C1226AF	CCT589
Camry 2.2i 16V (SXV20R)	11/96-	5S-FE	2164	DOHC	225x27x20	QKT1715AF	Q90181	C1226AF	CCT589
Carina 1.6 (TA40R)	8/77-7/81	2T	1588	OHV	190x24x21	QKT486AF	Q90146	C1016AF	CCT254
Carina 1.6 (TA60R)	8/81-83	2T	1588	OHV	190x24x21	QKT486AF	Q90146	C1016AF	CCT254
Carina 1.6 (AT151R)	8/84-3/88	4A-L	1587	OHC	200x24x21	QKT517AF	Q90146	C1076AF	CCT319
Carina 1.6 16V (AT171R)(-ch.0085405)	3/88-8/89	4A-F	1587	DOHC	200x24x21	QKT517AF	Q90146	C1076AF	CCT319
Carina 1.6 16V (AT171R) (ch.0085406-0167035)	8/89-5/91	4A-F	1587	DOHC	212x24.8x21	QKT1219AF	Q90561	C1525AF	CCT319
Carina 1.6 16V (AT171R)(ch.0167036-)	6/91-5/92	4A-F	1587	DOHC	212x24.8x21	QKT1718AF	Q90561	C1525AF	CCT590
Carina 1.8 (TA47R)	8/80-7/81	3T	1770	OHV	200x24x21	QKT648AF	Q90313	C1076AF	CCT254
Carina 1.8 (TA62R)	8/81-83	3T	1770	OHV	200x24x21	QKT228AF	Q90146	C1076AF	CCT254
Carina 2.0i 16V (ST171R)	3/88-5/90	3S-FE	1998	DOHC	225x27x20	QKT1215AF	Q90181	C1226AF	CCT317
Carina 2.0i 16V (ST171R)	6/90-5/92	3S-FE	1998	DOHC	225x27x20	QKT1715AF	Q90181	C1226AF	CCT589
Carina 2.0 D (CT150R)	4/84-89	2C-L	1974	OHC	212x27x20	QKT484AF	Q90179	C1055AF	CCT317
Carina 2.0 D (CT170R)	1/90-5/90	2C	1974	OHC	212x27x20	QKT484AF	Q90179	C1055AF	CCT317
Carina 2.0 D (CT170R)	6/90-5/92	2C	1974	OHC	212x27x20	QKT1717AF	Q90179	C1055AF	CCT589
Carina E 1.6i 16V (AT190R)	5/92-11/97	4A-FE	1587	DOHC	212x24.8x21	QKT1718AF	Q90561	C1525AF	CCT590
Carina E 1.8i 16V (AT191R)	3/95-11/97	7A-FE	1762	DOHC	212x24.8x21	QKT1718AF	Q90561	C1525AF	CCT590
Carina E 2.0i 16V (ST191R)	5/92-11/97	3S-FE	1998	DOHC	225x27x20	QKT1715AF	Q90181	C1226AF	CCT589
Carina E 2.0 D (CT190R)	5/92-3/96	2C	1974	OHC	212x27x20	QKT1717AF	Q90179	C1055AF	CCT589
Carina E 2.0 TD (CT190R)	3/96-11/97	2C-T	1974	OHC	212x27x20	QKT1717AF	Q90179	C1055AF	CCT589
Celica 1.6 (TA40)	8/77-81	2T-B	1588	OHV	190x24x21	QKT486AF	Q90146	C1016AF	CCT254
Celica 1.8i 16V (AT200R)	7/95-10/99	7A-FE	1762	DOHC	212x24.8x21	QKT1718AF	Q90561	C1525AF	CCT590
Celica 1.8i 16V VVT-i (ZZT230)	12/99-	1ZZ-FE (105kW)	1794	DOHC	212x24.8x21	QKT1718AF	Q90561	C1525AF	CCT590
Celica 1.8i 16V VVT-i (ZZT231)	8/00-	2ZZ-GE (140kW)	1794	DOHC	212x24.8x21	-	-	C1525AF	CCT590
Celica 2.0 (RA40R)	8/77-81	18R	1968	OHC	224x29x21	QKT1719AF	Q90180	C1073AF	CCT254
Celica 2.0 (RA61R)	2/82-7/83	21R	1972	OHC	225x29x21	QKT488AF	Q90180	C1015AF	CCT254
Celica 2.0 (RA61R)	8/83-11/85	21R	1972	OHC	225x29x21	QKT489AF	Q90123	C1015AF	CCT254
Celica 2.0 GT (RA40R)	8/77-81	18R-G	1968	DOHC	224x29x21	QKT1719AF	Q90180	C1073AF	CCT254
Celica 2.0i 16V GT (ST162R)	11/85-2/90	3S-GEL	1998	DOHC	225x27x20	QKT1215AF	Q90181	C1226AF	CCT317
Celica 2.0i 16V GT (ST182R)	2/90-5/90	3S-GE	1998	DOHC	225x27x20	QKT1215AF	Q90181	C1226AF	CCT317
Celica 2.0i 16V GT (ST182R)	6/90-2/94	3S-GE	1998	DOHC	225x27x20	QKT1715AF	Q90181	C1226AF	CCT589
Celica 2.0i 16V GT (ST202R)	3/94-10/99	3S-GE	1998	DOHC	225x27x20	QKT1715AF	Q90181	C1226AF	CCT589
Celica 2.0i 16V GT4 Turbo (ST165R)	3/88-1/90	3S-GTE	1998	DOHC	236x29.8x21	QKT1720AF <sup>13</sup>	-	-	-
Celica 2.0i 16V GT4 Turbo (ST185R)	2/90-3/94	3S-GTE	1998	DOHC	235x29x21	QKT1721AF <sup>13</sup>	-	-	-
Celica 2.0i 16V GT4 Turbo (ST205R)	4/94-96	3S-GTE	1998	DOHC	235x29x21	QKT1721AF <sup>13</sup>	-	-	-
Corolla 1.2 (KE30,35,36R)	1974-80	3K-H	1166	OHV	180x22x19	QKT167AF	Q90058	C823AF	CCT250
Corolla 1.3 (KE70)	1/80-5/83	4K	1290	OHV	180x22x19	QKT167AF	Q90058	C823AF	CCT250
Corolla 1.3 (AE80R)	9/83-3/85	2A-L	1295	OHC	190x24x21	QKT490AF	Q90208	C1016AF	CCT319
Corolla 1.3 Wagon (KE70)	1/80-87	4K	1290	OHV	180x22x19	QKT167AF	Q90058	C823AF	CCT250
Corolla 1.3 12V (EE80R)	11/84-12/85	2E-L	1295	OHC	190x24x21	QKT449AF	Q90159	C1016AF	CCT319
Corolla 1.3 12V (EE80R)	1/86-8/87	2E-L	1295	OHC	190x24x21	QKT490AF	Q90208	C1016AF	CCT319
Corolla 1.3 12V (EE90R)	4/87-8/89	2E	1295	OHC	190x24x21	QKT490AF	Q90208	C1016AF	CCT319
Corolla 1.3 12V (EE90R)	9/89-8/92	2E	1295	OHC	200x24x21	QKT1419AF	Q90313	C1076AF	CCT319
Corolla 1.3i 16V (EE101R)	8/92-7/97	4E-FE	1332	DOHC	200x24x21	QKT1419AF	Q90313	C1076AF	CCT319
Corolla 1.3i 16V (EE111R)	8/97-	4E-FE	1332	DOHC	200x24x21	QKT1419AF	Q90313	C1076AF	CCT319

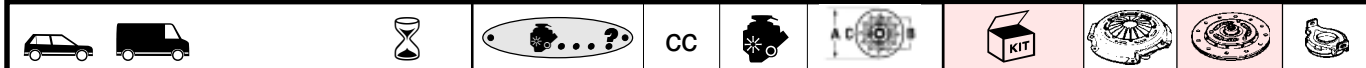


CC



## ... TOYOTA

Corolla 1.6 (TE51/71R)	1977-83	2T	1588	OHV	190x24x21	<b>QKT486AF</b>	<b>Q90146</b>	<b>C1016AF</b>	<b>CCT254</b>
Corolla 1.6 Coupé (TE71R)	1/80-81	2T-B	1588	OHV	190x24x21	<b>QKT486AF</b>	<b>Q90146</b>	<b>C1016AF</b>	<b>CCT254</b>
Corolla 1.6 16V (AE92R)	8/87-8/89	4A-F	1587	DOHC	200x24x21	<b>QKT1419AF</b>	<b>Q90313</b>	<b>C1076AF</b>	<b>CCT319</b>
Corolla 1.6 16V (AE92R)	9/89-8/92	4A-F	1587	DOHC	212x24.8x21	<b>QKT1219AF</b>	<b>Q90561</b>	<b>C1525AF</b>	<b>CCT319</b>
Corolla 1.6 16V 4x4 Wagon (AE95R)	3/87-91	4A-F	1587	DOHC	225x29x21	<b>QKT1722AF</b>	<b>Q90327</b>	<b>C991AF</b>	<b>CCT591</b>
Corolla 1.6i 16V GT Coupé (AE86R)	2/84-8/87	4A-GE	1587	DOHC	190x24x21	<b>QKT490AF</b>	<b>Q90208</b>	<b>C1016AF</b>	<b>CCT319</b>
Corolla 1.6i 16V GT (AE82/92R)	3/85-8/89	4A-GE	1587	DOHC	200x24x21	<b>QKT517AF</b>	<b>Q90146</b>	<b>C1076AF</b>	<b>CCT319</b>
Corolla 1.6i 16V GTi (AE92R)	9/89-5/91	4A-GE	1587	DOHC	212x24.8x21	<b>QKT1219AF</b>	<b>Q90561</b>	<b>C1525AF</b>	<b>CCT319</b>
Corolla 1.6i 16V GTi (AE92R)	5/91-8/92	4A-GE	1587	DOHC	212x24.8x21	<b>QKT1718AF</b>	<b>Q90561</b>	<b>C1525AF</b>	<b>CCT590</b>
Corolla 1.6i 16V (AE101/111R)	8/92-	4A-FE	1587	DOHC	212x24.8x21	<b>QKT1718AF</b>	<b>Q90561</b>	<b>C1525AF</b>	<b>CCT590</b>
Corolla 1.6i 16V VVT-i (ZZE112R)	10/99-	3ZZ-FE	1598	DOHC	-	-	-	-	<b>CCT590</b>
Corolla 1.8i 16V (AE102R)	11/92-95	7A-FE	1762	DOHC	212x24.8x21	<b>QKT1718AF</b>	<b>Q90561</b>	<b>C1525AF</b>	<b>CCT590</b>
Corolla 1.9 D (ZZE110R)	12/99-	1WZ	1868	OHC	-	-	-	-	-
Corolla 2.0 D (CE100R)	3/93-7/97	2C	1975	OHC	212x27x20	<b>QKT1717AF</b>	<b>Q90179</b>	<b>C1055AF</b>	<b>CCT589</b>
Corolla 2.0 D (CE110R)	8/97-00	2C-E	1975	OHC	212x27x20	<b>QKT1717AF</b>	<b>Q90179</b>	<b>C1055AF</b>	<b>CCT589</b>
Cressida 2.0 (RX30R,RX35R)	7/77-81	18R	1968	OHC	224x29x21	<b>QKT1719AF</b>	<b>Q90180</b>	<b>C1073AF</b>	<b>CCT254</b>
Cressida 2.0 (RX60R)	1981-83	21R	1972	OHC	225x29x21	<b>QKT488AF</b>	<b>Q90180</b>	<b>C1015AF</b>	<b>CCT254</b>
Cressida 2.2 D (LX60R)	1981-85	L	2188	OHC	225x29x21	<b>QKT491AF</b>	<b>Q90180</b>	<b>C991AF</b>	<b>CCT254</b>
Landcruiser 2.4 TD (LJ70R)(-ch.9501989)	3/88-8/92	2L-T	2446	OHC	224x29x21	<b>QKT1507AF</b>	<b>Q90180</b>	<b>C1747AF</b>	<b>CCT522</b>
Landcruiser 2.4 TD (LJ70R)(ch.9501990-)	8/92-93	2L-T	2446	OHC	236x29.8x21	<b>QKT1723AF</b>	<b>Q90843</b>	<b>C1842AF</b>	<b>CCT522</b>
Landcruiser 3.0 D (BJ40,43,45)	1974-7/82	B	2977	OHV	255x28.8x21	<b>QKT3230AF</b> <sup>13</sup>	-	-	-
Landcruiser 3.0 TD (KZJ70R)	8/93-96	1KZ-T	2982	OHC	260x29.8x21	<b>QKT1713AF</b> <sup>13</sup>	-	-	-
Landcruiser 4.0 D (HJ60R)(-ch.964570)	7/81-8/87	2H	3980	OHV	275x27.9x10	<b>QKT1724AF</b>	<b>Q90513</b>	<b>C1445AF</b>	<b>CCT502</b>
Landcruiser 4.0 D (HJ60R)(ch.964571-)	9/87-90	2H	3980	OHV	275x27.9x10	<b>QKT1725AF</b>	<b>Q90513</b>	<b>C1445AF</b>	<b>CCT592</b>
Landcruiser 4.2 (FJ45,FJ55)	1975-78	2F	4230	OHV	275x27.9x10	<b>QKT1724AF</b>	<b>Q90513</b>	<b>C1445AF</b>	<b>CCT502</b>
Landcruiser 4.2 TD (HDJ80R)	5/90-3/95	1HD-T	4164	OHC	275x32.4x14	<b>QKT1726AF</b>	<b>Q90570</b>	<b>C1843AF</b>	<b>CCT593</b>
Landcruiser 4.2 TD 24V (HDJ80R)	4/95-10/96	1HD-T	4164	OHC	300x32.4x14	<b>QKT2024AF</b> <sup>13</sup>	-	-	-
Landcruiser Amazon 4.2 TD (HDJ100)	4/98-	1HD-FTE	4164	OHC	300x32.4x14	<b>QKT2222AF</b> <sup>13</sup>	-	-	-
Landcruiser Colorado 3.0TD (KZJ90/95R)	8/96-	1KZ-TE	2982	OHC	260x29.8x21	<b>QKT1713AF</b> <sup>13</sup>	-	-	-
MR2 1.6i 16V (AW11R)(-ch.0036197)	3/85-6/85	4A-GEL	1587	DOHC	200x24x21	<b>QKT517AF</b>	<b>Q90146</b>	<b>C1076AF</b>	<b>CCT319</b>
MR2 1.6i 16V (AW11R)(ch.0036198-)	7/85-4/90	4A-GEL	1587	DOHC	212x24.8x21	<b>QKT1219AF</b>	<b>Q90561</b>	<b>C1525AF</b>	<b>CCT319</b>
MR2 1.8i 16V VVT-i (ZZW30)	12/99-4/2000	1ZZ-FE	1794	DOHC	212x24.8x21	<b>QKT1718AF</b>	<b>Q90561</b>	<b>C1525AF</b>	<b>CCT590</b>
MR2 1.8i 16V VVT-i (ZZW30)	4/2000-	1ZZ-FE	1794	DOHC	212x24.8x21	-	-	<b>C1525AF</b>	<b>CCT590</b>
MR2 2.0i 16V (SW20R)(-ch.0017549)	4/90-5/90	3S-FE	1998	DOHC	225x27x20	<b>QKT1215AF</b>	<b>Q90181</b>	<b>C1226AF</b>	<b>CCT317</b>
MR2 2.0i 16V (SW20R)(ch.0017550-)	6/90-92	3S-FE	1998	DOHC	225x27x20	<b>QKT1715AF</b>	<b>Q90181</b>	<b>C1226AF</b>	<b>CCT589</b>
MR2 2.0i 16V GTi (SW20R)(-ch.0017549)	4/90-5/90	3S-GE	1998	DOHC	225x27x20	<b>QKT1215AF</b>	<b>Q90181</b>	<b>C1226AF</b>	<b>CCT317</b>
MR2 2.0i 16V GTi (SW20R)(ch.0017550-)	6/90-99	3S-GE	1998	DOHC	225x27x20	<b>QKT1715AF</b>	<b>Q90181</b>	<b>C1226AF</b>	<b>CCT589</b>
Model F 1.8 (YR20)	11/82-85	2Y	1812	OHV	212x29x21	<b>QKT458AF</b>	<b>Q90123</b>	<b>C993AF</b>	<b>CCT254</b>
Model F 2.0 (YR21)	8/84-7/88	3Y	1998	OHV	225x29x21	<b>QKT489AF</b>	<b>Q90123</b>	<b>C1015AF</b>	<b>CCT254</b>
Model F 2.0 (YR21)	8/88-90	3Y	1998	OHV	225x29x21	<b>QKT1728AF</b>	<b>Q90123</b>	<b>C991AF</b>	<b>CCT524</b>
Paseo 1.5i 16V (EL54R)	3/96-98	5E-FE	1497	DOHC	200x24x21	<b>QKT1419AF</b>	<b>Q90313</b>	<b>C1076AF</b>	<b>CCT319</b>
Picnic 2.0i 16V (SXM10R)	10/96-	3S-FE	1998	DOHC	225x27x20	<b>QKT1715AF</b>	<b>Q90181</b>	<b>C1226AF</b>	<b>CCT589</b>
Picnic 2.2 TD (CXM10R)	9/97-	3C-T	2184	OHC	225x26.7x20	<b>QKT2022AF</b>	-	-	<b>CCT589</b>
Previa 2.4i 16V (TCR11R)	2/90-2/2000	2TZ-FE	2438	DOHC	236x29x21	<b>QKT1391AF</b>	<b>Q90633</b>	<b>C1749AF</b>	<b>CCT524</b>
Previa 2.4i 16V VVT-i (ACR30)	2/2000-	2AZ-FE	-	DOHC	-	-	-	-	-
RAV4 1.8i 16V VVT-i (ZCA25)	5/2000-	1ZZ-FE	1794	DOHC	212x24.8x21	<b>QKT1718AF</b>	<b>Q90561</b>	<b>C1525AF</b>	<b>CCT590</b>
RAV4 2.0i 16V 4x4 (AX10,AX11)	6/94-2000	3S-FE	1998	DOHC	236x29.8x21	<b>QKT1727AF</b> <sup>13</sup>	-	-	-
Space Cruiser 1.8 (YR20RG)	5/83-85	2Y	1812	OHV	212x29x21	<b>QKT458AF</b>	<b>Q90123</b>	<b>C993AF</b>	<b>CCT254</b>
Space Cruiser 2.0 (YR21RG)	11/84-7/85	3Y	1998	OHV	225x29x21	<b>QKT488AF</b>	<b>Q90180</b>	<b>C1015AF</b>	<b>CCT254</b>
Space Cruiser 2.0 (YR21RG)	8/85-7/88	3Y	1998	OHV	225x29x21	<b>QKT489AF</b>	<b>Q90123</b>	<b>C1015AF</b>	<b>CCT254</b>
Space Cruiser 2.0 (YR21RG)	8/88-90	3Y	1998	OHV	225x29x21	<b>QKT1728AF</b>	<b>Q90123</b>	<b>C991AF</b>	<b>CCT524</b>
Starlet 1.0 (KP60R)	2/78-3/85	2K	993	OHC	180x22x19	<b>QKT167AF</b>	<b>Q90058</b>	<b>C823AF</b>	<b>CCT250</b>
Starlet 1.0 12V (EP70/80R)	3/85-93	1E-L	999	OHC	180x23.8x21	<b>QKT706AF</b>	<b>Q90525</b>	<b>C1456AF</b>	<b>CCT319</b>
Starlet 1.2 (KP62R)	1979-82	3K	1166	OHV	180x22x19	<b>QKT167AF</b>	<b>Q90058</b>	<b>C823AF</b>	<b>CCT250</b>
Starlet 1.3 (KP61R)	1982-83	4K	1290	OHC	180x22x19	<b>QKT167AF</b>	<b>Q90058</b>	<b>C823AF</b>	<b>CCT250</b>
Starlet 1.3 12V (EP71,76,81)	10/84-93	2E	1295	OHC	180x23.8x21	<b>QKT706AF</b>	<b>Q90525</b>	<b>C1456AF</b>	<b>CCT319</b>
Starlet 1.3i 12V (EP81R)	1/93-3/96	2E-E	1295	OHC	180x23.8x21	<b>QKT706AF</b>	<b>Q90525</b>	<b>C1456AF</b>	<b>CCT319</b>
Starlet 1.3i 16V (EP91R)	4/96-99	4E-FE	1332	DOHC	200x24x21	<b>QKT1419AF</b>	<b>Q90313</b>	<b>C1076AF</b>	<b>CCT319</b>
Supra 2.8i (MA61R)(-ch.0080255)	5/82-7/83	5M-GE	2759	DOHC	225x29x21	<b>QKT1125AF</b>	<b>Q90200</b>	<b>C1013AF</b>	<b>CCT254</b>
Supra 2.8i (MA61R)(ch.0080256-)	8/83-86	5M-GE	2759	DOHC	236x29x21	<b>QKT1729AF</b>	<b>Q90200</b>	<b>C1749AF</b>	<b>CCT254</b>
Supra 3.0i 24V (MA70R)(-ch.0104940)	11/86-8/88	7M-GE	2954	DOHC	236x29x21	<b>QKT1730AF</b>	<b>Q90844</b>	<b>C1749AF</b>	<b>CCT254</b>
Supra 3.0i 24V (MA70R)(ch.0104941-)	8/88-93	7M-GE	2954	DOHC	236x29x21	<b>QKT1731AF</b>	<b>Q90844</b>	<b>C1749AF</b>	<b>CCT594</b>
Supra 3.0i 24V Turbo (MA70R)	1/89-93	7M-GTE	2954	DOHC	240x29.8x21	-	-	<b>C1844AF</b>	<b>CCT595</b>
Tercel 1.3 (AL20R)	10/82-85	2A	1295	OHC	190x24x21	<b>QKT327AF</b>	<b>Q90160</b>	<b>C1016AF</b>	<b>CCT254</b>
Tercel 1.5 4x4 (AL25R)	3/83-88	3A	1453	OHC	190x24x21	<b>QKT327AF</b>	<b>Q90160</b>	<b>C1016AF</b>	<b>CCT254</b>
Yaris 1.0i 16V (SCP10)	1/99-	1SZ-EF	998	DOHC	190x21.6x19	<b>QKT2002AF</b>	-	-	<b>CCT319</b>
Yaris 1.3i 16V (NCP10)	8/99-	2NZ	1299	DOHC	200x24x21	<b>QKT2152AF</b>	-	<b>C1076AF</b>	<b>CCT319</b>
Yaris Verso 1.3i 16V (NCP20)	8/99-	2NZ	1299	DOHC	212x24.8x21	<b>QKT1219AF</b>	<b>Q90561</b>	<b>C1525AF</b>	<b>CCT319</b>



TOYOTA									
Hi-Ace 1.6 (RH11/20R)(-ch.033676)	11/75-6/80	12R	1587	OHV	212x29x21	QKT1644AF	Q90123	C993AF	CCT111
Hi-Ace 1.6 (RH11/20R)(ch.033677-)	7/80-83	12R	1587	OHV	212x29x21	QKT458AF	Q90123	C993AF	CCT254
Hi-Ace 1.8 (YH60R)	3/83-85	2Y	1812	OHV	225x29x21	QKT489AF	Q90123	C1015AF	CCT254
Hi-Ace 2.0 (RH32)(-ch.031790)	5/78-6/80	18R	1968	OHC	224x29x21	QKT1732AF	Q90180	C1073AF	CCT111
Hi-Ace 2.0 (RH32)(ch.031791-)	7/80-83	18R	1968	OHC	224x29x21	QKT1719AF	Q90180	C1073AF	CCT254
Hi-Ace 2.0 (YH61R)(-ch.0068261)	1984-7/88	3Y	1998	OHV	236x29x21	QKT1126AF	Q90201	C1024AF	CCT254
Hi-Ace 2.0 (YH61R)(ch.0068262-)	8/88-7/89	3Y	1998	OHV	236x29x21	QKT1733AF	Q90201	C1024AF	CCT524
Hi-Ace 2.0 (RZH112R)	8/89-93	1RZ	1998	OHC	225x28.8x21	QKT1734AF	Q90845	C1528AF	CCT524
Hi-Ace 2.2 D Pick-up (LH11R)	5/80-86	L	2188	OHC	225x29x21	QKT340AF	Q90123	C991AF	CCT254
Hi-Ace 2.2 D Van (LH60R)	3/83-84	L	2188	OHC	225x29x21	QKT491AF	Q90180	C991AF	CCT254
Hi-Ace 2.4i (RZH113R)	8/93-8/95	2RZ-E	2438	OHC	225x28.8x21	QKT1734AF	Q90845	C1528AF	CCT524
Hi-Ace 2.4 D (LH61R)(-ch.0115572)	1/84-7/88	2L	2446	OHC	225x29x21	QKT491AF	Q90180	C991AF	CCT254
Hi-Ace 2.4 D (LH61R)(ch.0115573-)	8/88-7/89	2L	2446	OHC	225x29x21	QKT1735AF	Q90180	C991AF	CCT522
Hi-Ace 2.4 D (LH112R)	8/89-8/91	2L	2446	OHC	225x29x21	QKT1735AF	Q90180	C991AF	CCT522
Hi-Ace 2.4 D (LH112R)	8/91-95	2L	2446	OHC	224x29x21	QKT1507AF	Q90180	C1747AF	CCT522
Hi-Ace 2.4 D Compact (LH102R)	5/94-96	2L	2446	OHC	224x29x21	QKT1507AF	Q90180	C1747AF	CCT522
Hi-Ace PowerVan 2.4i (RCH12R)	8/95-	2RZ-E	2438	OHC	236x29x21	QKT1391AF	Q90633	C1749AF	CCT524
Hi-Ace PowerVan 2.4 D (LXH12R)	8/95-	2L	2446	OHC	224x29x21	QKT1507AF	Q90180	C1747AF	CCT522
Hi-Ace PowerVan 2.7i (RCH28R)	8/98-	3RZ-FE	2694	OHC	236x29x21	QKT1391AF	Q90633	C1749AF	CCT524
Hi-Lux 1.6 (RN40R)	8/78-8/80	12R	1587	OHV	212x29x21	QKT1644AF	Q90123	C993AF	CCT111
Hi-Lux 1.6 (RN40R)	9/80-83	12R	1587	OHV	212x29x21	QKT458AF	Q90123	C993AF	CCT254
Hi-Lux 1.8 (YN56R)	8/83-2/87	2Y	1812	OHV	225x29x21	QKT491AF	Q90180	C991AF	CCT254
Hi-Lux 1.8 (YN56R)	3/87-88	2Y	1812	OHV	225x29x21	QKT489AF	Q90123	C1015AF	CCT254
Hi-Lux 1.8 (YN85R)	3/89-94	2Y	1812	OHV	225x29x21	QKT1728AF	Q90123	C991AF	CCT524
Hi-Lux 2.0 4x4 (RN46R)	1979-8/80	18R	1968	OHC	224x29x21	QKT1732AF	Q90180	C1073AF	CCT111
Hi-Lux 2.0 4x4 (RN46R)	9/80-84	18R	1968	OHC	224x29x21	QKT1719AF	Q90180	C1073AF	CCT254
Hi-Lux 2.0 4x4 (YN65R)	6/84-8/86	3Y	1998	OHV	236x29x21	QKT1126AF	Q90201	C1024AF	CCT254
Hi-Lux 2.2 4x4 (YN67R)	9/86-7/88	4Y	2237	OHV	236x29x21	QKT1508AF	Q90759	C1024AF	CCT254
Hi-Lux 2.2 4x4 (YN67R)	8/88-3/89	4Y	2237	OHV	236x29x21	QKT1509AF	Q90759	C1024AF	CCT524
Hi-Lux 2.2 4x4 (YN106R)	3/89-94	4Y	2237	OHV	236x29x21	QKT1511AF	Q90759	C1749AF	CCT524
Hi-Lux 2.4 D 4x4 (LN65R)	1984-88	2L	2446	OHC	225x29x21	QKT491AF	Q90180	C991AF	CCT254
Hi-Lux 2.4 D 4x4 (LN105R)	1989-12/91	2L	2446	OHC	224x29x21	QKT1507AF	Q90180	C1747AF	CCT522
Hi-Lux 2.4 D 4x4 (LN105R)	1/92-10/97	2L	2446	OHC	236x29.8x21	QKT1736AF	Q90846	C1842AF	CCT522
Hi-Lux 2.4 D Pick-up (LN85R)	8/94-10/97	2L	2446	OHC	224x29x21	QKT1507AF	Q90180	C1747AF	CCT522
Hi-Lux 2.4 TD 4x4 (LN165R)	11/97-	2L-TE	2446	OHC	236x29.8x21	QKT2021AF	-	-	CCT522
Lite-Ace 1.3 (KM20)	10/79-9/82	4K	1290	OHV	200x29x21	QKT456AF	Q90146	C826AF	CCT254
Lite-Ace 1.5 (KM36R)(-ch.0039657)	10/85-7/88	5K	1486	OHV	200x28.8x21	QKT1127AF	Q90146	C1442AF	CCT254
Lite-Ace 1.5 (KM36R)(ch.0039897-)	8/88-91	5K	1486	OHV	200x28.8x21	QKT1737AF	Q90146	C1442AF	CCT524
Lite-Ace 1.5 (KR27R)	4/92-7/94	5K	1486	OHV	200x28.8x21	QKT1737AF	Q90146	C1442AF	CCT524
Lite-Ace 2.0 D (CR27R)	4/92-94	2C	1974	OHC	212x29x21	QKT1738AF	Q90123	C993AF	CCT524

VAUXHALL									
Astra 1.2	4/80-10/84	12S	1196	OHV	190x18x14	QKT147AF	Q90086	C918AF	CCT105
Astra 1.2 (● -1131436,1950599)	10/84-7/86	12SC	1196	OHV	190x18x14	QKT147AF	Q90086	C918AF	CCT105
Astra 1.2 (● 1131437,19506000-)	8/86-10/91	12SC	1196	OHV	190x18x14	QKT628AF	Q10058	C1044AF	CCT314
Astra 1.3	2/80-10/84	13S,13SB	1297	OHC	190x18x14	QKT147AF	Q90086	C918AF	CCT105
Astra 1.3 (● -1956999)	10/84-7/86	13S	1297	OHC	190x18x14	QKT147AF	Q90086	C918AF	CCT105
Astra 1.3 (● 19570000-)	8/86-89	13S	1297	OHC	190x18x14	QKT628AF	Q10058	C1044AF	CCT314
Astra 1.4	10/89-10/91	14NV	1389	OHC	190x18x14	QKT628AF	Q10058	C1044AF	CCT314
Astra 1.4i	8/90-10/91	C14NZ	1389	OHC	190x18x14	QKT628AF	Q10058	C1044AF	CCT314
Astra 1.6 (F16 )	12/81-7/86	16SH	1598	OHC	200x20x24	QKT299AF	Q90106	C1048AF	CCT258
Astra 1.6 (F13 )	8/86-10/91	16SV	1598	OHC	200x18x14	QKT375AF	Q10049	C1083AF	CCT314
Astra 1.6 D	9/82-10/84	16DA	1598	OHC	215x20.5x24	QKT352AF	Q90195	C1095AF	CCT258
Astra 1.6 D (● -14310804)	10/84-7/86	16DA	1598	OHC	215x20.5x24	QKT352AF	Q90195	C1095AF	CCT258
Astra 1.6 D (F16 )	10/84-7/86	16DA	1598	OHC	200x20x24	QKT315AF	Q90195	C1048AF	CCT258
(● 14310805-14498630)									
Astra 1.6 D (F16 )(● 14498631-)	8/86-89	16DA	1598	OHC	200x20x24	QKT611AF	Q10049	C1048AF	CCT331
Astra 1.6 D (F13 )	8/86-89	16DA	1598	OHC	200x18x14	QKT375AF	Q10049	C1083AF	CCT314
Astra 1.7 D (F13 )	1/89-10/91	17DA	1699	OHC	200x18x14	QKT375AF	Q10049	C1083AF	CCT314
Astra 1.7 D (F16 )	1/89-10/91	17DA	1699	OHC	200x20x24	QKT350AF	Q10046	C1048AF	CCT331
Astra 1.8i	3/83-10/84	18E	1796	OHC	215x20.5x24	QKT373AF	Q90195	C1038AF	CCT258
Astra 1.8i (● -14348330)	10/84-86	18E	1796	OHC	215x20.5x24	QKT373AF	Q90195	C1038AF	CCT258
Astra 1.8i (● 14348331-)	8/86-10/91	18SE	1796	OHC	215x20.5x24	QKT374AF	Q10047	C1038AF	CCT331
Astra 2.0i GTE 8V (F16 )	3/87-10/91	20NE	1998	OHC	215x20.5x24	QKT374AF	Q10047	C1038AF	CCT331
Astra 2.0i GTE 8V (F13 )	3/87-10/91	20NE	1998	OHC	215x20.5x24	QKT1819AF	Q10047	C1095AF	CCT314
Astra 2.0i GTE 16V	5/88-10/91	20XE	1998	DOHC	228x20.5x24	QKT632AF	Q90248	C1119AF	CCT331

Gearbox - Boîte de vitesse - Getriebe  
 Engine - Moteur - Motor



CC



## ... VAUXHALL

Astra (1991) 1.4i	10/91-2/98	C14NZ,C14SE	1389	OHC	190x18x14	<b>QKT628AF</b>	<b>Q10058</b>	<b>C1044AF</b>	<b>CCT314</b>
Astra (1991) 1.4i 16V	2/96-2/98	X14XE	1389	DOHC	200x18x14	<b>QKT1550AF</b>	<b>Q10082</b>	<b>C1683AF</b>	<b>CCT314</b>
Astra (1991) 1.6i (● - 02V78522)	10/91-94	C16SE	1598	OHC	200x18x14	<b>QKT375AF</b>	<b>Q10049</b>	<b>C1083AF</b>	<b>CCT314</b>
Astra (1991) 1.6i (● 02V78523-)	1992-94	C16SE	1598	OHC	200x18x14	<b>QKT770AF</b>	<b>Q90295</b>	<b>C1083AF</b>	<b>CCT314</b>
Astra (1991) 1.6i	3/93-2/98	X16SZR,X16SZR	1598	OHC	200x18x14	<b>QKT375AF</b>	<b>Q10049</b>	<b>C1083AF</b>	<b>CCT314</b>
Astra (1991) 1.6i	1995-2/98	16LZ2	1598	OHC	215x20.5x24	<b>QKT771AF</b>	<b>Q10071</b>	<b>C1623AF</b>	<b>CCT331</b>
Astra (1991) 1.6i 16V	10/94-2/98	X16XEL	1598	DOHC	200x18x14	<b>QKT770AF</b>	<b>Q90295</b>	<b>C1083AF</b>	<b>CCT314</b>
Astra (1991) 1.7 D	10/91-8/94	17D,17DR	1699	OHC	200x18x14	<b>QKT375AF</b>	<b>Q10049</b>	<b>C1083AF</b>	<b>CCT314</b>
Astra (1991) 1.7 TD	4/92-2/98	ISUZU - 17DT	1686	OHC	200x20x24	<b>QKT1069AF</b>	<b>Q90295</b>	<b>C1048AF</b>	<b>CCT331</b>
Astra (1991) 1.7 TD (● -14102108)	8/94-2/98	GM - X17DTL	1699	OHC	200x18x14	<b>QKT375AF</b>	<b>Q10049</b>	<b>C1083AF</b>	<b>CCT314</b>
Astra (1991) 1.7 TD (● 14102109-)	8/94-2/98	GM - X17DTL	1699	OHC	200x18x14	<b>QKT770AF</b>	<b>Q90295</b>	<b>C1083AF</b>	<b>CCT314</b>
Astra (1991) 1.8i (F15 )	10/91-2/98	C18NZ	1798	OHC	215x20.5x24	<b>QKT1819AF</b>	<b>Q10047</b>	<b>C1095AF</b>	<b>CCT314</b>
(● -14330715)									
Astra (1991) 1.8i (F15 )	10/91-2/98	C18NZ	1798	OHC	215x20.5x24	<b>QKT1851AF</b>	<b>Q10071</b>	<b>C1623AF</b>	<b>CCT314</b>
(● 14330716-)									
Astra (1991) 1.8i (F16 )	10/91-2/98	C18NZ	1798	OHC	215x20.5x24	<b>QKT374AF</b>	<b>Q10047</b>	<b>C1038AF</b>	<b>CCT331</b>
(● -14330715)									
Astra (1991) 1.8i (F16,F18 )	10/91-2/98	C18NZ	1798	OHC	215x20.5x24	<b>QKT771AF</b>	<b>Q10071</b>	<b>C1623AF</b>	<b>CCT331</b>
(● 14330716-)									
Astra (1991) 1.8i 16V	6/93-2/98	C18XE,SE,X18XE	1798	DOHC	215x20.5x24	<b>QKT771AF</b>	<b>Q10071</b>	<b>C1623AF</b>	<b>CCT331</b>
Astra (1991) 2.0i 8V (● -14330715)	10/91-94	C20NE	1998	OHC	215x20.5x24	<b>QKT374AF</b>	<b>Q10047</b>	<b>C1038AF</b>	<b>CCT331</b>
Astra (1991) 2.0i 8V (● 14330716-)	10/91-94	C20NE	1998	OHC	215x20.5x24	<b>QKT771AF</b>	<b>Q10071</b>	<b>C1623AF</b>	<b>CCT331</b>
Astra (1991) 2.0i 16V (● -14128448)	10/91-92	C20XE	1998	DOHC	228x20.5x24	<b>QKT632AF</b>	<b>Q90248</b>	<b>C1119AF</b>	<b>CCT331</b>
Astra (1991) 2.0i 16V (● 14128449-)	1992-94	C20XE	1998	DOHC	228x20.7x24	<b>QKT769AF</b>	<b>Q10070</b>	<b>C1223AF</b>	<b>CCT331</b>
Astra (1991) 2.0i 16V	4/95-2/98	X20XEV	1998	DOHC	215x20.5x24	<b>QKT771AF</b>	<b>Q10071</b>	<b>C1623AF</b>	<b>CCT331</b>
Astra (1998) 1.4i 16V	2/98-	X14XE	1389	DOHC	200x18x14	<b>QKT1983AF<sup>12</sup></b>	<b>Q10082</b>	<b>C1683AF</b>	-
Astra (1998) 1.4i 16V (F13,F17 )	2/98-	X14XE	1389	DOHC	200x18x14	<b>QKT2179AF<sup>16</sup></b>	<b>Q10082</b>	<b>C1683AF</b>	<b>CSC003</b>
Astra (1998) 1.4i 16V (F23 )	2/98-	X14XE	1389	DOHC	200x18x14	<b>QKT2180AF<sup>16</sup></b>	<b>Q10082</b>	<b>C1683AF</b>	<b>CSC014</b>
Astra (1998) 1.6i	2/98-	X16SZR	1598	OHC	200x18x14	<b>QKT1983AF<sup>12</sup></b>	<b>Q10082</b>	<b>C1683AF</b>	-
Astra (1998) 1.6i (F13,F17 )	2/98-	X16SZR	1598	OHC	200x18x14	<b>QKT2179AF<sup>16</sup></b>	<b>Q10082</b>	<b>C1683AF</b>	<b>CSC003</b>
Astra (1998) 1.6i (F23 )	2/98-	X16SZR	1598	OHC	200x18x14	<b>QKT2180AF<sup>16</sup></b>	<b>Q10082</b>	<b>C1683AF</b>	<b>CSC014</b>
Astra (1998) 1.6i 16V	2/98-	X16XEL	1598	DOHC	200x18x14	<b>QKT1913AF<sup>12</sup></b>	<b>Q90295</b>	<b>C1683AF</b>	-
Astra (1998) 1.6i 16V (F13,F17 )	2/98-	X16XEL	1598	DOHC	200x18x14	<b>QKT2181AF<sup>16</sup></b>	<b>Q90295</b>	<b>C1683AF</b>	<b>CSC003</b>
Astra (1998) 1.6i 16V (F23 )	2/98-	X16XEL	1598	DOHC	200x18x14	<b>QKT2182AF<sup>16</sup></b>	<b>Q90295</b>	<b>C1683AF</b>	<b>CSC014</b>
Astra (1998) 1.7 TD	2/98-	X17DTL	1699	OHC	200x18x14	<b>QKT1985AF<sup>12</sup></b>	<b>Q90295</b>	<b>C1083AF</b>	-
Astra (1998) 1.7 TD (F13,F17 )	2/98-	X17DTL	1699	OHC	200x18x14	<b>QKT2183AF<sup>16</sup></b>	<b>Q90295</b>	<b>C1083AF</b>	<b>CSC003</b>
Astra (1998) 1.7 TD (F23 )	2/98-	X17DTL	1699	OHC	200x18x14	<b>QKT2184AF<sup>16</sup></b>	<b>Q90295</b>	<b>C1083AF</b>	<b>CSC014</b>
Astra (1998) 1.8i 16V	2/98-	X18XE1	1796	DOHC	205x18.7x14	<b>QKT1986AF<sup>12</sup></b>	-	-	-
Astra (1998) 1.8i 16V (F13,F17 )	2/98-	X18XE1	1796	DOHC	205x18.7x14	<b>QKT2185AF<sup>16</sup></b>	-	-	<b>CSC003</b>
Astra (1998) 1.8i 16V (F23 )	2/98-	X18XE1	1796	DOHC	205x18.7x14	<b>QKT2186AF<sup>16</sup></b>	-	-	<b>CSC014</b>
Astra (1998) 2.0i 16V (F18 )	2/98-	X20XEV	1998	DOHC	215x20.5x24	<b>QKT1987AF<sup>12</sup></b>	<b>Q10071</b>	<b>C1623AF</b>	-
Astra (1998) 2.0i 16V (F18 )	2/98-	X20XEV	1998	DOHC	215x20.5x24	<b>QKT2187AF<sup>16</sup></b>	<b>Q10071</b>	<b>C1623AF</b>	<b>CSC007</b>
Astra (1998) 2.0i 16V (F23 )	2/98-	X20XEV	1998	DOHC	-	-	-	-	<b>CSC014<sup>15</sup></b>
Astra (1998) 2.0 Di (F18 )	2/98-	X20DTL	1995	OHC	228x20.7x24	<b>QKT1931AF<sup>12</sup></b>	<b>Q10070</b>	<b>C1223AF</b>	-
Astra (1998) 2.0 Di (F18 )	2/98-	X20DTL	1995	OHC	228x20.7x24	<b>QKT2173AF<sup>16</sup></b>	<b>Q10070</b>	<b>C1223AF</b>	<b>CSC007</b>
Astra (1998) 2.0 Di (F23 )	2/98-	X20DTL	1995	OHC	-	-	-	-	<b>CSC014<sup>15</sup></b>
Astra (1998) 2.0 DTi	1/00-	Y20DTH	1995	DOHC	-	-	-	-	<b>CSC014<sup>15</sup></b>
Belmont 1.3	1/86-89	13S	1297	OHC	190x18x14	<b>QKT628AF</b>	<b>Q10058</b>	<b>C1044AF</b>	<b>CCT314</b>
Belmont 1.4	10/89-91	14NV	1389	OHC	190x18x14	<b>QKT628AF</b>	<b>Q10058</b>	<b>C1044AF</b>	<b>CCT314</b>
Belmont 1.6	1/86-7/86	16SV	1598	OHC	200x20x24	<b>QKT299AF</b>	<b>Q90106</b>	<b>C1048AF</b>	<b>CCT258</b>
Belmont 1.6	8/86-91	16SV	1598	OHC	200x18x14	<b>QKT375AF</b>	<b>Q10049</b>	<b>C1083AF</b>	<b>CCT314</b>
Belmont 1.6 D (● -14310804)	1/86-8/86	16DA	1598	OHC	215x20.5x24	<b>QKT352AF</b>	<b>Q90195</b>	<b>C1095AF</b>	<b>CCT258</b>
Belmont 1.6 D (F16 )	1/86-8/86	16DA	1598	OHC	200x20x24	<b>QKT315AF</b>	<b>Q90195</b>	<b>C1048AF</b>	<b>CCT258</b>
(● 14310805-14498630)									
Belmont 1.6 D (F16 )	8/86-88	16DA	1598	OHC	200x20x24	<b>QKT611AF</b>	<b>Q10049</b>	<b>C1048AF</b>	<b>CCT331</b>
(● 14498631-)									
Belmont 1.6 D (F13 )	8/86-88	16DA	1598	OHC	200x18x14	<b>QKT375AF</b>	<b>Q10049</b>	<b>C1083AF</b>	<b>CCT314</b>
Belmont 1.7 D (F13 )	1/89-91	17DA	1699	OHC	200x18x14	<b>QKT375AF</b>	<b>Q10049</b>	<b>C1083AF</b>	<b>CCT314</b>
Belmont 1.7 D (F16 )	1/89-91	17DA	1699	OHC	200x20x24	<b>QKT350AF</b>	<b>Q10046</b>	<b>C1048AF</b>	<b>CCT331</b>
Belmont 1.8i (F13 )	1/86-91	18SE	1796	OHC	200x18x14	<b>QKT376AF</b>	<b>Q10046</b>	<b>C1083AF</b>	<b>CCT314</b>
Belmont 1.8i (F16 )	1/86-91	18SE	1796	OHC	215x20.5x24	<b>QKT374AF</b>	<b>Q10047</b>	<b>C1038AF</b>	<b>CCT331</b>
Calibra 2.0i 8V (● -14608700)	6/90-92	C20NE	1998	OHC	215x20.5x24	<b>QKT374AF</b>	<b>Q10047</b>	<b>C1038AF</b>	<b>CCT331</b>
Calibra 2.0i 8V (● 14608701-)	1992-97	C20NE	1998	OHC	215x20.5x24	<b>QKT771AF</b>	<b>Q10071</b>	<b>C1623AF</b>	<b>CCT331</b>
Calibra 2.0i 16V (● 14128448)	6/90-92	C20XE	1998	DOHC	228x20.5x24	<b>QKT632AF</b>	<b>Q90248</b>	<b>C1119AF</b>	<b>CCT331</b>
Calibra 2.0i 16V (● 14128449-)	1992-2/94	C20XE	1998	DOHC	228x20.7x24	<b>QKT769AF</b>	<b>Q10070</b>	<b>C1223AF</b>	<b>CCT331</b>
Calibra 2.0i 16V (Ecotec)	2/94-98	X20XEV	1998	DOHC	215x20.5x24	<b>QKT771AF</b>	<b>Q10071</b>	<b>C1623AF</b>	<b>CCT331</b>
Calibra 2.0i 16V 4x4	9/90-4/92	C20XE	1998	DOHC	228x20.5x24	<b>QKT632AF</b>	<b>Q90248</b>	<b>C1119AF</b>	<b>CCT331</b>
Calibra 2.0i 16V Turbo 4x4	4/92-96	C20LET	1998	DOHC	228x25x14	<b>QKT1310AF</b>	-	-	<b>CCT331</b>
Calibra 2.5i V6 24V (-ch.S....)	8/93-10/95	C25XE	2498	V6	230x25x14	<b>QKT1314AF<sup>13</sup></b>	-	-	-
Calibra 2.5i V6 24V (ch.T....)	10/95-98	C25XE,X25XE	2498	V6	228x25x14	<b>QKT1898AF<sup>13</sup></b>	-	-	-

12 2-in-1 Kit (Cover &amp; Plate) - Kit de 2 pieces (Mécanisme &amp; Disque) - Satz enthält nur Automat und Scheibe

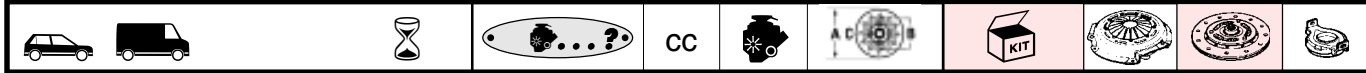
13 Kit only - Vendu seulement en kit - Nur als Satz Verfügbar

15 Concentric Slave Cylinder - Butée hydraulique concentrique - Hydraulischer Zentralausrücker

16 Kit including Concentric Slave Cylinder - Kit incluant la butée hydraulique - Satz enthält Hydraulischer Zentralausrücker

Gearbox - Boîte de vitesse - Getriebe

● Engine - Moteur - Motor



**... VAUXHALL**

Carlton 1.8	11/82-11/86	18S	1796	OHC	203x25x14	QKT176AF	Q90106	C962AF	CCT105
Carlton 1.8 (-ch.J1153529)	11/86-88	18NV	1796	OHC	203x25x14	QKT492AF	Q10046	C1085AF	CCT314
Carlton 1.8 (-ch.J1162494)	11/86-88	18SV	1796	OHC	203x25x14	QKT492AF	Q10046	C1085AF	CCT314
Carlton 1.8 (ch.J1153530-)	1988-90	18NV	1796	OHC	216x25x14	QKT379AF	Q10047	C1127AF	CCT314
Carlton 1.8 (ch.J1162495-)	1988-90	18SV	1796	OHC	216x25x14	QKT379AF	Q10047	C1127AF	CCT314
Carlton 1.8i	11/86-92	18SEH	1796	OHC	216x25x14	QKT379AF	Q10047	C1127AF	CCT314
Carlton 2.0	10/78-11/82	20S	1979	OHC	203x25x14	QKT116AF	Q90012	C745AF	CCT105
Carlton 2.0	11/82-11/86	20S	1979	OHC	215x25x14	QKT173AF	Q90150	C998AF	CCT105
Carlton 2.0 <sup>Y</sup>	11/82-11/86	20S	1979	OHV	228x25x14	QKT133AF	Q90060	C865AF	CCT105
Carlton 2.0i	7/83-8/84	20E	1979	OHC	215x25x14	QKT173AF	Q90150	C998AF	CCT105
Carlton 2.0i	11/86-94	20SE,C20NE	1998	OHC	216x25x14	QKT379AF	Q10047	C1127AF	CCT314
Carlton 2.2i	8/84-11/86	22E	2197	OHC	228x25x14	QKT133AF	Q90060	C865AF	CCT105
Carlton 2.3 D	11/82-11/86	23D	2260	OHC	228x25x14	QKT133AF	Q90060	C865AF	CCT105
Carlton 2.3 D (-ch.K1148792)	11/86-89	23YD	2260	OHC	228x25x14	QKT680AF	Q90247	C1176AF	CCT314
Carlton 2.3 D (ch.K1148793-)	1989-92	23YD	2260	OHC	228x25x14	QKT1319AF	-	-	CCT314
Carlton 2.3 TD	10/91-94	23DTR	2260	OHC	228x25x14	QKT1319AF	-	-	CCT314
Carlton 2.6i	9/90-94	C26NE	2594	OHC	240x25x14	QKT1318AF	-	-	CCT314
Carlton 3.0i	3/87-90	30NE	2968	OHC	240x25x14	QKT1318AF	-	-	CCT314
Carlton 3.0i 24V	10/89-94	C30SE,C30SEJ	2969	DOHC	240x25x14	QKT1318AF	-	-	CCT314
Cavalier (RWD) 1.3	8/77-7/81	13	1256	OHV	184x19x10	QKT106AF	Q10016	C848AF	CCT53
Cavalier (RWD) 1.6	10/75-7/81	16S	1584	OHC	203x25x14	QKT116AF	Q90012	C745AF	CCT105
Cavalier (RWD) 1.9	10/75-78	L11	1897	OHC	203x25x14	QKT116AF	Q90012	C745AF	CCT105
Cavalier (RWD) 2.0	3/78-7/81	20S	1979	OHC	215x25x14	QKT173AF	Q90150	C998AF	CCT105
Cavalier (FWD) 1.3	8/81-7/86	13S	1297	OHC	190x18x14	QKT147AF	Q90086	C918AF	CCT105
Cavalier (FWD) 1.3	8/86-9/88	13S	1297	OHC	190x18x14	QKT628AF	Q10058	C1044AF	CCT314
Cavalier (FWD) 1.6 (SH)	8/81-8/86	16SH	1598	OHC	200x20x24	QKT299AF	Q90106	C1048AF	CCT258
(-14391114)									
Cavalier (FWD) 1.6 (SH)	9/86-9/88	16SH	1598	OHC	200x20x24	QKT350AF	Q10046	C1048AF	CCT331
(-14391115-)									
Cavalier (FWD) 1.6 (SV)	9/86-9/88	16SV	1598	OHC	200x18x14	QKT375AF	Q10049	C1083AF	CCT314
Cavalier (FWD) 1.6 D (-14310804)	8/82-85	16DA	1598	OHC	215x20.5x24	QKT352AF	Q90195	C1095AF	CCT258
Cavalier (FWD) 1.6 D (F16 )	1985-7/86	16DA	1598	OHC	200x20x24	QKT315AF	Q90195	C1048AF	CCT258
(-14310805-14478630)									
Cavalier (FWD) 1.6 D (F16 )	8/86-9/88	16DA	1598	OHC	200x20x24	QKT350AF	Q10046	C1048AF	CCT331
(-14478631-)									
Cavalier (FWD) 1.6 D (F13 )	8/86-9/88	16DA	1598	OHC	200x18x14	QKT375AF	Q10049	C1083AF	CCT314
Cavalier (FWD) 1.8i (F16 )	10/82-9/88	18E,18SE	1796	OHC	215x20.5x24	QKT373AF	Q90195	C1038AF	CCT258
(-14348330)									
Cavalier (FWD) 1.8i (F16 )	10/82-9/88	18E,18SE	1796	OHC	215x20.5x24	QKT374AF	Q10047	C1038AF	CCT331
(-14348331-)									
Cavalier (FWD) 1.8i (F13 )	8/86-9/88	18E,18SE	1796	OHC	200x20x24	QKT1961AF	Q10046	C1048AF	CCT314
Cavalier (FWD) 2.0i (F16 )	8/86-9/88	20NE,C20NE	1998	OHC	215x20.5x24	QKT374AF	Q10047	C1038AF	CCT331
Cavalier (FWD) 2.0i (F13 )	8/86-9/88	20NE,C20NE	1998	OHC	215x20.5x24	QKT1819AF	Q10047	C1095AF	CCT314
Cavalier (1988) 1.4	10/88-8/92	14NV	1389	OHC	190x18x14	QKT628AF	Q10058	C1044AF	CCT314
Cavalier (1988) 1.6	10/88-92	16SV	1598	OHC	200x18x14	QKT375AF	Q10049	C1083AF	CCT314
Cavalier (1988) 1.6i	9/91-95	C16NZ	1598	OHC	200x18x14	QKT375AF	Q10049	C1083AF	CCT314
Cavalier (1988) 1.6i (E-Drive)	8/93-95	C16NZ2	1598	OHC	200x18x14	QKT375AF	Q10049	C1083AF	CCT314
Cavalier (1988) 1.7 D	10/88-95	17D,17DR	1699	OHC	200x18x14	QKT375AF	Q10049	C1083AF	CCT314
Cavalier (1988) 1.7 TD	10/92-95	17DT	1686	OHC	200x20x24	QKT1069AF	Q90295	C1048AF	CCT331
Cavalier (1988) 1.8	8/89-92	18SV	1796	OHC	200x20x24	QKT350AF	Q10046	C1048AF	CCT331
Cavalier (1988) 1.8i (-ch.N...)	9/90-10/92	C18NZ	1796	OHC	215x20.5x24	QKT374AF	Q10047	C1038AF	CCT331
Cavalier (1988) 1.8i (ch.P...)	10/92-95	C18NZ	1796	OHC	215x20.5x24	QKT771AF	Q10071	C1623AF	CCT331
Cavalier (1988) 2.0i 8V (-ch.P...)	10/88-93	20NE/SEH,C20NE	1998	OHC	215x20.5x24	QKT374AF	Q10047	C1038AF	CCT331
Cavalier (1988) 2.0i 8V (ch.R...)	1993-94	20NE,C20NE	1998	OHC	215x20.5x24	QKT771AF	Q10071	C1623AF	CCT331
Cavalier (1988) 2.0i 8V 4x4 (-ch.P...)	1/89-93	C20NE	1998	OHC	215x20.5x24	QKT374AF	Q10047	C1038AF	CCT331
Cavalier (1988) 2.0i 8V 4x4 (ch.R...)	1993-94	C20NE	1998	OHC	215x20.5x24	QKT771AF	Q10071	C1623AF	CCT331
Cavalier (1988) 2.0i 16V	10/89-92	20XEJ,C20XE	1998	DOHC	228x20.5x24	QKT632AF	Q90248	C1119AF	CCT331
(-14128448)									
Cavalier (1988) 2.0i 16V	10/89-92	20XEJ,C20XE	1998	DOHC	228x20.7x24	QKT769AF	Q10070	C1223AF	CCT331
(-14128449-)									
Cavalier (1988) 2.0i 16V (Ecotec)	3/94-95	X20XEV	1998	DOHC	215x20.5x24	QKT771AF	Q10071	C1623AF	CCT331
Cavalier (1988) 2.0i 16V 4x4	10/89-92	20XEJ,C20XE	1998	DOHC	228x20.5x24	QKT632AF	Q90248	C1119AF	CCT331
(-14128448)									
Cavalier (1988) 2.0i 16V 4x4	10/89-92	20XEJ,C20XE	1998	DOHC	228x20.7x24	QKT769AF	Q10070	C1223AF	CCT331
(-14128449-)									
Cavalier (1988) 2.0i 16V Turbo 4x4	10/92-94	C20LET	1998	DOHC	228x25x14	QKT1310AF	-	-	CCT331
Cavalier (1988) 2.5i V6 24V	3/93-95	C25XE	2498	V6	230x25x14	QKT1314AF <sup>13</sup>	-	-	-

13 Kit only - Vendu seulement en kit - Nur als Satz Verfügbar  
 Gearbox - Boîte de vitesse - Getriebe  
 Engine - Moteur - Motor



CC



## ... VAUXHALL

Chevette 1.3	3/75-84	-	1256	OHV	184x19x10	QKT106AF	Q10016	C848AF	CCT53
Corsa 1.0i 12V	4/97-8/2000	X10XE	973	DOHC	190x18x14	QKT659AF	Q90295	C1235AF	CCT314
Corsa 1.2i	4/93-99	C12NZ,X12SZ	1196	OHC	190x18x14	QKT628AF	Q10058	C1044AF	CCT314
Corsa 1.2i 16V	8/98-8/2000	X12XE	1199	DOHC	190x18x14	QKT628AF	Q10058	C1044AF	CCT314
Corsa 1.4i	4/93-99	C14NZ,C14SE	1389	OHC	190x18x14	QKT628AF	Q10058	C1044AF	CCT314
Corsa 1.4i 16V	8/94-8/2000	X14XE	1389	DOHC	200x18x14	QKT1550AF	Q10082	C1683AF	CCT314
Corsa 1.5 D	4/93-96	4EC1	1488	OHC	190x18x14	QKT659AF	Q90295	C1235AF	CCT314
Corsa 1.5 TD	4/93-8/2000	T4EC1	1488	OHC	190x18x14	QKT659AF	Q90295	C1235AF	CCT314
Corsa 1.6i 16V	8/93-8/2000	C16XE,X16XE	1598	DOHC	200x18x14	QKT770AF	Q90295	C1083AF	CCT314
Corsa 1.7 D	2/96-8/2000	4EE1	1686	OHC	190x18x14	QKT659AF	Q90295	C1235AF	CCT314
Frontera 2.0i 4x4	10/91-3/95	C20NE	1998	OHC	215x25.6x24	QKT1474AF	Q10047	C1723AF	-
Frontera 2.0i 4x4 (TV817970)	4/95-98	X20SE	1998	OHC	215x25.6x24	QKT1881AF <sup>13</sup>	-	-	-
Frontera 2.0i 4x4 (TV817971-)	4/95-98	X20SE	1998	OHC	215x25.6x24	QKT1474AF	Q10047	C1723AF	-
Frontera 2.2i 16V 4x4	4/95-9/98	X22XE	2198	DOHC	240x25.6x24	QKT1475AF <sup>13</sup>	-	-	-
Frontera 2.2i 16V 4x4	10/98-	X22SE	2198	DOHC	240x25.6x24	QKT1475AF <sup>13</sup>	-	-	-
Frontera 2.3 TD 4x4	10/91-95	23DTR	2260	OHC	240x25.6x24	QKT1477AF <sup>13</sup>	-	-	-
Frontera 2.4i 4x4	10/91-95	C24NE	2410	OHC	240x25.6x24	QKT1476AF	-	C1725AF	-
Frontera 2.5 TD 4x4	8/96-9/98	25DTS	2499	OHV	240x25.6x24	QKT1930AF <sup>13</sup>	-	-	-
Frontera 2.8 TD 4x4	4/95-96	4JB1-TC	2771	OHV	240x25.6x24	QKT1478AF	Q10086	C1727AF	CCT382
Frontera 3.2i 24V 4x4	10/98-	6VD1-W	3165	V6	-	-	-	-	CCT546
Monterey 3.1 TD 4x4	4/94-98	4JG2TC	3059	OHV	250x25.4x24	QKT1414AF	Q90729	C1699AF	CCT382
Monterey 3.2i 24V 4x4	5/94-98	6VD1	3165	V6	260x25.6x24	QKT1412AF	Q90727	C1697AF	CCT546
Nova 1.0	4/83-7/86	10S	993	OHV	190x18x14	QKT147AF	Q90086	C918AF	CCT105
Nova 1.0	8/86-92	10S	993	OHV	190x18x14	QKT628AF	Q10058	C1044AF	CCT314
Nova 1.2	4/83-7/86	12ST	1196	OHC	190x18x14	QKT147AF	Q90086	C918AF	CCT105
Nova 1.2	8/86-92	12ST,12NV	1196	OHC	190x18x14	QKT628AF	Q10058	C1044AF	CCT314
Nova 1.2i	2/92-93	C12NZ	1196	OHC	190x18x14	QKT628AF	Q10058	C1044AF	CCT314
Nova 1.3	7/83-7/86	13SB	1297	OHC	190x18x14	QKT147AF	Q90086	C918AF	CCT105
Nova 1.3	8/86-89	13SB	1297	OHC	190x18x14	QKT628AF	Q10058	C1044AF	CCT314
Nova 1.4	10/89-92	14NV	1389	OHC	190x18x14	QKT628AF	Q10058	C1044AF	CCT314
Nova 1.4i	8/90-3/93	C14NZ,C14SE	1389	OHC	190x18x14	QKT628AF	Q10058	C1044AF	CCT314
Nova 1.5 D	9/91-3/93	4EC1	1488	OHC	190x18x14	QKT659AF	Q90295	C1235AF	CCT314
Nova 1.5 TD	9/89-3/93	T4EC1	1488	OHC	190x18x14	QKT659AF	Q90295	C1235AF	CCT314
Nova 1.6i	5/88-3/93	E16SE,C16SE	1598	OHC	200x18x14	QKT375AF	Q10049	C1083AF	CCT314
Omega 2.0i 8V (-AC)	4/94-96	X20SE	1998	OHC	216x25x14	QKT788AF	Q10047	C1127AF	CCT602
Omega 2.0i 8V (-AC)	4/94-96	X20SE	1998	OHC	216x25x14	QKT1612AF <sup>12</sup>	Q10047	C1127AF	-
Omega 2.0i 8V (-AC)	4/94-96	X20SE	1998	OHC	216x25x14	QKT2153AF <sup>16</sup>	Q10047	C1127AF	CSC001
Omega 2.0i 8V (+AC)	4/94-96	X20SE	1998	OHC	216x25x14	QKT789AF	Q10072	C1634AF	CCT602
Omega 2.0i 8V (+AC)	4/94-96	X20SE	1998	OHC	216x25x14	QKT2028AF <sup>12</sup>	Q10072	C1634AF	-
Omega 2.0i 8V (+AC)	4/94-96	X20SE	1998	OHC	216x25x14	QKT2197AF <sup>16</sup>	Q10072	C1634AF	CSC001
Omega 2.0i 16V	4/94-	X20XEV	1998	DOHC	216x25x14	QKT789AF	Q10072	C1634AF	CCT602
Omega 2.0i 16V	4/94-	X20XEV	1998	DOHC	216x25x14	QKT2028AF <sup>12</sup>	Q10072	C1634AF	-
Omega 2.0i 16V	4/94-	X20XEV	1998	DOHC	216x25x14	QKT2197AF <sup>16</sup>	Q10072	C1634AF	CSC001
Omega 2.0 DTi	9/97-99	X20DTH	1994	OHC	240x25x14	QKT1869AF <sup>13</sup>	-	-	-
Omega 2.0 DTi	9/97-99	X20DTH	1994	OHC	240x25x14	QKT2199AF <sup>16</sup>	-	-	CSC001
Omega 2.2i 16V	10/99-	Y22XE	2198	DOHC	-	-	-	-	CSC001 <sup>15</sup>
Omega 2.5i V6 24V	4/94-	X25XE	2498	V6	228x25x14	QKT1868AF <sup>13</sup>	-	-	-
Omega 2.5i V6 24V	4/94-	X25XE	2498	V6	228x25x14	QKT2198AF <sup>16</sup>	-	-	CSC001
Omega 2.5 TD	4/94-	25DT	2499	OHC	228x25x14	QKT1868AF <sup>13</sup>	-	-	-
Omega 2.5 TD	4/94-	25DT	2499	OHC	228x25x14	QKT2198AF <sup>16</sup>	-	-	CSC001
Omega 3.0i V6 24V	4/94-	X30XE	2962	V6	240x25x14	QKT1869AF <sup>13</sup>	-	-	-
Omega 3.0i V6 24V	4/94-	X30XE	2962	V6	240x25x14	QKT2199AF <sup>16</sup>	-	-	CSC001
Senator 2.5i	10/84-8/87	25E	2490	OHC	228x25x14	QKT133AF	Q90060	C865AF	CCT105
Senator 2.5i	9/87-9/90	25NE	2490	OHC	-	-	-	-	CCT314
Senator 2.6i	9/90-94	C26NE	2594	OHC	240x25x14	QKT1318AF	-	-	CCT314
Senator 3.0i	10/84-8/87	30E	2969	OHC	240x x10	QKT1843AF <sup>13</sup>	-	-	-
Senator 3.0i	9/87-92	30E,C30NE/LE	2969	OHC	240x25x14	QKT1318AF	-	-	CCT314
Senator 3.0i 24V	10/89-94	C30SE	2969	DOHC	240x25x14	QKT1318AF	-	-	CCT314
Sintra 2.2i 16V	3/97-99	X22XE	2198	DOHC	228x25x14	QKT1914AF <sup>12</sup>	-	-	-
Sintra 2.2i 16V	3/97-99	X22XE	2198	DOHC	228x25x14	QKT2165AF <sup>16</sup>	-	-	CSC008
Sintra 2.2 DTi	7/97-99	X22DTH	2198	OHC	228x25x14	QKT1914AF <sup>12</sup>	-	-	-
Sintra 2.2 DTi	7/97-99	X22DTH	2198	OHC	228x25x14	QKT2165AF <sup>16</sup>	-	-	CSC008
Tigra 1.4i 16V	11/94-	X14XE	1389	DOHC	200x18x14	QKT1550AF	Q10082	C1683AF	CCT314
Tigra 1.6i 16V	11/94-	X16XE	1598	DOHC	200x18x14	QKT770AF	Q90295	C1083AF	CCT314

12 2-in-1 Kit (Cover &amp; Plate) - Kit de 2 pieces (Mécánisme &amp; Disque) - Satz enthält nur Automat und Scheibe

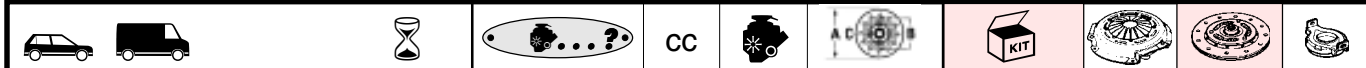
15 Concentric Slave Cylinder - Butée hydraulique concentrique - Hydraulischer Zentralausrücker

16 Kit including Concentric Slave Cylinder - Kit incluant la butée hydraulique - Satz enthält Hydraulischer Zentralausrücker

13 Kit only - Vendu seulement en kit - Nur als Satz Verfügbar

Engine - Moteur - Motor





**... VAUXHALL**

Vectra 1.6i 8V (F13,F23 )	10/95-	X16SZR	1598	OHC	200x18x14	<b>QKT1983AF<sup>12</sup></b>	<b>Q10082</b>	<b>C1683AF</b>	-
Vectra 1.6i 8V (F13 )	10/95-	X16SZR	1598	OHC	200x18x14	<b>QKT2179AF<sup>16</sup></b>	<b>Q10082</b>	<b>C1683AF</b>	<b>CSC003</b>
Vectra 1.6i 8V (F23 )	8/98-	X16SZR	1598	OHC	200x18x14	<b>QKT2180AF<sup>16</sup></b>	<b>Q10082</b>	<b>C1683AF</b>	<b>CSC014</b>
Vectra 1.6i 16V (F13,F23 )	10/95-	X16XEL	1598	DOHC	200x18x14	<b>QKT1913AF<sup>12</sup></b>	<b>Q90295</b>	<b>C1683AF</b>	-
Vectra 1.6i 16V (F13 )	10/95-	X16XEL	1598	DOHC	200x18x14	<b>QKT2181AF<sup>16</sup></b>	<b>Q90295</b>	<b>C1683AF</b>	<b>CSC003</b>
Vectra 1.6i 16V (F23 )	8/98-	X16XEL	1598	DOHC	200x18x14	<b>QKT2182AF<sup>16</sup></b>	<b>Q90295</b>	<b>C1683AF</b>	<b>CSC014</b>
Vectra 1.7 TD	10/95-96	X17TD	1686	OHC	200x20x24	<b>QKT1465AF<sup>16</sup></b>	<b>Q90295</b>	<b>C1048AF</b>	<b>CSC007</b>
Vectra 1.7 TD	10/95-96	X17DT	1686	OHC	200x20x24	<b>QKT1616AF<sup>12</sup></b>	<b>Q90295</b>	<b>C1048AF</b>	-
Vectra 1.8i 16V	10/95-99	X18XE	1796	DOHC	215x20.5x24	<b>QKT1987AF<sup>12</sup></b>	<b>Q10071</b>	<b>C1623AF</b>	-
Vectra 1.8i 16V	10/95-99	X18XE	1796	DOHC	215x20.5x24	<b>QKT2187AF<sup>16</sup></b>	<b>Q10071</b>	<b>C1623AF</b>	<b>CSC007</b>
Vectra 1.8i 16V (F13,F23 )	3/99-	X18XE1	1796	DOHC	205x18.7x14	<b>QKT1986AF<sup>12</sup></b>	-	-	-
Vectra 1.8i 16V (F17 )	3/99-	X18XE1	1796	DOHC	205x18.7x14	<b>QKT2185AF<sup>16</sup></b>	-	-	<b>CSC003</b>
Vectra 1.8i 16V (F23 )	3/99-	X18XE1	1796	DOHC	205x18.7x14	<b>QKT2186AF<sup>16</sup></b>	-	-	<b>CSC014</b>
Vectra 2.0i 16V (F13,F23 )	10/95-	X20XEV	1998	DOHC	215x20.5x24	<b>QKT1987AF<sup>12</sup></b>	<b>Q10071</b>	<b>C1623AF</b>	-
Vectra 2.0i 16V (F18 )	10/95-	X20XEV	1998	DOHC	215x20.5x24	<b>QKT2187AF<sup>16</sup></b>	<b>Q10071</b>	<b>C1623AF</b>	<b>CSC007</b>
Vectra 2.0i 16V (F23 )	8/98-	X20XEV	1998	DOHC	215x20.5x24	<b>QKT2188AF<sup>16</sup></b>	<b>Q10071</b>	<b>C1623AF</b>	<b>CSC014</b>
Vectra 2.0 Di (F18,F23 )	9/96-	X20DTL	1994	OHC	228x20.7x24	<b>QKT1931AF<sup>12</sup></b>	<b>Q10070</b>	<b>C1223AF</b>	-
Vectra 2.0 Di (F18 )	9/96-	X20DTL	1994	OHC	228x20.7x24	<b>QKT2173AF<sup>16</sup></b>	<b>Q10070</b>	<b>C1223AF</b>	<b>CSC007</b>
Vectra 2.0 Di (F18 )	9/96-	X20DTL	1994	OHC	228x20.7x24	<b>QKT2174AF<sup>16</sup></b>	<b>Q10070</b>	<b>C1223AF</b>	<b>CSC014</b>
Vectra 2.0 Di (F23 )	8/98-	X20DTL	1994	OHC	228x20.7x24	<b>QKT2174AF<sup>16</sup></b>	<b>Q10070</b>	<b>C1223AF</b>	<b>CSC014</b>
Vectra 2.0 Di (-eng.17183654)	9/96-	X20DTL	1994	OHC	228x20.7x24	<b>QKT2173AF<sup>16</sup></b>	<b>Q10070</b>	<b>C1223AF</b>	<b>CSC007</b>
Vectra 2.0 DTi (F18 )	8/97-	X20DTH	1994	OHC	228x20.7x24	<b>QKT1931AF<sup>12</sup></b>	<b>Q10070</b>	<b>C1223AF</b>	-
Vectra 2.0 DTi (-eng.17183654)	8/97-	X20DTH	1994	OHC	228x20.7x24	<b>QKT2173AF<sup>16</sup></b>	<b>Q10070</b>	<b>C1223AF</b>	<b>CSC007</b>
Vectra 2.0 DTi (F18 )	8/97-	X20DTH	1994	OHC	228x20.7x24	<b>QKT2173AF<sup>16</sup></b>	<b>Q10070</b>	<b>C1223AF</b>	<b>CSC007</b>
Vectra 2.0 DTi (-eng.17183654)	8/97-	X20DTH	1994	OHC	228x20.7x24	<b>QKT2173AF<sup>16</sup></b>	<b>Q10070</b>	<b>C1223AF</b>	<b>CSC007</b>
Vectra 2.0 DTi (F23 )	8/98-	X20DTH	1994	OHC	-	-	-	-	<b>CSC014<sup>15</sup></b>
Vectra 2.5i V6 24V	10/95-	X25XE	2498	V6	228x25x14	<b>QKT1914AF<sup>12</sup></b>	-	-	-
Vectra 2.5i V6 24V (F25 )	10/95-	X25XE	2498	V6	228x25x14	<b>QKT2165AF<sup>16</sup></b>	-	-	<b>CSC008</b>
Vectra 2.5i V6 24V (F23 )	8/98-	X25XE	2498	V6	228x25x14	<b>QKT2166AF<sup>16</sup></b>	-	-	<b>CSC014</b>
Victor 2.3	1972-76	N23S	2279	OHC	216x25.4x10	<b>QKT203AF</b>	<b>Q10027</b>	<b>C714AF</b>	<b>CCT78</b>
Viva 1.3	9/72-79	DX,DY	1256	OHV	184x19x10	<b>QKT106AF</b>	<b>Q10016</b>	<b>C848AF</b>	<b>CCT53</b>
VX4/90 2.3	1972-76	N23H	2279	OHC	216x25.4x10	<b>QKT203AF</b>	<b>Q10027</b>	<b>C714AF</b>	<b>CCT78</b>
VX2300 2.3	1976-78	N23	2279	OHC	216x25.4x10	<b>QKT203AF</b>	<b>Q10027</b>	<b>C714AF</b>	<b>CCT78</b>
Zafira 1.6i 16V	5/99-	X16XEL	1598	DOHC	200x18x14	<b>QKT1913AF<sup>12</sup></b>	<b>Q90295</b>	<b>C1683AF</b>	-
Zafira 1.6i 16V (F13,F17 )	5/99-	X16XEL	1598	DOHC	200x18x14	<b>QKT2181AF<sup>16</sup></b>	<b>Q90295</b>	<b>C1683AF</b>	<b>CSC003</b>
Zafira 1.6i 16V (F23 )	5/99-	X16XEL	1598	DOHC	200x18x14	<b>QKT2182AF<sup>16</sup></b>	<b>Q90295</b>	<b>C1683AF</b>	<b>CSC014</b>
Zafira 1.8i 16V	5/99-	X18XE1	1799	DOHC	205x18.7x14	<b>QKT1986AF<sup>12</sup></b>	-	-	-
Zafira 1.8i 16V (F13,F17 )	5/99-	X18XE1	1799	DOHC	205x18.7x14	<b>QKT2185AF<sup>16</sup></b>	-	-	<b>CSC003</b>
Zafira 1.8i 16V (F23 )	5/99-	X18XE1	1799	DOHC	205x18.7x14	<b>QKT2186AF<sup>16</sup></b>	-	-	<b>CSC014</b>
Zafira 2.0 Di (F18 )	5/99-	X20DTL	1995	OHC	228x20.7x24	<b>QKT1931AF<sup>12</sup></b>	<b>Q10070</b>	<b>C1223AF</b>	-
Zafira 2.0 Di (F18 )	5/99-	X20DTL	1995	OHC	228x20.7x24	<b>QKT2173AF<sup>16</sup></b>	<b>Q10070</b>	<b>C1223AF</b>	<b>CSC007</b>

**VAUXHALL**

Arena 1.9 D	1/98-	F8Q	1870	OHC	200x x21	<b>QKT2073AF<sup>13</sup></b>	-	-	-
Arena 2.5 D	3/97-	S8U	2499	OHC	215x24.1x21	<b>QKT1537AF</b>	<b>Q90242</b>	-	-
Astra 1.3	1980-7/86	13N,S	1297	OHC	190x18x14	<b>QKT147AF</b>	<b>Q90086</b>	<b>C918AF</b>	<b>CCT105</b>
Astra 1.3	8/86-90	13N,S	1297	OHC	190x18x14	<b>QKT628AF</b>	<b>Q10058</b>	<b>C1044AF</b>	<b>CCT314</b>
Astra 1.4	1989-91	14NV,C14NZ	1389	OHC	190x18x14	<b>QKT628AF</b>	<b>Q10058</b>	<b>C1044AF</b>	<b>CCT314</b>
Astra 1.4i	11/91-94	C14NZ	1389	OHC	190x18x14	<b>QKT628AF</b>	<b>Q10058</b>	<b>C1044AF</b>	<b>CCT314</b>
Astra 1.6	1981-7/86	16S	1598	OHC	200x20x24	<b>QKT299AF</b>	<b>Q90106</b>	<b>C1048AF</b>	<b>CCT258</b>
Astra 1.6	8/86-91	16SV	1598	OHC	200x18x14	<b>QKT375AF</b>	<b>Q10049</b>	<b>C1083AF</b>	<b>CCT314</b>
Astra 1.6i	11/91-10/98	C16NZ,X16SZ	1598	OHC	200x18x14	<b>QKT375AF</b>	<b>Q10049</b>	<b>C1083AF</b>	<b>CCT314</b>
Astra 1.6i (F13,17,23 )	10/98-	X16SZR	1598	OHC	200x18x14	<b>QKT1983AF<sup>12</sup></b>	<b>Q10082</b>	<b>C1683AF</b>	-
Astra 1.6i (F13,17 )	10/98-	X16SZR	1598	OHC	200x18x14	<b>QKT2179AF<sup>16</sup></b>	<b>Q10082</b>	<b>C1683AF</b>	<b>CSC003</b>
Astra 1.6i (F23 )	10/98-	X16SZR	1598	OHC	200x18x14	<b>QKT2180AF<sup>16</sup></b>	<b>Q10082</b>	<b>C1683AF</b>	<b>CSC014</b>
Astra 1.6 D (● -14310804)	1982-89	16DA	1598	OHC	215x20.5x24	<b>QKT352AF</b>	<b>Q90195</b>	<b>C1095AF</b>	<b>CCT258</b>
Astra 1.6 D (● 14310805-14498630)	1985-89	16DA	1598	OHC	200x20x24	<b>QKT315AF</b>	<b>Q90195</b>	<b>C1048AF</b>	<b>CCT258</b>
Astra 1.6 D (● 14498631-)	1985-89	16DA	1598	OHC	200x20x24	<b>QKT611AF</b>	<b>Q10049</b>	<b>C1048AF</b>	<b>CCT331</b>
Astra 1.7 D (F13 )	1989-91	17DA	1699	OHC	200x18x14	<b>QKT375AF</b>	<b>Q10049</b>	<b>C1083AF</b>	<b>CCT314</b>
Astra 1.7 D (F16 )	1989-91	17DA	1699	OHC	200x20x24	<b>QKT350AF</b>	<b>Q10046</b>	<b>C1048AF</b>	<b>CCT331</b>
Astra 1.7 D	11/91-8/94	17D	1699	OHC	200x18x14	<b>QKT375AF</b>	<b>Q10049</b>	<b>C1083AF</b>	<b>CCT314</b>

12 2-in-1 Kit (Cover & Plate) - Kit de 2 pieces (Mécanisme & Disque) - Satz enthält nur Automat und Scheibe  
 13 Kit only - Vendu seulement en kit - Nur als Satz Verfügbar  
 15 Concentric Slave Cylinder - Butée hydraulique concentrique - Hydraulischer Zentralausrücker  
 16 Kit including Concentric Slave Cylinder - Kit incluant la butée hydraulique - Satz enthält Hydraulischer Zentralausrücker



CC



## ... VAUXHALL

Astra 1.7 TD (● -14102108)	8/94-10/98	GM - X17DTL	1699	OHC	200x18x14	<b>QKT375AF</b>	<b>Q10049</b>	<b>C1083AF</b>	<b>CCT314</b>
Astra 1.7 TD (● 14102109-)	8/94-10/98	GM - X17DTL	1699	OHC	200x18x14	<b>QKT770AF</b>	<b>Q90295</b>	<b>C1083AF</b>	<b>CCT314</b>
Astra 1.7 TD (F13,17,23 )	10/98-	X17DTL	1699	OHC	200x18x14	<b>QKT1985AF<sup>12</sup></b>	<b>Q90295</b>	<b>C1083AF</b>	-
Astra 1.7 TD (F13,17 )	10/98-	X17DTL	1699	OHC	200x18x14	<b>QKT2183AF<sup>16</sup></b>	<b>Q90295</b>	<b>C1083AF</b>	<b>CSC003</b>
Astra 1.7 TD (F23 )	10/98-	X17DTL	1699	OHC	200x18x14	<b>QKT2184AF<sup>16</sup></b>	<b>Q90295</b>	<b>C1083AF</b>	<b>CSC014</b>
Astra 2.0 Di (F18 )	10/98-	X20DTL	1994	OHC	228x20.7x24	<b>QKT1931AF<sup>12</sup></b>	<b>Q10070</b>	<b>C1223AF</b>	-
Astra 2.0 Di (F18 )	10/98-	X20DTL	1994	OHC	228x20.7x24	<b>QKT2173AF<sup>16</sup></b>	<b>Q10070</b>	<b>C1223AF</b>	<b>CSC007</b>
Astra 2.0 Di (F23 )	10/98-	X20DTL	1994	OHC	-	-	-	-	<b>CSC014<sup>15</sup></b>
AstraMax 1.3	1985-89	13N,13S	1297	OHC	190x18x14	<b>QKT628AF</b>	<b>Q10058</b>	<b>C1044AF</b>	<b>CCT314</b>
Astra/Max 1.4	1989-94	14NV,C14NZ	1389	OHC	190x18x14	<b>QKT628AF</b>	<b>Q10058</b>	<b>C1044AF</b>	<b>CCT314</b>
Astra/Max 1.6	1985-10/91	16SV	1598	OHC	200x18x14	<b>QKT375AF</b>	<b>Q10049</b>	<b>C1083AF</b>	<b>CCT314</b>
Astra/Max 1.6i	10/91-94	C16NZ	1598	OHC	200x18x14	<b>QKT375AF</b>	<b>Q10049</b>	<b>C1083AF</b>	<b>CCT314</b>
AstraMax 1.6 D (● -14310804)	1985-87	16D,16DA	1598	OHC	215x20.5x24	<b>QKT352AF</b>	<b>Q90195</b>	<b>C1095AF</b>	<b>CCT258</b>
AstraMax 1.6 D (● 14310805-14498630)	1985-87	16D,16DA	1598	OHC	200x20x24	<b>QKT315AF</b>	<b>Q90195</b>	<b>C1048AF</b>	<b>CCT258</b>
AstraMax 1.6 D (● 14498631-)	1987-89	16DA	1598	OHC	200x20x24	<b>QKT350AF</b>	<b>Q10046</b>	<b>C1048AF</b>	<b>CCT331</b>
AstraMax 1.7 D (F13 )	1989-90	17DA	1699	OHC	200x18x14	<b>QKT375AF</b>	<b>Q10049</b>	<b>C1083AF</b>	<b>CCT314</b>
AstraMax 1.7 D (F16 )	1989-90	17DA	1699	OHC	200x20x24	<b>QKT350AF</b>	<b>Q10046</b>	<b>C1048AF</b>	<b>CCT331</b>
Astra/Max 1.7 D	1990-94	17D	1699	OHC	200x18x14	<b>QKT375AF</b>	<b>Q10049</b>	<b>C1083AF</b>	<b>CCT314</b>
Beagle 1.3	8/72-77	13D	1256	OHV	184x19x10	<b>QKT106AF</b>	<b>Q10016</b>	<b>C848AF</b>	<b>CCT53</b>
Brava 2.2 D	1988-90	C223D	2238	OHV	215x25.4x24	<b>QKT1214AF</b>	<b>Q90653</b>	<b>C1542AF</b>	<b>CCT101</b>
Brava 2.2 D 4x4	1988-90	C223D	2238	OHV	215x25.4x24	<b>QKT1214AF</b>	<b>Q90653</b>	<b>C1542AF</b>	<b>CCT101</b>
Brava 2.3	1988-94	AGJB,AHJB,4ZD1	2254	OHV	215x25.4x24	<b>QKT720AF</b>	<b>Q90652</b>	<b>C1542AF</b>	<b>CCT354</b>
Brava 2.3 4x4	1988-94	AGJB,AHJB,4ZD1	2254	OHV	215x25.4x24	<b>QKT720AF</b>	<b>Q90652</b>	<b>C1542AF</b>	<b>CCT354</b>
Brava 2.5 D	1/90-6/90	4JA1	2499	OHV	226x25.4x24	<b>QKT1504AF</b>	<b>Q90758</b>	<b>C1744AF</b>	<b>CCT354</b>
Brava 2.5 D 4x4	1/90-6/90	4JA1	2499	OHV	226x25.4x24	<b>QKT1504AF</b>	<b>Q90758</b>	<b>C1744AF</b>	<b>CCT354</b>
Brava 2.5 TD	1990-	RLE	2499	OHV	226x25.4x24	<b>QKT1504AF</b>	<b>Q90758</b>	<b>C1744AF</b>	<b>CCT354</b>
Brava 2.5 TD 4x4	1990-	RLE	2499	OHV	226x25.4x24	<b>QKT1504AF</b>	<b>Q90758</b>	<b>C1744AF</b>	<b>CCT354</b>
CF 1.8	1971-84	N18Z	1759	OHC	216x25.4x10	<b>QKT203AF</b>	<b>Q10027</b>	<b>C714AF</b>	<b>CCT78</b>
CF 2.1 D (CF280,340,350)	1976-80	-	2064	OHC	241x25.4x10	<b>QKT317AF</b>	<b>Q10020</b>	<b>C882AF</b>	<b>CCT105</b>
CF 2.3 (● -3276768)(Bedford )	1971-12/76	-	2279	OHC	241x25.4x10	<b>QKT217AF</b>	<b>Q10020</b>	<b>C882AF</b>	<b>CCT78</b>
CF 2.3 (● -3276768)(ZF )	1971-12/76	-	2064	OHC	241x25.4x10	<b>QKT317AF</b>	<b>Q10020</b>	<b>C882AF</b>	<b>CCT105</b>
CF 2.3 (● 3276769-)	1977-84	-	2279	OHC	241x25.4x10	<b>QKT318AF</b>	<b>Q10020</b>	<b>C1056AF</b>	<b>CCT105</b>
CF 2.3 D (CF280,340,350)	1980-84	-	2279	OHC	241x25.4x10	<b>QKT317AF</b>	<b>Q10020</b>	<b>C882AF</b>	<b>CCT105</b>
CF 2.5 D (ZF )	1969-76	Perkins	2524	OHV	216x25.4x10	<b>QKT203AF</b>	<b>Q10027</b>	<b>C714AF</b>	<b>CCT78</b>
CF2 2.0	5/84-87	20NZ	1979	OHC	232x28.6x10	<b>QKT701AF</b>	-	<b>C1086AF</b>	<b>CCT105</b>
CF2 2.0	5/84-87	20NZ	1979	OHC	241x25.4x10	<b>QKT381AF</b>	-	<b>C1056AF</b>	<b>CCT105</b>
CF2 2.3 D	5/84-87	23YD	2260	OHC	232x28.6x10	<b>QKT701AF</b>	-	<b>C1086AF</b>	<b>CCT105</b>
CF2 2.3 D	5/84-87	23YD	2260	OHC	240x25.4x10	<b>QKT382AF</b>	-	<b>C1123AF</b>	<b>CCT105</b>
Chevanne 1.3	1976-82	13S	1256	OHV	184x19x10	<b>QKT106AF</b>	<b>Q10016</b>	<b>C848AF</b>	<b>CCT53</b>
Combo 1.4i	10/93-	C14NZ	1389	OHC	190x18x14	<b>QKT628AF</b>	<b>Q10058</b>	<b>C1044AF</b>	<b>CCT314</b>
Combo 1.7 D	10/93-	4EE1	1686	OHC	190x18x14	<b>QKT659AF</b>	<b>Q90295</b>	<b>C1235AF</b>	<b>CCT314</b>
Corsa 1.4i	2/94-00	C14NZ	1389	OHC	190x18x14	<b>QKT628AF</b>	<b>Q10058</b>	<b>C1044AF</b>	<b>CCT314</b>
Corsa 1.7 D	2/94-00	4EE1	1686	OHC	190x18x14	<b>QKT659AF</b>	<b>Q90295</b>	<b>C1235AF</b>	<b>CCT314</b>
Midi 1.8 (96170,96370)	2/85-88	4ZB1	1817	OHV	216x25.4x24	<b>QKT1165AF</b>	<b>Q90594</b>	<b>C1063AF</b>	<b>CCT101</b>
Midi 2.0 (98170,98370)	3/88-94	4ZC1	1994	OHV	215x25.4x24	<b>QKT2207AF</b>	<b>Q90596</b>	<b>C1542AF</b>	<b>CCT101</b>
Midi 2.0 4x4 (94170)	9/88-94	4ZC1	1994	OHV	215x25.4x24	<b>QKT720AF</b>	<b>Q90652</b>	<b>C1542AF</b>	<b>CCT354</b>
Midi 2.0 D (96570,96770)	2/85-88	4FC1	1995	OHC	200x25.4x24	<b>QKT319AF</b>	<b>Q90192</b>	<b>C1062AF</b>	<b>CCT101</b>
Midi 2.0 TD (98670,98870)	3/88-3/90	4FC1T	1995	OHC	215x25.4x24	<b>QKT720AF</b>	<b>Q90652</b>	<b>C1542AF</b>	<b>CCT354</b>
Midi 2.2 D (98570,98770)	3/88-94	4FD1	2189	OHC	215x25.4x24	<b>QKT1505AF</b>	<b>Q90594</b>	<b>C1745AF</b>	<b>CCT101</b>
Midi 2.2 D 4x4 (94570)	6/88-94	4FD1	2189	OHC	215x25.4x24	<b>QKT1739AF</b>	<b>Q90653</b>	<b>C1542AF</b>	<b>CCT354</b>
Midi 2.4 TD (98270)	10/94-97	4FG1-T	2380	OHC	215x25.4x24	<b>QKT1740AF</b>	<b>Q90847</b>	<b>C1745AF</b>	<b>CCT354</b>
Movano 2.5 D	1999-	S8U	2499	OHC	242x x21	<b>QKT2127AF<sup>13</sup></b>	-	-	-
Movano 2.8 DTi	1999-	S9W	2799	OHC	242x x21	<b>QKT2128AF<sup>13</sup></b>	-	-	-
Rascal 970cc	1990-93	F10A	970	OHC	180x20.3x18	<b>QKT618AF</b>	<b>Q90243</b>	<b>C1443AF</b>	<b>CCT311</b>
HA 1.3	8/72-83	13D	1256	OHV	184x19x10	<b>QKT106AF</b>	<b>Q10016</b>	<b>C848AF</b>	<b>CCT53</b>
KB 1.6 (KB25,KB26)	1980-88	G161	1584	OHC	200x25.4x24	<b>QKT319AF</b>	<b>Q90192</b>	<b>C1062AF</b>	<b>CCT101</b>
KB 1.6 4x4 (KB41)	1982-88	G161	1584	OHC	200x25.4x24	<b>QKT319AF</b>	<b>Q90192</b>	<b>C1062AF</b>	<b>CCT101</b>
KB 2.0 D (KB26)	1980-88	C190	1951	OHV	200x25.4x24	<b>QKT319AF</b>	<b>Q90192</b>	<b>C1062AF</b>	<b>CCT101</b>
KB 2.0 D 4x4 (KB41)	1982-88	C190	1951	OHV	200x25.4x24	<b>QKT319AF</b>	<b>Q90192</b>	<b>C1062AF</b>	<b>CCT101</b>
KB 2.2 D	1980-88	C223	2238	OHV	215x25.4x24	<b>QKT1505AF</b>	<b>Q90594</b>	<b>C1745AF</b>	<b>CCT101</b>

## VOLGA

GAZ 24 2.4 (2410,2411)	1980-	-	2446	OHV	225x23x29	<b>QKT1629AF<sup>13</sup></b>	-	-	-
GAZ 31 2.4 (3102,31022,31023,31029)	1995-	-	2446	OHV	225x23x29	<b>QKT1629AF<sup>13</sup></b>	-	-	-
GAZ 33 2.4 (33021)	1995-	-	2446	OHV	225x23x29	<b>QKT1629AF<sup>13</sup></b>	-	-	-

12 2-in-1 Kit (Cover &amp; Plate) - Kit de 2 pieces (Mécanisme &amp; Disque) - Satz enthält nur Automat und Scheibe

13 Kit only - Vendu seulement en kit - Nur als Satz Verfügbar

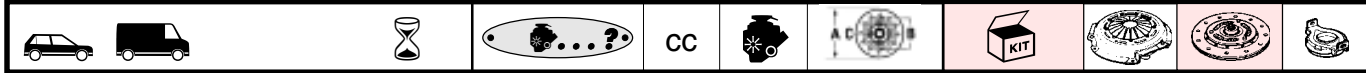
15 Concentric Slave Cylinder - Butée hydraulique concentrique - Hydraulischer Zentralausrücker

16 Kit including Concentric Slave Cylinder - Kit incluant la butée hydraulique - Satz enthält Hydraulischer Zentralausrücker

4 speed gearbox - Boîte à 4 vitesses - 4-Gang Getriebe

5 speed gearbox - Boîte à 5 vitesses - 5-Gang Getriebe

Engine - Moteur - Motor



VOLKSWAGEN									
Beetle 1.2 (● -0674999)	8/65-7/70	D	1192	OHV	180x20x24	<b>KQT165AF</b>	<b>Q130036</b>	<b>C102AF</b>	<b>CCT71</b>
Beetle 1.2 (● 0675000-1455271)	8/65-8/70	D	1192	OHV	180x20x24	<b>KQT166AF</b>	<b>Q130062</b>	<b>C102AF</b>	<b>CCT186</b>
Beetle 1.2 (● 1455272-)	8/70-80	D	1192	OHV	200x20.7x24	<b>KQT1329AF<sup>13</sup></b>	-	-	-
Beetle 1.3	8/70-75	AB,AR	1285	OHV	180x20x24	<b>KQT166AF</b>	<b>Q130062</b>	<b>C102AF</b>	<b>CCT186</b>
Beetle 1.6	8/70-80	AD,AF,AS	1594	OHV	200x20.7x24	<b>KQT1329AF<sup>13</sup></b>	-	-	-
Beetle (1998) 1.6i	11/99-	AWH (74kW)	1595	OHC	215x22.1x28	<b>KQT1489AF</b>	<b>Q90670</b>	<b>C1732AF</b>	<b>CCT408</b>
Beetle (1998) 1.8i 20V Turbo	10/99-	APH,AVC	1781	DOHC	220x22.2x28	<b>KQT1924AF</b>	-	-	<b>CCT408</b>
Beetle (1998) 1.9 TD	11/98-	ALH (66kW)	1896	OHC	220x22.2x28	<b>KQT1928AF</b>	-	-	<b>CCT408</b>
Beetle (1998) 2.0i	11/98-	AEG,AQY	1984	OHC	215x22.1x28	<b>KQT1489AF</b>	<b>Q90670</b>	<b>C1732AF</b>	<b>CCT408</b>
Bora 1.4i 16V (● AHW -195999)	8/98-	AHW (55kW)	1391	DOHC	200x22.1x28	<b>KQT1906AF</b>	-	-	<b>CCT267</b>
Bora 1.4i 16V (● AHW 196000-)	8/98-	AHW (55kW)	1391	DOHC	-	-	-	-	<b>CCT267</b>
Bora 1.4i 16V (● AKQ -259999)	8/98-	AKQ (55kW)	1391	DOHC	200x22.1x28	<b>KQT1906AF</b>	-	-	<b>CCT267</b>
Bora 1.4i 16V (● AKQ 260000-)	8/98-	AKQ (55kW)	1391	DOHC	-	-	-	-	<b>CCT267</b>
Bora 1.4i 16V (● APE -049000)	5/99-	APE (55kW)	1391	DOHC	200x22.1x28	<b>KQT1906AF</b>	-	-	<b>CCT267</b>
Bora 1.4i 16V (● APE 049001-)	5/99-	APE (55kW)	1391	DOHC	-	-	-	-	<b>CCT267</b>
Bora 1.6i	8/98-	AEH,AKL,APF (74kW)	1595	OHC	210x22.1x28	<b>KQT1488AF</b>	<b>Q90695</b>	-	<b>CCT267</b>
Bora 1.8i 20V	8/98-	AGN (92kW)	1781	DOHC	215x22.1x28	<b>KQT1489AF</b>	<b>Q90670</b>	<b>C1732AF</b>	<b>CCT408</b>
Bora 1.8i 20V 4-Motion	8/98-	AGN (92kW)	1781	DOHC	215x22.1x28	<b>KQT1489AF</b>	<b>Q90670</b>	<b>C1732AF</b>	<b>CCT408</b>
Bora 1.8i 20V Turbo	5/00-	AGU (110kW)	1781	DOHC	220x22.2x28	<b>KQT1924AF</b>	-	-	<b>CCT408</b>
Bora 1.9 SDi	9/98-	AGPA,QM (50kW)	1896	OHC	200x20.3x28	<b>KQT2116AF</b>	-	-	<b>CCT267</b>
Bora 1.9 TD	8/98-	AGR,ALH (66kW)	1896	OHC	220x22.2x28	<b>KQT1928AF</b>	-	-	<b>CCT408</b>
Bora 1.9 TD	8/98-	AHF (81kW)	1896	OHC	220x22.2x28	<b>KQT1928AF</b>	-	-	<b>CCT408</b>
Bora 1.9 TD	11/98-	AJM (85kW)	1896	OHC	240x24.2x23	<b>KQT2107AF<sup>13</sup></b>	-	-	-
Bora 2.0i	8/98-	APK,AQY (85kW)	1984	OHC	215x22.1x28	<b>KQT1489AF</b>	<b>Q90670</b>	<b>C1732AF</b>	<b>CCT408</b>
Bora 2.3i V5	9/98-	AGZ (110kW)	2326	V5	220x22.3x28	<b>KQT2039AF</b>	-	-	<b>CCT408</b>
Bora 2.3i V5 4-Motion	1/99-	AGZ (110kW)	2326	V5	240x24.2x23	<b>KQT2107AF<sup>13</sup></b>	-	-	-
Bora 2.8i V6	5/99-	AQP (150kW)	2792	V6	240x24.2x23	<b>KQT2107AF<sup>13</sup></b>	-	-	-
Bora 2.8i V6 4-Motion	5/99-	AQP (150kW)	2792	V6	240x24.2x23	<b>KQT2107AF<sup>13</sup></b>	-	-	-
Corrado 1.8i 16V	10/88-92	KR (102kW)	1781	DOHC	228x22.1x28	<b>KQT718AF</b>	-	-	<b>CCT408</b>
Corrado 1.8i G60	10/88-93	PG (118kW)	1781	DOHC	228x22.1x28	<b>KQT1834AF</b>	-	-	<b>CCT408</b>
Corrado 2.0i (● -380472)	4/93-95	2E (85kW)	1984	OHC	215x22.1x28	<b>KQT784AF</b>	<b>Q90670</b>	-	<b>CCT408</b>
Corrado 2.0i (● 380473-)	4/93-95	2E (85kW)	1984	OHC	228x22.1x28	<b>KQT718AF</b>	-	-	<b>CCT408</b>
Corrado 2.0i	10/94-96	ADY (85kW)	1984	OHC	228x22.1x28	<b>KQT1834AF</b>	-	-	<b>CCT408</b>
Corrado 2.0i 16V	8/91-96	9A (100kW)	1984	DOHC	228x22.1x28	<b>KQT1834AF</b>	-	-	<b>CCT408</b>
Corrado 2.9i VR6 (● -012275)	8/91-96	ABV (140kW)	2861	V6	228x22.1x28	<b>KQT1311AF</b>	-	-	<b>CCT408</b>
Corrado 2.9i VR6 (● 012276-)	8/91-96	ABV (140kW)	2861	V6	228x22.1x28	<b>KQT1836AF<sup>13</sup></b>	-	-	-
Derby 895cc	1/77-81	HA (29kW)	895	OHC	180x20.5x24	<b>KQT138AF</b>	<b>Q90055</b>	<b>C864AF</b>	<b>CCT164</b>
Derby 1.0 (-ch.G023468)	10/81-8/85	GL (29kW)	1043	OHC	180x20.5x24	<b>KQT138AF</b>	<b>Q90055</b>	<b>C864AF</b>	<b>CCT164</b>
Derby 1.0 (ch.G023469-● 456000)	9/85-5/86	GL (29kW)	1043	OHC	180x20.5x24	<b>KQT1128AF</b>	<b>Q90055</b>	<b>C864AF</b>	<b>CCT304</b>
Derby 1.0 (● 456601-460000)	4/86-12/86	GL (29kW)	1043	OHC	190x20.5x24	<b>KQT616AF</b>	<b>Q90246</b>	<b>C1265AF</b>	<b>CCT304</b>
Derby 1.1	4/75-83	HD,HB	1093	OHC	180x20.5x24	<b>KQT138AF</b>	<b>Q90055</b>	<b>C864AF</b>	<b>CCT164</b>
Derby 1.3 (37kW) (A)	1983-84	HW (37kW)	1272	OHC	180x20.5x24	<b>KQT138AF</b>	<b>Q90055</b>	<b>C864AF</b>	<b>CCT164</b>
Derby 1.3 (40kW) (● -054060)	8/83-7/85	HK (40kW)	1272	OHC	180x20.5x24	<b>KQT138AF</b>	<b>Q90055</b>	<b>C864AF</b>	<b>CCT164</b>
Derby 1.3 (40kW) (● 054061-)	8/83-7/85	HK (40kW)	1272	OHC	190x20x24	<b>KQT624AF</b>	<b>Q90246</b>	<b>C972AF</b>	<b>CCT164</b>
Derby 1.3 (40kW) (● -001000)	8/85-89	MH (40kW)	1272	OHC	190x20.5x24	<b>KQT616AF</b>	<b>Q90246</b>	<b>C1265AF</b>	<b>CCT304</b>
Derby 1.3 (40kW) (● 001001-008561)	8/85-89	MH (40kW)	1272	OHC	190x20x24	<b>KQT617AF</b>	<b>Q90246</b>	<b>C972AF</b>	<b>CCT304</b>
Derby 1.3 (40kW) (● 008562-051000)	8/85-89	MH (40kW)	1272	OHC	190x20.5x24	<b>KQT616AF</b>	<b>Q90246</b>	<b>C1265AF</b>	<b>CCT304</b>
Derby 1.3 (40kW) (● 051001-052706)	8/85-89	MH (40kW)	1272	OHC	190x20x24	<b>KQT617AF</b>	<b>Q90246</b>	<b>C972AF</b>	<b>CCT304</b>
Derby 1.3 (40kW) (● 052707-)	8/85-89	MH (40kW)	1272	OHC	190x20.5x24	<b>KQT616AF</b>	<b>Q90246</b>	<b>C1265AF</b>	<b>CCT304</b>
Derby 1.3 (43kW)	1977-82	HJ (43kW)	1272	OHC	180x20.5x24	<b>KQT138AF</b>	<b>Q90055</b>	<b>C864AF</b>	<b>CCT164</b>
Derby 1.3 (43kW) (● -009203)	7/83-8/84	GT (43kW)	1272	OHC	180x20.5x24	<b>KQT138AF</b>	<b>Q90055</b>	<b>C864AF</b>	<b>CCT164</b>
Derby 1.3 (43kW) (● 009204 -016142)	9/84-8/85	GT (43kW)	1272	OHC	190x20x24	<b>KQT624AF</b>	<b>Q90246</b>	<b>C972AF</b>	<b>CCT164</b>
Derby 1.3 (43kW) (● 016143-)	9/85-88	GT (43kW)	1272	OHC	190x20.5x24	<b>KQT616AF</b>	<b>Q90246</b>	<b>C1265AF</b>	<b>CCT304</b>
Derby 1.3 (44kW)	1977-83	HH (44kW)	1272	OHC	180x20.5x24	<b>KQT138AF</b>	<b>Q90055</b>	<b>C864AF</b>	<b>CCT164</b>
Derby 1.3 (55kW)(-ch.G023468)	9/82-8/85	GK (55kW)	1272	OHC	190x20x24	<b>KQT624AF</b>	<b>Q90246</b>	<b>C972AF</b>	<b>CCT164</b>
Derby 1.3 (55kW)(ch.G023469-)	9/85-90	GK (55kW)	1272	OHC	190x20.5x24	<b>KQT616AF</b>	<b>Q90246</b>	<b>C1265AF</b>	<b>CCT304</b>
Golf I 1.1	4/74-83	FA,GG,FJ	1093	OHC	180x20.5x24	<b>KQT138AF</b>	<b>Q90055</b>	<b>C864AF</b>	<b>CCT164</b>
Golf I 1.3	8/79-7/83	GF,GS (44kW)	1272	OHC	180x20.5x24	<b>KQT138AF</b>	<b>Q90055</b>	<b>C864AF</b>	<b>CCT164</b>
Golf I 1.5	4/74-84	FK,GH, FH,JB	1457	OHC	190x20x24	<b>KQT656AF</b>	<b>Q90279</b>	<b>C972AF</b>	<b>CCT267</b>
Golf I 1.5 D	8/76-7/80	CK (37kW)	1471	OHC	190x20x24	<b>KQT656AF</b>	<b>Q90279</b>	<b>C972AF</b>	<b>CCT267</b>
Golf I 1.6	8/75-7/79	FN,FP,FT,FV	1588	OHC	190x20x24	<b>KQT656AF</b>	<b>Q90279</b>	<b>C972AF</b>	<b>CCT267</b>
Golf I 1.6 (A) (●) (J) (S)	2/76-7/84	EE,EF,EJ,EM	1588	OHC	190x20x24	<b>KQT656AF</b>	<b>Q90279</b>	<b>C972AF</b>	<b>CCT267</b>
Golf I 1.6i GTi (● -142999)	6/76-7/80	EG (81kW)	1588	OHC	190x20x24	<b>KQT656AF</b>	<b>Q90279</b>	<b>C972AF</b>	<b>CCT267</b>
Golf I 1.6i GTi (● 142300-)	8/80-8/82	EG (81kW)	1588	OHC	200x20x24	<b>KQT180AF</b>	<b>Q90278</b>	<b>C973AF</b>	<b>CCT267</b>
Golf I 1.6 D (● -095616)	8/80-7/81	CR (40kW)	1588	OHC	190x20x24	<b>KQT656AF</b>	<b>Q90279</b>	<b>C972AF</b>	<b>CCT267</b>
Golf I 1.6 D (● 095617-)	7/81-7/82	CR (40kW)	1588	OHC	200x20x24	<b>KQT655AF</b>	<b>Q90278</b>	<b>C1048AF</b>	<b>CCT267</b>
Golf I 1.6 D	8/82-7/83	JK (40kW)	1588	OHC	200x20x24	<b>KQT655AF</b>	<b>Q90278</b>	<b>C1048AF</b>	<b>CCT267</b>
Golf I 1.6 D Y	8/82-7/83	JK (40kW)	1588	OHC	210x20x24	<b>KQT466AF</b>	<b>Q90153</b>	<b>C1051AF</b>	<b>CCT267</b>
Golf I 1.6 TD	8/81-7/83	CY (51kW)	1588	OHC	200x20x24	<b>KQT655AF</b>	<b>Q90278</b>	<b>C1048AF</b>	<b>CCT267</b>
Golf I 1.6 TD Y	8/81-7/83	CY (51kW)	1588	OHC	210x20x24	<b>KQT466AF</b>	<b>Q90153</b>	<b>C1051AF</b>	<b>CCT267</b>
Golf I 1.7	8/80-84	EN (57kW)	1702	OHC	190x20x24	<b>KQT656AF</b>	<b>Q90279</b>	<b>C972AF</b>	<b>CCT267</b>
Golf I 1.8i GTi	8/82-84	DX, JJ (82kW)	1781	OHC	210x20x24	<b>KQT177AF</b>	<b>Q90153</b>	<b>C999AF</b>	<b>CCT267</b>

13 Kit only - Vendu seulement en kit - Nur als Satz Verfügbar  
 Heavy Duty Version - Version Renforcée - Verstärkte Ausführung  
 Engine - Moteur - Motor



CC



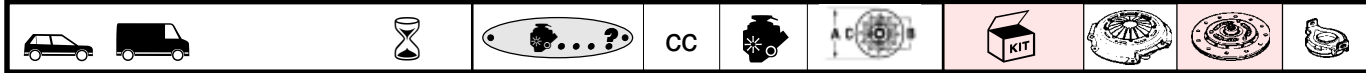
## ... VOLKSWAGEN

Golf I Cabrio 1.3 (-ch.G003000)	8/83-7/86	HK (40kW)	1272	OHC	180x20.5x24	QKT138AF	Q90055	C864AF	CCT164
Golf I Cabrio 1.3 (ch.G003001-)	8/83-7/86	HK (40kW)	1272	OHC	190x20.5x24	QKT616AF	Q90246	C1265AF	CCT304
Golf I Cabrio 1.5	1/79-7/83	JB (51kW)	1457	OHC	190x20x24	QKT656AF	Q90279	C972AF	CCT267
Golf I Cabrio 1.6	8/83-8/93	HN,EW,RE	1595	OHC	190x20x24	QKT656AF	Q90279	C972AF	CCT267
Golf I Cabrio 1.6i (● -142999)	7/79-7/80	EG (81kW)	1588	OHC	190x20x24	QKT656AF	Q90279	C972AF	CCT267
Golf I Cabrio 1.6i (● 143000-)	8/80-7/82	EG (81kW)	1588	OHC	200x20x24	QKT180AF	Q90278	C973AF	CCT267
Golf I Cabrio 1.8 (-ch.E002554)	8/83-9/83	EX (66kW)	1781	OHC	200x20x24	QKT180AF	Q90278	C973AF	CCT267
Golf I Cabrio 1.8 (ch.E002555-)	9/83-8/93	EX (66kW)	1781	OHC	210x20x24	QKT177AF	Q90153	C999AF	CCT267
Golf I Cabrio 1.8	8/89-8/93	2H (72kW)	1781	OHC	210x20x24	QKT177AF	Q90153	C999AF	CCT267
Golf I Cabrio 1.8i	8/83-8/93	DX,JH,KT	1781	OHC	210x20x24	QKT177AF	Q90153	C999AF	CCT267
Golf II 1.0 (33kW)	8/83-7/85	GN (33kW)	1043	OHC	180x20.5x24	QKT138AF	Q90055	C864AF	CCT164
Golf II 1.0 (37kW)(-ch.G160000)	1/85-86	HZ (37kW)	1043	OHC	190x20x24	QKT615AF	Q90236	C972AF	CCT164
Golf II 1.0 (37kW)(ch.G160001-)	1986-10/91	HZ (37kW)	1043	OHC	190x20.5x24	QKT616AF	Q90246	C1265AF	CCT304
Golf II 1.3 (37kW) (A)	8/83-7/85	HW (37kW)	1272	OHC	180x20.5x24	QKT138AF	Q90055	C864AF	CCT164
Golf II 1.3 (37kW) (A)	8/85-12/87	NU (37kW)	1272	OHC	190x20.5x24	QKT616AF	Q90246	C1265AF	CCT304
(● -001000,001362-)									
Golf II 1.3 (37kW) (A)	8/85-12/87	NU (37kW)	1272	OHC	190x20x24	QKT617AF	Q90246	C972AF	CCT304
(● 001001-001361)									
Golf II 1.3 (40kW)(-Cat)	8/83-7/85	HK (40kW)	1272	OHC	180x20.5x24	QKT138AF	Q90055	C864AF	CCT164
Golf II 1.3 (40kW)(-Cat)	8/85-88	MH (40kW)	1272	OHC	190x20.5x24	QKT616AF	Q90246	C1265AF	CCT304
(● -001000,008562-051000,052707-)									
Golf II 1.3 (40kW)(-Cat)	8/85-88	MH (40kW)	1272	OHC	190x20x24	QKT617AF	Q90246	C972AF	CCT304
(● 001001-008561,051001-052706)									
Golf II 1.3 (40kW)(-Cat)	1989-7/92	2G (40kW)	1272	OHC	190x20.5x24	QKT616AF	Q90246	C1265AF	CCT304
Golf II 1.3 (40kW)(+Cat)	3/86-7/92	NZ (40kW)	1272	OHC	190x20.5x24	QKT616AF	Q90246	C1265AF	CCT304
Golf II 1.3 (43kW)(-ch.009203)	8/83-9/84	GT (43kW)	1272	OHC	180x20.5x24	QKT138AF	Q90055	C864AF	CCT164
Golf II 1.3 (43kW)(ch.009204-G160000)	9/84-10/86	GT (43kW)	1272	OHC	190x20x24	QKT615AF	Q90236	C972AF	CCT164
Golf II 1.3 (43kW)(ch.G160001-)	9/84-10/86	GT (43kW)	1272	OHC	190x20.5x24	QKT616AF	Q90246	C1265AF	CCT304
Golf II 1.6	8/83-7/92	EZ,HM,PN,RF,ABN	1595	OHC	190x20x24	QKT656AF	Q90279	C972AF	CCT267
Golf II 1.6 D	8/83-7/89	JP,ME (40kW)	1588	OHC	200x20x24	QKT655AF	Q90278	C1048AF	CCT267
Golf II 1.6 D Y	8/83-7/89	JP,ME (40kW)	1588	OHC	210x20x24	QKT466AF	Q90153	C1051AF	CCT267
Golf II 1.6 D	8/89-11/91	JP,ME (40kW)	1588	OHC	200x20x24	QKT792AF	Q90672	C1048AF	CCT267
Golf II 1.6 D Y	8/89-11/91	JP,ME (40kW)	1588	OHC	210x20.5x24	QKT672AF	Q90153	C1194AF	CCT267
Golf II 1.6 TD	8/83-7/89	JR,MF (51kW)	1588	OHC	200x20x24	QKT655AF	Q90278	C1048AF	CCT267
Golf II 1.6 TD Y	8/83-7/89	JR,MF (51kW)	1588	OHC	210x20x24	QKT466AF	Q90153	C1051AF	CCT267
Golf II 1.6 TD	4/89-10/91	RA,SB (59kW)	1588	OHC	210x20.5x24	QKT672AF	Q90153	C1194AF	CCT267
Golf II 1.6 TD	8/89-7/92	JR,MF,1V	1588	OHC	200x20x24	QKT792AF	Q90672	C1048AF	CCT267
Golf II 1.6 TD Y	8/89-7/92	JR,MF,1V	1588	OHC	210x20.5x24	QKT672AF	Q90153	C1194AF	CCT267
Golf II 1.8 (62kW)	8/86-7/90	RH (62kW)	1781	OHC	210x20x24	QKT177AF	Q90153	C999AF	CCT267
Golf II 1.8 (66kW-GX)(● -006138)	1984-7/85	GX (66kW)	1781	OHC	200x20x24	QKT180AF	Q90278	C973AF	CCT267
Golf II 1.8 (66kW-GX)(● 006139-)	8/85-10/87	GX (66kW)	1781	OHC	210x20x24	QKT177AF	Q90153	C999AF	CCT267
Golf II 1.8 (66kW-GU)	1984-10/91	GU (66kW)	1781	OHC	210x20x24	QKT177AF	Q90153	C999AF	CCT267
Golf II 1.8 (66kW) (S)	8/86-7/90	HV (66kW)	1781	OHC	210x20x24	QKT177AF	Q90153	C999AF	CCT267
Golf II 1.8 Syncro	11/85-9/91	GU,GX,RH	1781	OHC	210x20x24	QKT177AF	Q90153	C999AF	CCT267
Golf II 1.8i (66kW)	4/84-7/87	RP (66kW)	1781	OHC	210x20x24	QKT177AF	Q90153	C999AF	CCT267
Golf II 1.8i (77kW)	4/84-7/92	RV (77kW)	1781	OHC	210x20x24	QKT177AF	Q90153	C999AF	CCT267
Golf II 1.8i GTi 8V	1/84-7/88	EV,GZ (82kW)	1781	OHC	210x20x24	QKT177AF	Q90153	C999AF	CCT267
Golf II 1.8i GTi 8V	8/85-10/91	PB,PF,RD,RG	1781	OHC	210x20x24	QKT177AF	Q90153	C999AF	CCT267
Golf II 1.8i GTi 16V	10/85-10/91	KR,PL	1781	DOHC	210x22x28	QKT1065AF	Q90153	C1624AF	CCT267
Golf II 1.8i G60	10/89-7/91	PG (118kW)	1781	OHC	228x22.1x28	QKT1834AF	-	-	CCT408
Golf II 1.8i G60 Syncro	8/90-9/91	PG (118kW)	1781	OHC	228x22.1x28	QKT1834AF	-	-	CCT408
Golf II 1.8i G60 Rallye Syncro	4/89-12/89	1H (118kW)	1781	OHC	228x22.1x28	QKT1834AF	-	-	CCT408
Golf III 1.4i	11/91-6/95	ABD (44kW)	1391	OHC	190x20.5x24	QKT616AF	Q90246	C1265AF	CCT304
Golf III 1.4i	7/95-98	AEX,APQ (44kW)	1391	OHC	190x20.4x24	QKT1889AF	-	-	CCT267
Golf III 1.6i (55kW)(+Cat)	9/92-9/94	ABU (55kW)	1598	OHC	200x20.5x24	QKT799AF	Q90283	C1192AF	CCT304
Golf III 1.6i (55kW)(-Cat)(CNU )	10/94-7/95	AEA (55kW)	1595	OHC	200x20.5x24	QKT799AF	Q90283	C1192AF	CCT304
Golf III 1.6i (55kW)(-Cat)(CHV )	10/94-98	AEA,AEE (55kW)	1595	OHC	200x20x24	QKT793AF	Q90674	C1048AF	CCT267
Golf III 1.6i (74kW)	10/94-98	AEK,AFT,AKS (74kW)	1595	OHC	200x20x24	QKT793AF	Q90674	C1048AF	CCT267
Golf III 1.8i (55kW)(● -288906)	11/91-11/92	AAM (55kW)	1781	OHC	210x20x24	QKT177AF	Q90153	C999AF	CCT267
Golf III 1.8i (55kW)(● 288907-)	11/92-98	AAM (55kW)	1781	OHC	210x20.5x24	QKT1603AF	Q90685	C1660AF	CCT267
Golf III 1.8i (66kW)(● -488100)	11/91-11/92	ABS (66kW)	1781	OHC	210x20x24	QKT177AF	Q90153	C999AF	CCT267
Golf III 1.8i (66kW)(● 488101-)	11/92-9/94	ABS (66kW)	1781	OHC	210x20.5x24	QKT1603AF	Q90685	C1660AF	CCT267
Golf III 1.8i (66kW)	10/94-98	ADZ (66kW)	1781	OHC	210x20.5x24	QKT1603AF	Q90685	C1660AF	CCT267
Golf III 1.8i (66kW) (S)	10/94-98	ACC (66kW)	1781	OHC	210x20.5x24	QKT1603AF	Q90685	C1660AF	CCT267
Golf III 1.8i (66kW) Syncro 4x4	1/93-97	ABS,ADZ (66kW)	1781	OHC	215x22.1x28	QKT784AF	Q90670	C1631AF	CCT408
Golf III 1.9 D (● -301956)	11/91-9/93	1Y (48kW)	1896	OHC	200x20x24	QKT792AF	Q90672	C1048AF	CCT267
Golf III 1.9 D (● 301957-)	9/93-98	1Y (48kW)	1896	OHC	200x20x24	QKT793AF	Q90674	C1048AF	CCT267
Golf III 1.9 D Ecomatic	8/93-6/95	1Y (48kW)	1896	OHC	210x20.5x24	QKT1583AF	Q90685	C1194AF	CCT267
Golf III 1.9 D Ecomatic	7/95-97	1Y (48kW)	1896	OHC	200x20x24	QKT793AF	Q90674	C1048AF	CCT267
Golf III 1.9 SDi	7/95-98	AEY	1896	OHC	200x20x24	QKT793AF	Q90674	C1048AF	CCT267
Golf III 1.9 SDi Ecomatic	7/95-97	AEY	1896	OHC	210x20.5x24	QKT1583AF	Q90685	C1194AF	CCT267

Y Heavy Duty Version - Version Renforcée - Verstärkte Ausführung

Gearbox - Boîte de vitesses - Getriebe

● Engine - Moteur - Motor



**... VOLKSWAGEN**

Golf III 1.9 TDi (55kW) (● -274103)	11/91-11/92	AAZ (55kW)	1896	OHC	210x20.5x24	QKT672AF	Q90153	C1194AF	CCT267
Golf III 1.9 TDi (55kW) (● 274104-)	11/92-98	AAZ (55kW)	1896	OHC	210x20.5x24	QKT1583AF	Q90685	C1194AF	CCT267
Golf III 1.9 TDi (66kW)	10/93-7/96	1Z (66kW)	1896	OHC	228x22.1x28	QKT1834AF	-	-	CCT408
Golf III 1.9 TDi (66kW)	8/96-98	AHU,ALE(66kW)	1896	OHC	228x22.1x28	QKT1834AF	-	-	CCT408
Golf III 1.9 TDi (81kW)	5/96-98	AFN (81kW)	1896	OHC	220x22.2x28	QKT1928AF	-	-	CCT408
Golf III 1.9 TDi Syncro	3/95-97	1Z,AHU	1896	OHC	228x22.1x28	QKT1834AF	-	-	CCT408
Golf III 2.0i (● -306243)	11/91-94	2E (85kW)	1984	OHC	210x22x28	QKT1065AF	Q90153	C1624AF	CCT267
Golf III 2.0i (● 306244-)	11/91-94	2E (85kW)	1984	OHC	210x22x28	QKT1533AF	Q90695	C1624AF	CCT267
Golf III 2.0i	10/94-98	ADY,AEP,AGG,AKR	1984	OHC	210x22.1x28	QKT1937AF	-	-	CCT267
Golf III 2.0i GTi 8V (● -306243)	11/91-9/94	2E (85kW)	1985	OHC	210x22x28	QKT1065AF	Q90153	C1624AF	CCT267
Golf III 2.0i GTi 8V (● 306244-)	11/91-9/94	2E (85kW)	1984	OHC	210x22x28	QKT1533AF	Q90695	C1624AF	CCT267
Golf III 2.0i GTi 8V	10/94-98	ADY,AEP,AGG,AKR	1984	OHC	210x22.1x28	QKT1937AF	-	-	CCT267
Golf III 2.0i GTi 16V	3/92-98	ABF (105kW)	1984	DOHC	228x22.1x28	QKT718AF	-	-	CCT408
Golf III 2.0i Syncro	7/95-97	AGG (85kW)	1984	OHC	228x22.1x28	QKT1834AF	-	-	CCT408
Golf III 2.8i VR6	1/92-6/94	AAA (128kW)	2792	V6	228x22.1x28	QKT1311AF	-	-	CCT408
Golf III 2.8i VR6	7/94-98	AAA (128kW)	2792	V6	228x22.1x28	QKT1836AF <sup>13</sup>	-	-	-
Golf III 2.9i VR6 Syncro 4x4	10/94-97	ABV	2861	V6	228x22.1x28	QKT1836AF <sup>13</sup>	-	-	-
Golf III Cabrio 1.6i	10/94-	AEK,AFT,AKS	1598	OHC	200x20x24	QKT793AF	Q90674	C1048AF	CCT267
Golf III Cabrio 1.8i (55kW)	10/94-98	AAM,ANN,ANP	1781	OHC	210x20.5x24	QKT1603AF	Q90685	C1660AF	CCT267
Golf III Cabrio 1.8i (66kW)	9/93-	ABS,ADZ	1781	OHC	210x20.5x24	QKT1603AF	Q90685	C1660AF	CCT267
Golf III Cabrio 1.9 TDi (66kW)	3/95-	1Z,AHU,ALE(66kW)	1896	OHC	228x22.1x28	QKT1834AF	-	-	CCT408
Golf III Cabrio 1.9 TDi (81kW)	10/96-	AFN (81kW)	1896	OHC	220x22.2x28	QKT1928AF	-	-	CCT408
Golf III Cabrio 2.0i	9/93-	2E,ADY,AGG,AKR	1984	OHC	210x22.1x28	QKT1937AF	-	-	CCT267
Golf IV 1.4i 16V (● AHW -195999)	10/97-	AHW (55kW)	1391	OHC	200x22.1x28	QKT1906AF	-	-	CCT267
Golf IV 1.4i 16V (● AHW 196000-)	10/97-	AHW (55kW)	1391	DOHC	-	-	-	-	CCT267
Golf IV 1.4i 16V (● AKQ -259999)	10/97-	AKQ (55kW)	1391	DOHC	200x22.1x28	QKT1906AF	-	-	CCT267
Golf IV 1.4i 16V (● AKQ 260000-)	10/97-	AKQ (55kW)	1391	DOHC	-	-	-	-	CCT267
Golf IV 1.4i 16V (● APE -049000)	5/99-	APE (55kW)	1391	DOHC	200x22.1x28	QKT1906AF	-	-	CCT267
Golf IV 1.4i 16V (● APE 049001-)	5/99-	APE (55kW)	1391	DOHC	-	-	-	-	CCT267
Golf IV 1.6i	10/97-	AEH,AKL,APF (74kW)	1595	OHC	210x22.1x28	QKT1488AF	Q90695	-	CCT267
Golf IV 1.8i 20V	10/97-	AGN (92kW)	1781	DOHC	215x22.1x28	QKT1489AF	Q90670	C1732AF	CCT408
Golf IV 1.8i 20V 4-Motion	10/97-	AGN (92kW)	1781	DOHC	215x22.1x28	QKT1489AF	Q90670	C1732AF	CCT408
Golf IV 1.8i 20V Turbo	10/97-	AGU (110kW)	1781	DOHC	220x22.2x28	QKT1924AF	-	-	CCT408
Golf IV 1.9 SDi	10/97-	AGP,AQM (50kW)	1896	OHC	200x20.3x28	QKT2116AF	-	-	CCT267
Golf IV 1.9 TDi (66kW)	10/97-	AGR,ALH (66kW)	1896	OHC	220x22.2x28	QKT1928AF <sup>13</sup>	-	-	-
Golf IV 1.9 TDi (81kW)	10/97-	AHF (81kW)	1896	OHC	220x22.2x28	QKT1928AF <sup>13</sup>	-	-	-
Golf IV 1.9 TDi (85kW)	8/98-	AJM (85kW)	1896	OHC	240x24.2x23	QKT2107AF <sup>13</sup>	-	-	-
Golf IV 2.0i	11/98-	APK,AQY (85kW)	1984	OHC	215x22.1x28	QKT1489AF	Q90670	C1732AF	CCT408
Golf IV 2.3i V5	10/97-	AGZ (110kW)	2326	V5	220x22.3x28	QKT2039AF	-	-	CCT408
Golf IV 2.3i V5 4-Motion	11/98-	AGZ (110kW)	2326	V5	240x24.2x23	QKT2107AF <sup>13</sup>	-	-	-
Golf IV 2.8i V6	5/99-	AQP (150kW)	2792	V6	240x24.2x23	QKT2107AF	-	-	-
Golf IV 2.8i V6 4-Motion	5/99-	AQP (150kW)	2792	V6	240x24.2x23	QKT2107AF	-	-	-
Jetta 1.1	8/79-83	GG (37kW)	1093	OHC	180x20.5x24	QKT138AF	Q90055	C864AF	CCT164
Jetta 1.3 (37kW) (A)	8/83-7/85	HW (37kW)	1272	OHC	180x20.5x24	QKT138AF	Q90055	C864AF	CCT164
Jetta 1.3 (37kW) (A) (● -001000,001362-)	8/85-12/87	NU (37kW)	1272	OHC	190x20.5x24	QKT616AF	Q90246	C1265AF	CCT304
Jetta 1.3 (37kW) (A) (● 001001-001361)	8/85-12/87	NU (37kW)	1272	OHC	190x20x24	QKT617AF	Q90246	C972AF	CCT304
Jetta 1.3 (40kW)(-Cat)	8/83-7/85	HK (40kW)	1272	OHC	180x20.5x24	QKT138AF	Q90055	C864AF	CCT164
Jetta 1.3 (40kW)(-Cat) (● -001000,008562-051000,052707-)	8/85-88	MH (40kW)	1272	OHC	190x20.5x24	QKT616AF	Q90246	C1265AF	CCT304
Jetta 1.3 (40kW)(-Cat) (● 001001-008561,051001-052706)	8/85-88	MH (40kW)	1272	OHC	190x20x24	QKT617AF	Q90246	C972AF	CCT304
Jetta 1.3 (40kW)(-Cat)	1989-7/92	2G (40kW)	1272	OHC	190x20.5x24	QKT616AF	Q90246	C1265AF	CCT304
Jetta 1.3 (40kW)(+Cat)	3/86-7/92	NZ (40kW)	1272	OHC	190x20.5x24	QKT616AF	Q90246	C1265AF	CCT304
Jetta 1.3 (43kW)(-ch.009203)	8/83-9/84	GT (43kW)	1272	OHC	180x20.5x24	QKT138AF	Q90055	C864AF	CCT164
Jetta 1.3 (43kW)(ch.009204-G160000)	9/84-10/86	GT (43kW)	1272	OHC	190x20x24	QKT615AF	Q90236	C972AF	CCT164
Jetta 1.3 (43kW)(ch.G160001-)	9/84-10/86	GT (43kW)	1272	OHC	190x20.5x24	QKT616AF	Q90246	C1265AF	CCT304
Jetta 1.5	8/78-7/83	GH,JB(48kW)	1457	OHC	190x20x24	QKT656AF	Q90279	C972AF	CCT267
Jetta 1.6	8/78-7/83	FR,EM,EJ	1588	OHC	190x20x24	QKT656AF	Q90279	C972AF	CCT267
Jetta 1.6	8/83-92	EZ,HH,HN,PN,RF,ABN	1595	OHC	190x20x24	QKT656AF	Q90279	C972AF	CCT267
Jetta 1.6i (● -143000)	8/78-7/80	EG (81kW)	1588	OHC	190x20x24	QKT656AF	Q90279	C972AF	CCT267
Jetta 1.6i (● 143001-)	8/80-7/82	EG (81kW)	1588	OHC	200x20x24	QKT180AF	Q90278	C973AF	CCT267
Jetta 1.6 D	8/80-7/89	CR,JK,JP (40kW)	1588	OHC	200x20x24	QKT655AF	Q90278	C1048AF	CCT267
Jetta 1.6 D Y	8/82-7/89	JK,JP (40kW)	1588	OHC	210x20x24	QKT466AF	Q90153	C1051AF	CCT267
Jetta 1.6 D	8/89-92	JP,ME (40kW)	1588	OHC	200x20x24	QKT792AF	Q90672	C1048AF	CCT267
Jetta 1.6 D Y	8/89-92	JP,ME (40kW)	1588	OHC	210x20.5x24	QKT672AF	Q90153	C1194AF	CCT267

13 Kit only - Vendu seulement en kit - Nur als Satz Verfügbar  
 Heavy Duty Version - Version Renforcée - Verstärkte Ausführung  
 Gearbox - Boîte de vitesse - Getriebe



CC



## ... VOLKSWAGEN

Jetta 1.6 TD	3/82-7/89	CY,JR (51kW)	1588	OHC	200x20x24	QKT655AF	Q90278	C1048AF	CCT267
Jetta 1.6 TD Y	3/82-7/89	CY,JR (51kW)	1588	OHC	210x20x24	QKT466AF	Q90153	C1051AF	CCT267
Jetta 1.6 TD	4/89-10/91	RA,SB (59kW)	1588	OHC	210x20.5x24	QKT672AF	Q90153	C1194AF	CCT267
Jetta 1.6 TD	8/89-92	JR,MF,1V	1588	OHC	200x20x24	QKT792AF	Q90672	C1048AF	CCT267
Jetta 1.6 TD Y	8/89-92	JR,MF,1V	1588	OHC	210x20.5x24	QKT672AF	Q90153	C1194AF	CCT267
Jetta 1.7	8/80-7/84	EN (57kW)	1702	OHC	190x20x24	QKT656AF	Q90279	C972AF	CCT267
Jetta 1.8 (● -006138)	8/84-85	GX (66kW)	1781	OHC	200x20x24	QKT180AF	Q90278	C973AF	CCT267
Jetta 1.8 (● 006139-)	1985-10/87	GX (66kW)	1781	OHC	210x20x24	QKT177AF	Q90153	C999AF	CCT267
Jetta 1.8	8/84-92	GU,GX,HV,RH,RP	1781	OHC	210x20x24	QKT177AF	Q90153	C999AF	CCT267
Jetta 1.8 Syncro	11/85-91	GU,1P	1781	OHC	210x20x24	QKT177AF	Q90153	C999AF	CCT267
Jetta 1.8i	8/82-84	DX,JJ (82kW)	1781	OHC	210x20x24	QKT177AF	Q90153	C999AF	CCT267
Jetta 1.8i GTi 8V	8/84-92	EV,GZ,PB,PFRD,RG	1781	OHC	210x20x24	QKT177AF	Q90153	C999AF	CCT267
Jetta 1.8i GTi 16V	2/86-10/91	KR,PL	1781	DOHC	210x22x28	QKT1065AF	Q90153	C1624AF	CCT267
Lupo 1.0i (-ch.6XY041002)	10/98-	AER,ALD,ALL,ANV	999	OHC	190x20.5x24	QKT616AF	Q90246	C1265AF	CCT304
Lupo 1.0i (ch.6XY041003-)	10/98-	AER,ALD,ALL,ANV,AUC	999	OHC	-	-	Q90246	-	CCT304
Lupo 1.0i (ⓐ ⓑ)	10/98-4/00	AHT	992	OHV	190	QKT2054AF <sup>13</sup>	-	-	-
Lupo 1.2 TD	5/99-	ANY (45kW)	1191	OHC	200x20.7x24	QKT2091AF	-	-	CCT304
Lupo 1.4i 16V (55kW)	10/98-	AKQ,APE,AHW	1391	DOHC	200x20.5x24	QKT799AF	Q90283	C1192AF	CCT304
Lupo 1.4i 16V (74kW)	10/98-	ANM,AQQ,AFK	1391	OHC	200x20.5x24	QKT799AF	Q90283	C1192AF	CCT304
Lupo 1.4 TD	5/99-	AMF (55kW)	1422	OHC	-	-	-	-	CCT408
Lupo 1.7 SDi	10/98-	AKU (42kW)	1714	OHC	190x20.4x24	QKT1800AF <sup>13</sup>	-	-	-
<b>Passat I (32/33) .....</b>	<b>1973-80</b>								
Passat I 1.3	5/72-7/78	ZA,ZF	1297	OHC	190x20x24	QKT156AF	Q90048	C972AF	CCT186
Passat I 1.3	8/78-80	FY,FZ	1272	OHC	190x20x24	QKT183AF	Q90171	C972AF	CCT186
Passat I 1.5	5/72-76	FF,FL,YJ,ZB,ZC	1470	OHC	190x20x24	QKT156AF	Q90048	C972AF	CCT186
Passat I 1.5 D	8/78-7/80	CK (37kW)	1471	OHC	190x20x24	QKT156AF	Q90048	C972AF	CCT186
Passat I 1.6	9/75-80	YN,YP,YT,YU,YY	1588	OHC	190x20x24	QKT156AF	Q90048	C972AF	CCT186
Passat I 1.6	9/75-80	DT,JU,RL,WV	1588	OHC	190x20x24	QKT156AF	Q90048	C972AF	CCT186
Passat I 1.6	2/76-7/83	FS,WP,WY	1588	OHC	190x20x24	QKT156AF	Q90048	C972AF	CCT186
Passat I 1.6 (ⓐ ⓑ)	9/75-7/81	YG,YH,YK	1588	OHC	200x20x24	QKT211AF	Q90048	C939AF	CCT186
Passat I 1.6i	1976-7/80	YS (81kW)	1588	OHC	200x20x24	QKT211AF	Q90048	C939AF	CCT186
<b>Passat II (32B) .....</b>	<b>1980-88</b>								
Passat II 1.3	1980-7/83	FY,FZ	1272	OHC	190x20x24	QKT183AF	Q90171	C972AF	CCT186
Passat II 1.3	8/83-7/86	EP,EU (44kW)	1272	OHC	190x20x24	QKT156AF	Q90048	C972AF	CCT186
Passat II 1.3	8/86-3/88	EP (44kW)	1272	OHC	200x20x24	QKT211AF	Q90048	C939AF	CCT186
Passat II 1.3 Y	8/86-3/88	EP (44kW)	1272	OHC	210x20x24	QKT303AF	Q90157	C914AF	CCT186
Passat II 1.6	1980-7/83	FS,WP,WY	1588	OHC	190x20x24	QKT156AF	Q90048	C972AF	CCT186
Passat II 1.6	1980-82	YN,YP,YT,YU,YY	1588	OHC	190x20x24	QKT156AF	Q90048	C972AF	CCT186
Passat II 1.6	1980-7/86	DT,JU,RL,WV	1588	OHC	190x20x24	QKT156AF	Q90048	C972AF	CCT186
Passat II 1.6	8/86-3/88	DT,JU,PP,RL	1595	OHC	200x20x24	QKT211AF	Q90048	C939AF	CCT186
Passat II 1.6 D	8/80-7/86	CR,JK (40kW)	1588	OHC	190x20x24	QKT156AF	Q90048	C972AF	CCT186
Passat II 1.6 D	8/86-3/88	JK (40kW)	1588	OHC	200x20x24	QKT211AF	Q90048	C939AF	CCT186
Passat II 1.6 TD	12/81-7/88	CY (51kW)	1588	OHC	200x20x24	QKT211AF	Q90048	C939AF	CCT186
Passat II 1.6 TD Y	9/82-7/88	CY (51kW)	1588	OHC	210x20x24	QKT303AF	Q90157	C914AF	CCT186
Passat II 1.8 (64kW)	2/86-3/88	RM (62kW)	1781	OHC	210x20x24	QKT303AF	Q90157	C914AF	CCT186
Passat II 1.8 (66kW)	1/83-3/88	DS,JN,JV (66kW)	1781	OHC	210x20x24	QKT303AF	Q90157	C914AF	CCT186
Passat II 1.8 Syncro	1/86-3/88	DS,JN (66kW)	1781	OHC	228x20.4x24	QKT1341AF	-	-	CCT186
Passat II 1.8i	12/83-86	DZ (82kW)	1781	OHC	210x20x24	QKT303AF	Q90157	C914AF	CCT186
Passat II 1.9	10/80-83	WN (55kW)	1921	OHC	215x20.5x24	QKT210AF	Q90052	C915AF	CCT186
Passat II 2.0 (5 cyl.)(-ch.32H400000)	8/83-87	HP,JS (85kW)	1994	OHC	215x20.5x24	QKT210AF	Q90052	C915AF	CCT186
Passat II 2.0 (5 cyl.) (ch.32J000001-)	1987-3/88	HP,JS (85kW)	1994	OHC	228x20.5x24	QKT305AF	Q90165	C1007AF	CCT186
Passat II 2.0 Syncro 4x4 (5 cyl.)	8/84-3/88	HP,JS (85kW)	1994	OHC	228x20.5x24	QKT305AF	Q90165	C1007AF	CCT186
Passat II 2.2	8/80-7/83	WE (85kW)	2144	OHC	215x20.5x24	QKT210AF	Q90052	C915AF	CCT186
Passat II 2.2	1/85-3/88	HY,KV,KX	2226	OHC	228x20.5x24	QKT305AF	Q90165	C1007AF	CCT186
Passat II 2.2 Syncro 4x4	8/84-3/88	HY,JT	2226	OHC	228x20.5x24	QKT305AF	Q90165	C1007AF	CCT186
<b>Passat III (35I) .....</b>	<b>1988-96</b>								
Passat III 1.6	4/88-7/89	RF (53kW)	1595	OHC	200x22x28	QKT713AF	Q90288	C1147AF	CCT408
Passat III 1.6	4/88-92	ABN,EZ,1F (55kW)	1595	OHC	200x22x28	QKT713AF	Q90288	C1147AF	CCT408
Passat III 1.6i	10/94-97	AEK,AFT (74kW)	1595	OHC	215x22.1x28	QKT784AF	Q90670	C1631AF	CCT408
Passat III 1.6 TD	8/88-9/93	RA,SB (59kW)	1588	OHC	215x22.1x28	QKT784AF	Q90670	C1631AF	CCT408
Passat III 1.8i	4/88-7/91	PB,PF,RP	1781	OHC	215x22.1x28	QKT784AF	Q90670	C1631AF	CCT408
Passat III 1.8i	8/90-97	AAM,ABS,ADZ	1781	OHC	215x22.1x28	QKT784AF	Q90670	C1631AF	CCT408
Passat III 1.8i 16V	4/88-92	KR (100kW)	1781	DOHC	228x22.1x28	QKT718AF	-	-	CCT408
Passat III 1.8i G60 Syncro	9/89-8/93	PG (118kW)	1781	OHC	228x22.1x28	QKT1834AF	-	-	CCT408
Passat III 1.9 D	5/89-93	1Y (48kW)	1896	OHC	215x22.1x28	QKT784AF	Q90670	C1631AF	CCT408
Passat III 1.9 TD	5/89-97	AAZ (55kW)	1896	OHC	215x22.1x28	QKT784AF	Q90670	C1631AF	CCT408
Passat III 1.9 TDi	10/93-97	1Z (66kW)	1896	OHC	228x22.1x28	QKT1834AF	-	-	CCT408

13

Kit only - Vendu seulement en kit - Nur als Satz Verfügbar



Heavy Duty Version - Version Renforcée - Verstärkte Ausführung



Engine - Moteur - Motor



**... VOLKSWAGEN**

Passat III 2.0i (● -009118)	3/90-93	2E (85kW)	1984	OHC	228x22.1x28	QKT718AF	-	-	CCT408
Passat III 2.0i (● 009119-313332)	3/90-93	2E (85kW)	1984	OHC	228x22.1x28	QKT1832AF <sup>13</sup>	-	-	-
Passat III 2.0i (● 313333-)	3/90-10/93	2E (85kW)	1984	OHC	215x22.1x28	QKT784AF	Q90670	C1631AF	CCT408
Passat III 2.0i	10/93-97	2E,ADY,AGG (85kW)	1984	OHC	228x22.1x28	QKT1834AF	-	-	CCT408
Passat III 2.0i	3/94-97	ACX,AEP	1984	OHC	228x22.1x28	QKT1834AF	-	-	CCT408
Passat III 2.0i 16V	8/88-9/93	9A (100kW)	1984	DOHC	228x22.1x28	QKT718AF	-	-	CCT408
Passat III 2.0i 16V	10/93-97	ABF (110kW)	1984	DOHC	228x22.1x28	QKT1834AF	-	-	CCT408
Passat III 2.0i Syncro (● -290701)	10/90-93	2E (85kW)	1984	OHC	228x22.1x28	QKT1832AF <sup>13</sup>	-	-	-
Passat III 2.0i Syncro (● 290702-)	10/90-93	2E (85kW)	1984	OHC	215x22.1x28	QKT784AF	Q90670	C1631AF	CCT408
Passat III 2.0i Syncro	1/94-10/96	2E,AGG (85kW)	1984	OHC	228x22.1x28	QKT1834AF	-	-	CCT408
Passat III 2.0i Syncro	10/94-10/96	ADY	1984	OHC	228x22.1x28	QKT1834AF	-	-	CCT408
Passat III 2.8i VR6 (● -114568)	8/91-96	AAA (128kW)	2792	V6	228x22.1x28	QKT1311AF	-	-	CCT408
Passat III 2.8i VR6 (● 114569-)	8/91-96	AAA (128kW)	2792	V6	228x22.1x28	QKT1836AF <sup>13</sup>	-	-	-
Passat III 2.9i VR6 Syncro 4x4	10/94-96	ABV (135kW)	2861	V6	228x22.1x28	QKT1311AF	-	-	CCT408
<b>Passat IV (3B) ..... 1996-</b>									
Passat IV 1.6i	10/96-	ADP,AHL (74kW)	1595	OHC	210x24.2x23	QKT1332AF	-	-	CCT529
(-ch.3BWE062700,3BWP022520)									
Passat IV 1.6i	10/96-	ADP,AHL (74kW)	1595	OHC	210x24.2x23	QKT2068AF	-	-	CCT529
(ch.3BWE062701,3BWP022521-)									
Passat IV 1.6i	1/99-	ANA,ARM	1595	OHC	210x24.2x23	QKT2068AF	-	-	CCT529
Passat IV 1.8i 20V	10/96-	ADR,APT,ARG	1781	DOHC	228x24.2x23	QKT1345AF	-	C1666AF	CCT529
Passat IV 1.8i 20V	1/97-	AFY (85kW)	1781	DOHC	228x24.2x23	QKT1345AF	-	C1666AF	CCT529
Passat IV 1.8i 20V Syncro	10/96-	ADR,APT,ARG	1781	DOHC	228x24.2x23	QKT1345AF	-	C1666AF	CCT529
Passat IV 1.8i 20V Turbo	10/96-	AEB,ANB,APU (110kW)	1781	DOHC	228x24.2x23	QKT1345AF	-	C1666AF	CCT529
Passat IV 1.9 TDi (66kW)	10/96-97	AHU (66kW)	1896	OHC	228x24.2x23	QKT1877AF	-	-	CCT529
(-ch.3BWP123141,3BWE130000,3BWD100000)									
Passat IV 1.9 TDi (66kW)	1977-8/98	AHU (66kW)	1896	OHC	228x24.2x23	QKT1893AF	-	-	CCT529
(ch.3BWP123142,3BWE130001,3BWD100001-)									
Passat IV 1.9 TDi (66kW)	8/98-	AHH (66kW)	1896	OHC	228x24.2x23	QKT1893AF	-	-	CCT529
Passat IV 1.9 TDi (81kW)	3/96-97	AFN (81kW)	1896	OHC	220x22.2x28	QKT1928AF	-	-	CCT408
Passat IV 1.9 TDi (81kW)	10/96-	AFN (81kW)	1896	OHC	228x24.2x23	QKT1893AF	-	-	CCT529
Passat IV 1.9 TDi (85kW)	1/99-12/99	AJM (85kW)	1896	OHC	230x24.2x23	QKT2096AF	-	-	CCT529
Passat IV 1.9 TDi	2/00-	AVB	1896	OHC	228x24.2x23	QKT2147AF	-	-	CCT529
Passat IV 1.9 TDi 4-Motion	10/96-	AFN,AVG (81kW)	1896	OHC	228x24.2x23	QKT1893AF	-	-	CCT529
Passat IV 2.0i	4/00-	ASU,AUZ	1984	OHC	-	-	-	-	CCT529
Passat IV 2.3i VR5 (● -009470)	10/96-	AGZ (110kW)	2324	V5	228x24.2x23	QKT1866AF	-	-	CCT529
Passat IV 2.3i VR5 (● 009471-036234)	10/96-	AGZ (110kW)	2324	V5	228x24.2x23	QKT2106AF	-	-	CCT529
Passat IV 2.3i VR5 (● 036235-)	10/96-	AGZ (110kW)	2324	V5	-	-	-	-	CCT529
Passat IV 2.3i VR5 Syncro (● -009470)	10/96-5/99	AGZ (110kW)	2324	V5	228x24.2x23	QKT1866AF	-	-	CCT529
Passat IV 2.3i VR5 Syncro (● 009471-)	10/96-5/99	AGZ (110kW)	2324	V5	228x24.2x23	QKT2106AF	-	-	CCT529
Passat IV 2.3i VR5 4-Motion (● -036234)	5/99-	AGZ (110kW)	2324	V5	228x24.2x23	QKT2106AF	-	-	CCT529
Passat IV 2.5 TDi	8/98-	AFB,AKN	2496	V6	240x24.2x23	QKT1922AF <sup>13</sup>	-	-	-
Passat IV 2.5 TDi Syncro,4-Motion	8/98-	AFB,AKN	2496	V6	240x24.2x23	QKT1922AF <sup>13</sup>	-	-	-
Passat IV 2.8i V6 (-ch.3BX030000)	10/96-99	ACK,AGE	2771	V6	240x24.2x23	QKT1900AF	-	-	CCT529
Passat IV 2.8i V6 (ch.3BX030001-)	10/96-99	ACK,AGE	2771	V6	-	-	-	-	CCT529
<b>Polo I,II (86) ..... 1975-94</b>									
Polo 895cc	4/75-81	HA (29kW)	895	OHC	180x20.5x24	QKT138AF	Q90055	C864AF	CCT164
Polo 1.0 (29kW)(-ch.G023468)	10/81-8/85	GL (29kW)	1043	OHC	180x20.5x24	QKT138AF	Q90055	C864AF	CCT164
Polo 1.0 (29kW)(ch.G023069-● 456000)	8/85-5/86	GL (29kW)	1043	OHC	180x20.5x24	QKT1128AF	Q90055	C864AF	CCT304
Polo 1.0 (29kW)(● 456001-460000)	5/86-10/86	GL (29kW)	1043	OHC	190x20.5x24	QKT616AF	Q90246	C1265AF	CCT304
Polo 1.0 (33kW)(-ch.G023468)	8/85-9/85	HZ (33kW)	1043	OHC	180x20.5x24	QKT138AF	Q90055	C864AF	CCT164
Polo 1.0 (33kW)(ch.G023469-● 133000)	9/85-4/86	HZ (33kW)	1043	OHC	180x20.5x24	QKT1128AF	Q90055	C864AF	CCT304
Polo 1.0 (33kW)(● 133001-)	5/86-1/92	HZ (33kW)	1043	OHC	190x20.5x24	QKT616AF	Q90246	C1265AF	CCT304
Polo 1.0i	10/90-94	AAU,ACM,AAK	1043	OHC	190x20.5x24	QKT616AF	Q90246	C1265AF	CCT304
Polo 1.1	4/75-7/83	HB,HC,HD	1093	OHC	180x20.5x24	QKT138AF	Q90055	C864AF	CCT164
Polo 1.3 (37kW)(● -001000) (A)	8/85-9/90	NU (37kW)	1272	OHC	190x20.5x24	QKT616AF	Q90246	C1265AF	CCT304
Polo 1.3 (37kW)(● 001001-001361) (A)	8/85-9/90	NU (37kW)	1272	OHC	190x20x24	QKT617AF	Q90246	C972AF	CCT304
Polo 1.3 (37kW)(● 001362-) (A)	8/85-9/90	NU (37kW)	1272	OHC	190x20.5x24	QKT616AF	Q90246	C1265AF	CCT304
Polo 1.3 (40kW)(● -054060)	8/83-11/83	HK (40kW)	1272	OHC	180x20.5x24	QKT138AF	Q90055	C864AF	CCT164
Polo 1.3 (40kW)(● 054061-)	11/83-7/85	HK (40kW)	1272	OHC	190x20x24	QKT624AF	Q90246	C972AF	CCT164
Polo 1.3 (40kW)	8/85-88	MH (40kW)	1272	OHC	190x20.5x24	QKT616AF	Q90246	C1265AF	CCT304
(● -001000,008562-051000,052707-)									
Polo 1.3 (40kW)	8/85-88	MH (40kW)	1272	OHC	190x20x24	QKT617AF	Q90246	C972AF	CCT304
(● 001001-008561,051001-052706)									
Polo 1.3 (43kW)	1/77-7/82	HJ (43kW)	1272	OHC	180x20.5x24	QKT138AF	Q90055	C864AF	CCT164
Polo 1.3 (43kW)(● -009203) (C) (S)	8/82-8/84	GT (43kW)	1272	OHC	180x20.5x24	QKT138AF	Q90055	C864AF	CCT164
Polo 1.3 (43kW)(● 009204-016142) (C) (S)	8/84-8/85	GT (43kW)	1272	OHC	190x20x24	QKT624AF	Q90246	C972AF	CCT164
Polo 1.3 (43kW)(● 016143-) (C) (S)	9/85-9/90	GT (43kW)	1272	OHC	190x20.5x24	QKT616AF	Q90246	C1265AF	CCT304
Polo 1.3 (44kW)	1/77-7/83	HH (44kW)	1272	OHC	180x20.5x24	QKT138AF	Q90055	C864AF	CCT164
Polo 1.3 (55kW)(-ch.G023468)	7/82-8/85	GK (55kW)	1272	OHC	190x20x24	QKT624AF	Q90246	C972AF	CCT164
Polo 1.3 (55kW)(ch.G023469-)	9/85-90	GK (55kW)	1272	OHC	190x20.5x24	QKT616AF	Q90246	C1265AF	CCT304
Polo 1.3	5/87-92	NZ,2G (40kW)	1272	OHC	190x20.5x24	QKT616AF	Q90246	C1265AF	CCT304
Polo 1.3i	8/86-94	SC,NZ,3F	1272	OHC	190x20.5x24	QKT616AF	Q90246	C1265AF	CCT304
Polo 1.3i	10/90-10/94	AAV (40kW)	1272	OHC	190x20.5x24	QKT616AF	Q90246	C1265AF	CCT304
Polo 1.3i G40	1/87-93	PY (85kW)	1272	OHC	200x x24	QKT1330AF <sup>13</sup>	-	-	-

13 Kit only - Vendu seulement en kit - Nur als Satz Verfügbar  
 ● Engine - Moteur - Motor



CC



## ... VOLKSWAGEN

Polo 1.3 D	8/86-9/90	MN (33kW)	1272	OHC	190x20.5x24	QKT616AF	Q90246	C1265AF	CCT304
Polo 1.4 D	10/90-94	1W (40kW)	1398	OHC	190x20.5x24	QKT616AF	Q90246	C1265AF	CCT304
<b>Polo III (6N) .....</b>	<b>1994-</b>								
Polo III 1.0i	10/94-8/96	AEV(33kW)	1043	OHC	190x20.5x24	QKT616AF	Q90246	C1265AF	CCT304
Polo III 1.0i	8/96-	AER,ALL (37kW)	999	OHC	190x20.5x24	QKT616AF	Q90246	C1265AF	CCT304
Polo III 1.3i	10/94-95	ADX (40kW)	1296	OHC	190x20.5x24	QKT616AF	Q90246	C1265AF	CCT304
Polo III 1.4i 8V	7/95-	AEX,AKV,ANX,APQ	1390	OHC	190x20.5x24	QKT772AF	Q90283	C1265AF	CCT304
Polo III 1.4i 16V (55kW)	1/99-	AHW (55kW)	1391	DOHC	200x20.5x24	QKT799AF	Q90283	C1192AF	CCT304
Polo III 1.4i 16V (74kW)	4/96-	AFH (74kW)	1391	DOHC	200x20.5x24	QKT799AF	Q90283	C1192AF	CCT304
Polo III 1.6i 8V	10/94-99	AEA,AEE (55kW)	1598	OHC	200x20.5x24	QKT799AF	Q90283	C1192AF	CCT304
Polo III 1.6i 16V	9/98-	AJV (88kW)	1598	DOHC	200x20.5x24	-	-	C1192AF	CCT304
Polo III 1.7 SDi	4/97-	AHG,AKU (42kW)	1714	OHC	190x20.5x24	-	-	C1265AF	CCT304
Polo III 1.9 D	1/95-	AEF (47kW)	1896	OHC	170x20.7x24	QKT1456AF	-	-	CCT304
Polo III 1.9 SDi	8/97-	AGD (47kW)	1896	OHC	190x20.5x24	-	-	C1265AF	CCT304
<b>Polo Classic (6V2) .....</b>	<b>1994-</b>								
Polo Classic 1.4i	12/95-	AEX,AKV, ANX,APQ	1390	OHC	190x20.5x24	QKT616AF	Q90246	C1265AF	CCT304
Polo Classic 1.6i (55kW)	11/95-4/96	1F (55kW)	1596	OHC	190x20x24	QKT1630AF	Q90674	C972AF	CCT267
Polo Classic 1.6i (55kW)	5/96-9/97	1F (55kW)	1596	OHC	190x20x24	QKT773AF	Q90660	C972AF	CCT267
Polo Classic 1.6i (55kW)	9/97-	AEE (55kW)	1598	OHC	200x20.5x24	QKT799AF	Q90283	C1192AF	CCT304
Polo Classic 1.6i (74kW)(-ch.6KW562500)	12/95-98	AFT (74kW)	1596	OHC	200x20x24	QKT793AF	Q90674	C1048AF	CCT267
Polo Classic 1.6i (74kW)(ch.6KW562501-)	1998-	AFT (74kW)	1596	OHC	-	-	-	-	CCT267
Polo Classic 1.7 SDi	11/97-	AKW (42kW)	1714	OHC	200x20x24	QKT793AF	Q90674	C1048AF	CCT267
Polo Classic 1.9 SDi	12/95-	AEY,1Y (47kW)	1896	OHC	200x20x24	QKT793AF	Q90674	C1048AF	CCT267
Polo Classic 1.9 TDi	1/97-	AHU,ALE (66kW)	1896	OHC	228x22.1x28	QKT1834AF	-	-	CCT408
Polo Classic 1.9 TDi	6/98-	AFN (81kW)	1896	OHC	220x22.2x28	QKT1928AF	-	-	CCT408
<b>Polo Variant (6V5) .....</b>	<b>1997-</b>								
Polo Variant 1.4i	5/97-	AEX,AKV,ANX,APQ	1390	OHC	190x20.5x24	QKT616AF	Q90246	C1265AF	CCT304
Polo Variant 1.6i (55kW)	9/97-	AEE (55kW)	1598	OHC	200x20.5x24	QKT799AF	Q90283	C1192AF	CCT304
Polo Variant 1.6i (74kW)(-ch.6KW562500)	5/97-98	AFT (74kW)	1596	OHC	200x20x24	QKT793AF	Q90674	C1048AF	CCT267
Polo Variant 1.6i (74kW)(ch.6KW562501-)	1998-	AFT (74kW)	1596	OHC	-	-	-	-	CCT267
Polo Variant 1.7 SDi	11/97-	AKW (42kW)	1714	OHC	200x20x24	QKT793AF	Q90674	C1048AF	CCT267
Polo Variant 1.9 SDi	5/97-	AEY (47kW)	1896	OHC	200x20x24	QKT793AF	Q90674	C1048AF	CCT267
Polo Variant 1.9 TDi	5/97-	AHU,ALE (66kW)	1896	OHC	228x22.1x28	QKT1834AF	-	-	CCT408
Polo Variant 1.9 TDi	6/98-	AFN (81kW)	1896	OHC	220x22.2x28	QKT1928AF	-	-	CCT408
Santana 1.3	8/81-88	EPEU (44kW)	1272	OHC	190x20x24	QKT156AF	Q90048	C972AF	CCT186
Santana 1.6	8/81-9/86	DT,WV,WVA,YP	1595	OHC	190x20x24	QKT156AF	Q90048	C972AF	CCT186
Santana 1.6	9/86-88	DT (55kW)	1595	OHC	200x20x24	QKT211AF	Q90048	C939AF	CCT186
Santana 1.6 D	8/81-88	CR,JK (40kW)	1588	OHC	190x20x24	QKT156AF	Q90048	C972AF	CCT186
Santana 1.6 TD	12/81-88	CY (51kW)	1588	OHC	200x20x24	QKT211AF	Q90048	C939AF	CCT186
Santana 1.6 TD <sup>Y</sup>	12/81-88	CY (51kW)	1588	OHC	210x20x24	QKT303AF	Q90157	C914AF	CCT186
Santana 1.8	1/83-88	DS,DZ,JN,JV	1781	OHC	210x20x24	QKT303AF	Q90157	C914AF	CCT186
Santana 1.9	9/81-83	WN (85kW)	1921	OHC	215x20.5x24	QKT210AF	Q90052	C915AF	CCT186
Santana 2.0	8/83-88	JS (85kW)	1994	OHC	215x20.5x24	QKT210AF	Q90052	C915AF	CCT186
Santana 2.2	8/81-83	WE (85kW)	2144	OHC	215x20.5x24	QKT210AF	Q90052	C915AF	CCT186
Scirocco 1.1	2/74-79	FA,FJ	1093	OHC	180x20.5x24	QKT138AF	Q90055	C864AF	CCT164
Scirocco 1.3	8/79-85	GF,GT,HK (44kW)	1272	OHC	180x20.5x24	QKT138AF	Q90055	C864AF	CCT164
Scirocco 1.5	2/74-7/84	FB,FD,FG,GH,JB	1471	OHC	190x20x24	QKT656AF	Q90279	C972AF	CCT267
Scirocco 1.6	2/74-7/83	EE,FN,FP,FR,FT,FV	1588	OHC	190x20x24	QKT656AF	Q90279	C972AF	CCT267
Scirocco 1.6	8/83-92	EW,HN,RE	1595	OHC	190x20x24	QKT656AF	Q90279	C972AF	CCT267
Scirocco 1.6i GTi (● -142999)	6/76-7/80	EG (81kW)	1595	OHC	190x20x24	QKT656AF	Q90279	C972AF	CCT267
Scirocco 1.6i GTi (● 143000-)	8/80-7/82	EG (81kW)	1588	OHC	200x20x24	QKT180AF	Q90278	C973AF	CCT267
Scirocco 1.7	8/80-84	EN (57kW)	1702	OHC	190x20x24	QKT656AF	Q90279	C972AF	CCT267
Scirocco 1.8 (-ch.E004327)	8/83-8/84	EX (66kW)	1595	OHC	200x20x24	QKT180AF	Q90278	C973AF	CCT267
Scirocco 1.8 (ch.E004328-)	8/84-92	EX (66kW)	1781	OHC	210x20x24	QKT177AF	Q90153	C999AF	CCT267
Scirocco 1.8i 8V	8/82-92	DX,JH,JK,KT	1781	OHC	210x20x24	QKT177AF	Q90153	C999AF	CCT267
Scirocco 1.8i 16V	10/85-92	KR,PL	1781	DOHC	210x22x28	QKT1065AF	Q90153	C1624AF	CCT267
Sharan 1.8i 20V Turbo (● -001319)	11/97-	AJH (110kW)	1781	DOHC	220x26x23	QKT1920AF <sup>12</sup>	-	-	-
Sharan 1.8i 20V Turbo (● -001319)	11/97-	AJH (110kW)	1781	DOHC	220x26x23	QKT2168AF <sup>16</sup>	-	-	CSC002
Sharan 1.8i 20V Turbo (● 001320-)	11/97-	AJH (110kW)	1781	DOHC	-	-	-	-	CSC002 <sup>15</sup>
Sharan 1.9 TD (66kW)	9/95-7/96	1Z (66kW)	1896	OHC	228x26x23	QKT1895AF <sup>12</sup>	-	-	-
Sharan 1.9 TD (66kW)	9/95-7/96	1Z (66kW)	1896	OHC	228x26x23	QKT2160AF <sup>16</sup>	-	-	CSC002
Sharan 1.9 TDi (66kW)	7/96-3/99	AHU (66kW)	1896	OHC	228x26x23	QKT1895AF <sup>12</sup>	-	-	-
Sharan 1.9 TDi (66kW)	7/96-3/99	AHU (66kW)	1896	OHC	228x26x23	QKT2160AF <sup>16</sup>	-	-	CSC002
Sharan 1.9 TDi (66kW)	4/99-4/00	ANU (66kW)	1896	OHC	-	-	-	-	CSC002 <sup>15</sup>
Sharan 1.9 TDi (66kW)	5/00-	ANU (66kW)	1896	OHC	240	QKT2148AF <sup>12</sup>	-	-	-
Sharan 1.9 TDi (81kW)(● -974999)	9/96-	AFN (81kW)	1896	OHC	220x26x23	QKT1920AF <sup>12</sup>	-	-	-
Sharan 1.9 TDi (81kW)(● -974999)	9/96-	AFN (81kW)	1896	OHC	220x26x23	QKT2168AF <sup>16</sup>	-	-	CSC002
Sharan 1.9 TDi (81kW)(● 975000-)	9/96-	AFN (81kW)	1896	OHC	-	-	-	-	CSC002 <sup>15</sup>
Sharan 1.9 TDi (85kW)	5/00-	AUY (85kW)	1896	OHC	240	QKT2148AF <sup>12</sup>	-	-	-
Sharan 1.9 TDi (85kW) 4-Motion	5/00-	AUY (85kW)	1896	OHC	240	QKT2148AF <sup>12</sup>	-	-	-
Sharan 2.0i	9/95-4/2000	ADY (85kW)	1984	OHC	228x26x23	QKT1934AF <sup>12</sup>	-	-	-
Sharan 2.0i	9/95-4/2000	ADY (85kW)	1984	OHC	228x26x23	QKT2175AF <sup>16</sup>	-	-	CSC002
Sharan 2.8i VR6	9/95-4/2000	AAA (128kW)	2792	V6	228x26x23	QKT1885AF <sup>12</sup>	-	-	-
Sharan 2.8i VR6	9/95-4/2000	AAA (128kW)	2792	V6	228x26x23	QKT2155AF <sup>16</sup>	-	-	CSC002

12 2-in-1 Kit (Cover & Plate) - Kit de 2 pieces (Mécanisme & Disque) - Satz enthält nur Automat und Scheibe  
 16 Kit including Concentric Slave Cylinder - Kit incluant la butée hydraulique - Satz enthält Hydraulischer Zentralrührer  
<sup>Y</sup> Heavy Duty Version - Version Renforcée - Verstärkte Ausführung





**... VOLKSWAGEN**

Vento 1.4i	1/92-6/95	ABD (44kW)	1391	OHC	190x20.5x24	QKT616AF	Q90246	C1265AF	CCT304
Vento 1.4i	7/95-98	AEX (44kW)	1390	OHC	190x20.4x24	QKT1889AF	-	-	CCT267
Vento 1.6i (55kW)(CNU )	9/92-7/95	AEA,ABU (55kW)	1598	OHC	200x20.5x24	QKT799AF	Q90283	C1192AF	CCT304
Vento 1.6i (55kW)(CHV )	7/94-98	AEA,AEE (55kW)	1598	OHC	200x20x24	QKT793AF	Q90674	C1048AF	CCT267
Vento 1.6i (74kW)	7/94-98	AEK,AFT,AKS	1596	OHC	200x20x24	QKT793AF	Q90674	C1048AF	CCT267
Vento 1.8i (288906)	1/92-11/92	AAM (55kW)	1781	OHC	210x20x24	QKT177AF	Q90153	C999AF	CCT267
Vento 1.8i (288907-)	11/92-98	AAM (55kW)	1781	OHC	210x20.5x24	QKT1603AF	Q90685	C1660AF	CCT267
Vento 1.8i (411563)	1/92-11/92	ABS (66kW)	1781	OHC	210x20x24	QKT177AF	Q90153	C999AF	CCT267
Vento 1.8i (411564-)	11/92-94	ABS (66kW)	1781	OHC	210x20.5x24	QKT1603AF	Q90685	C1660AF	CCT267
Vento 1.8i	10/94-98	ADZ (66kW)	1781	OHC	210x20.5x24	QKT1603AF	Q90685	C1660AF	CCT267
Vento 1.9 D (-147456)	1/92-7/92	1Y (48kW)	1896	OHC	200x20x24	QKT792AF	Q90672	C1048AF	CCT267
Vento 1.9 D (-147457-)	7/92-98	1Y (48kW)	1896	OHC	200x20x24	QKT793AF	Q90674	C1048AF	CCT267
Vento 1.9 SDi	1/95-98	AEY (47kW)	1896	OHC	200x20x24	QKT793AF	Q90674	C1048AF	CCT267
Vento 1.9 TDi (-274103)	1/92-11/92	AAZ (55kW)	1896	OHC	210x20.5x24	QKT672AF	Q90153	C1194AF	CCT267
Vento 1.9 TDi (-274104-)	11/92-98	AAZ (55kW)	1896	OHC	210x20.5x24	QKT1583AF	Q90685	C1194AF	CCT267
Vento 1.9 TDi	9/93-96	1Z (66kW)	1896	OHC	228x22.1x28	QKT1834AF	-	-	CCT408
Vento 1.9 TDi	5/96-98	AFN (81kW)	1896	OHC	220x22.2x28	QKT1928AF	-	-	CCT408
Vento 1.9 TDi	8/96-98	AHU,ALE (66kW)	1896	OHC	228x22.1x28	QKT1834AF	-	-	CCT408
Vento 2.0i (-306243)	1/92-93	2E (85kW)	1984	OHC	210x22x28	QKT1065AF	Q90153	C1624AF	CCT267
Vento 2.0i (-306244-)	1993-7/95	2E (85kW)	1984	OHC	210x22x28	QKT1533AF	Q90695	C1624AF	CCT267
Vento 2.0i	7/95-98	ADY,AEP,AGG	1984	OHC	210x22.1x28	QKT1937AF <sup>13</sup>	-	-	-
Vento 2.8i VR6	1/92-6/94	AAA (128kW)	2792	V6	228x22.1x28	QKT1311AF	-	-	CCT408
Vento 2.8i VR6	7/94-98	AAA (128kW)	2792	V6	228x22.1x28	QKT1836AF <sup>13</sup>	-	-	-

**VOLKSWAGEN**

Caddy 1.4i	11/95-	AEX (44kW)	1389	OHC	190x20.5x24	QKT772AF	Q90283	C1265AF	CCT304
Caddy 1.5	8/82-7/83	JB (51kW)	1457	OHC	210x20x24	QKT177AF	Q90153	C999AF	CCT267
Caddy 1.6	8/82-93	EW,EM,HN (55kW)	1595	OHC	210x20x24	QKT177AF	Q90153	C999AF	CCT267
Caddy 1.6i	11/95-97	1F (55kW)	1596	OHC	190x20x24	QKT773AF	Q90660	C972AF	CCT267
Caddy 1.6i	6/97-	AEE (55kW)	1598	OHC	200x20.5x24	QKT799AF	Q90283	C1192AF	CCT304
Caddy 1.6i	6/96-	AEE (55kW)	1598	OHC	190x20x18	QKT1891AF	-	-	CCT343
Caddy 1.6 D	8/82-93	CR,JK,ME	1588	OHC	210x20x24	QKT466AF	Q90153	C1051AF	CCT267
Caddy 1.7 SDi	7/96-	AHB (42kW)	1715	OHC	200x20x24	QKT793AF	Q90674	C1048AF	CCT267
Caddy 1.8	8/85-93	JH	1781	OHC	210x20x24	QKT177AF	Q90153	C999AF	CCT267
Caddy 1.9 D	11/95-	1Y (48kW)	1896	OHC	200x20x24	QKT793AF	Q90674	C1048AF	CCT267
Caddy 1.9 D	6/96-	AEF (47kW)	1896	OHC	200x20x18	QKT1892AF <sup>13</sup>	-	-	-
Caddy 1.9 SDi	11/95-	AEY (48kW)	1896	OHC	200x20x24	QKT793AF	Q90674	C1048AF	CCT267
Caddy 1.9 TDi	10/96-	AHU,ALE (66kW)	1896	OHC	228x22.1x28	QKT1834AF	-	-	CCT408
Caravelle 1.8	12/90-7/92	PD (49kW)	1781	OHC	228x22.1x28	QKT1832AF	-	-	CCT408
Caravelle 1.9 D	9/90-96	1X (44kW)	1895	OHC	215x22.1x28	QKT784AF	Q90670	C1631AF	CCT408
Caravelle 1.9 TD	10/92-96	ABL (50kW)	1895	OHC	215x22.1x28	QKT784AF	Q90670	C1631AF	CCT408
Caravelle 2.0i	9/90-96	AAC (62kW)	1969	OHC	228x22.1x28	QKT1832AF	-	-	CCT408
Caravelle 2.4 D (-370180)	9/90-98	AAB (57kW)	2370	OHC	228x22.1x28	QKT1834AF	-	-	CCT408
Caravelle 2.4 D (-370181-)	9/90-98	AAB (57kW)	2370	OHC	220x22.1x28	QKT1919AF <sup>13</sup>	-	-	-
Caravelle 2.4 D Syncro (-320594)	11/92-98	AAB (57kW)	2370	OHC	228x22.1x28	QKT1834AF	-	-	CCT408
Caravelle 2.4 D Syncro (-320595-)	11/92-98	AAB (57kW)	2370	OHC	220x22.1x28	QKT1919AF <sup>13</sup>	-	-	-
Caravelle 2.5i	11/90-96	AAF,ACU,AEN (81kW)	2459	OHC	228x22.1x28	QKT1834AF	-	-	CCT408
Caravelle 2.5i	5/96-	AET,AEU,APL (85kW)	2461	OHC	228x22.1x28	QKT1834AF	-	-	CCT408
Caravelle 2.5i Syncro	11/92-96	AAF,ACU (81kW)	2459	OHC	228x22.1x28	QKT1834AF	-	-	CCT408
Caravelle 2.5i Syncro	5/96-	AET,AEU (85kW)	2459	OHC	228x22.1x28	QKT1834AF	-	-	CCT408
Caravelle 2.5 TDi	8/95-	ACV (75kW)	2459	OHC	220x22.2x28	QKT1927AF <sup>12</sup>	-	-	-
Caravelle 2.5 TDi	8/95-	ACV (75kW)	2459	OHC	220x22.2x28	QKT2171AF <sup>16</sup>	-	-	CSC013
Caravelle 2.5 TDi	5/98-	AHY (111kW)	2461	OHC	240x24.3x23	QKT2105AF <sup>12</sup>	-	-	-
Caravelle 2.5 TDi	5/98-	AHY (111kW)	2461	OHC	240x24.3x23	QKT2203AF <sup>16</sup>	-	-	CSC013
Caravelle 2.5 TDi Syncro	8/95-	ACV (75kW)	2459	OHC	220x22.2x28	QKT1927AF <sup>12</sup>	-	-	-
Caravelle 2.5 TDi Syncro	8/95-	ACV (75kW)	2459	OHC	220x22.2x28	QKT2171AF <sup>16</sup>	-	-	CSC013
Caravelle 2.8i VR6	1/96-	AES (103kW)	2792	V6	220x22.1x28	QKT1918AF <sup>12</sup>	-	-	-
Caravelle 2.8i VR6	1/96-	AES (103kW)	2792	V6	220x22.1x28	QKT2167AF <sup>16</sup>	-	-	CSC013
LT 2.0	4/75-82	CH,CL	1984	OHC	215x24x23	QKT197AF	Q90052	C888AF	CCT186
LT 2.3i	5/96-	AGL (105kW)	2295	DOHC	240x28.7x26	QKT1917AF <sup>13</sup>	-	-	-
LT 2.4 (-021663)	12/82-1/87	DL (66kW)	2383	OHC	228x24.2x23	QKT1813AF <sup>13</sup>	-	-	-
LT 2.4 (-021664-)	1/87-7/92	DL (66kW)	2383	OHC	228x24.2x23	QKT1815AF <sup>13</sup>	-	-	-
LT 2.4	4/83-7/86	HS (62kW)	2383	OHC	228x24.2x23	QKT1813AF <sup>13</sup>	-	-	-
LT 2.4	10/88-97	1E (70kW)	2383	OHC	228x24.2x23	QKT1815AF <sup>13</sup>	-	-	-

13 Kit only - Vendu seulement en kit - Nur als Satz Verfügbar  
 Engine - Moteur - Motor



CC



## ... VOLKSWAGEN

LT 2.4 D	8/78-11/82	CP (55kW)	2383	OHC	228x24.2x23	QKT1812AF <sup>13</sup>	-	-	-
LT 2.4 D (● -061587)	12/82-1/87	DW (55/57kW)	2383	OHC	228x24.2x23	QKT1812AF <sup>13</sup>	-	-	-
LT 2.4 D (● 061588-)	1/87-7/92	DW (55/57kW)	2383	OHC	228x24.2x23	QKT1814AF <sup>13</sup>	-	-	-
LT 2.4 D	8/89-7/92	1S (51kW)	2383	OHC	228x24.2x23	QKT1814AF <sup>13</sup>	-	-	-
LT 2.4 D	8/92-97	ACT (51kW)	2384	OHC	228x24.2x23	QKT1814AF <sup>13</sup>	-	-	-
LT 2.4 TD (● -006761)	12/82-1/87	DV (75/80kW)	2383	OHC	228x24.2x23	QKT1812AF <sup>13</sup>	-	-	-
LT 2.4 TD (● 006762-)	1/87-7/92	DV (75/80kW)	2383	OHC	228x24.2x23	QKT1814AF <sup>13</sup>	-	-	-
LT 2.4 TD	8/88-8/92	1G (68kW)	2383	OHC	228x24.2x23	QKT1814AF <sup>13</sup>	-	-	-
LT 2.4 TD	8/92-97	ACL (70kW)	2384	OHC	228x24.2x23	QKT1814AF <sup>13</sup>	-	-	-
LT 2.5 SDi (● -012500)	5/96-	AGX (55kW)	2459	OHC	240x28.9x26	QKT1916AF <sup>13</sup>	-	-	-
LT 2.5 SDi (● 012501-)	5/96-	AGX (55kW)	2459	OHC	240x28.9x26	QKT2146AF <sup>13</sup>	-	-	-
LT 2.5 TDi (LT28,35)(● -049378)	5/96-	AHD (75kW)	2459	OHC	240x28.9x26	QKT1915AF <sup>13</sup>	-	-	-
LT 2.5 TDi (LT28,35)(● 049379-)	5/96-	AHD (75kW)	2459	OHC	240x28.9x26	QKT2145AF <sup>13</sup>	-	-	-
LT 2.5 TDi (LT46)	5/96-	AHD (75kW)	2459	OHC	240x28.9x26	QKT2145AF <sup>13</sup>	-	-	-
LT 2.5 TDi	4/99-	APA	2461	OHC	240x28.9x26	QKT2145AF <sup>13</sup>	-	-	-
LT 2.7 D (LT,28,31,35)	1976-82	Perkins CG	2710	OHV	228x24.2x23	QKT3244AF <sup>13</sup>	-	-	-
LT 2.8 TD	7/97-	AGK,ATA (92kW)	2798	OHC	235x28.9x26	QKT2104AF <sup>13</sup>	-	-	-
Taro 1.8	3/89-94	2Y	1812	OHV	225x29x21	QKT1728AF	Q90123	C991AF	CCT524
Taro 2.2 4x4	3/89-94	4Y	2237	OHV	236x29x21	QKT1511AF	Q90759	C1749AF	CCT524
Taro 2.4 D 4x4 (-ch.9020454)	3/89-12/91	2L	2446	OHC	224x29x21	QKT1507AF	Q90180	C1747AF	CCT522
Taro 2.4 D 4x4 (ch.9020455-)	1/92-94	2L	2446	OHC	236x29.8x21	QKT1736AF	Q90846	C1842AF	CCT522
Transporter 1.3	1/71-73	AB (33kW)	1285	OHV	200x20.7x24	QKT1329AF <sup>13</sup>	-	-	-
Transporter 1.6	8/70-7/73	AD	1584	OHV	200x20.7x24	QKT1329AF <sup>13</sup>	-	-	-
Transporter 1.6 (-ch.2162118504)	8/70-7/79	AF,AS (37kW)	1584	OHV	200x20.7x24	QKT1329AF <sup>13</sup>	-	-	-
Transporter 1.6 (ch.2162118504-)	8/70-7/79	AF,AS (37kW)	1584	OHV	215x20.4x24	QKT1809AF <sup>13</sup>	-	-	-
Transporter 1.6	5/79-83	CT,CZ	1584	OHV	215x20.4x24	QKT1809AF <sup>13</sup>	-	-	-
Transporter 1.6 D	1/81-7/87	CS (37kW)	1588	OHC	215x20.5x24	QKT1078AF	Q90686	C1620AF	CCT186
Transporter 1.6 TD	8/84-7/92	JX (50kW)	1588	OHC	215x20.5x24	QKT1078AF	Q90686	C1620AF	CCT186
Transporter 1.6 TD Syncro	8/85-7/92	JX (50kW)	1588	OHC	215x20.5x24	QKT1078AF	Q90686	C1620AF	CCT186
Transporter 1.7 D	8/85-5/92	KY (42kW)	1715	OHC	215x20.5x24	QKT1078AF	Q90686	C1620AF	CCT186
Transporter 1.8 (eng.016070-)	8/73-7/75	AP (50kW)	1795	OHV	215x20.7x24	QKT1956AF <sup>13</sup>	-	-	-
Transporter 1.8	12/90-92	PD (49kW)	1781	OHC	228x22.1x28	QKT1832AF	-	-	CCT408
Transporter 1.9 (44kW)(● -027930)	8/82-12/83	DF (44kW)	1913	OHV	215x20.7x24	QKT1956AF <sup>13</sup>	-	-	-
Transporter 1.9 (44kW)(● 027931-)	12/83-92	DF (44kW)	1913	OHV	228x20.7x24	QKT1302AF	Q90851	C1640AF	CCT186
Transporter 1.9 (57kW)(● -017790)	8/82-12/83	DG (57kW)	1913	OHV	215x20.7x24	QKT1956AF <sup>13</sup>	-	-	-
Transporter 1.9 (57kW)(● 017791-)	12/83-92	DG (57kW)	1913	OHV	228x20.7x24	QKT1302AF	Q90851	C1640AF	CCT186
Transporter 1.9 (63kW)(● -002308)	1/83-4/83	DH (63kW)	1913	OHV	215x20.7x24	QKT1956AF <sup>13</sup>	-	-	-
Transporter 1.9 (63kW)(● 002309-)	4/83-7/85	DH (63kW)	1913	OHV	228x20.7x24	QKT1302AF	Q90851	C1640AF	CCT186
Transporter 1.9	8/83-92	EY,GW,SP	1913	OHV	228x20.7x24	QKT1302AF	Q90851	C1640AF	CCT186
Transporter 1.9 Syncro (-ch.24K111535)	10/84-92	DG,SP	1913	OHV	228x20.7x24	QKT1302AF	Q90851	C1640AF	CCT186
Transporter 1.9 D	9/90-96	1X (44kW)	1895	OHC	215x22.1x28	QKT784AF	Q90670	C1631AF	CCT408
Transporter 1.9 TD	10/92-	ABL (50kW)	1895	OHC	215x22.1x28	QKT784AF	Q90670	C1631AF	CCT408
Transporter 2.0	8/75-83	CJ,CU,CV,GD,GE	1970	OHV	228x20.7x24	QKT1302AF	Q90851	C1640AF	CCT186
Transporter 2.0i	9/90-	AAC (62kW)	1969	OHC	228x22.1x28	QKT1832AF	-	-	CCT408
Transporter 2.1 (-ch.24K097046)	12/84-89	DJ,MV,SR,SS	2109	OHC	228x20.7x24	QKT1302AF	Q90851	C1640AF	CCT186
Transporter 2.1 (ch.24K097047-)	1989-92	DJ,MV,SR,SS	2109	OHC	228x20.7x24	QKT1359AF	Q90854	C1640AF	CCT186
Transporter 2.1 Syncro (-ch.24K097046)	8/85-89	DJ,MV,SR	2109	OHC	228x20.7x24	QKT1302AF	Q90851	C1640AF	CCT186
Transporter 2.1 Syncro (ch.24K097047-)	1989-92	DJ,MV,SR	2109	OHC	228x20.7x24	QKT1359AF	Q90854	C1640AF	CCT186
Transporter 2.4 D (● -370180)	9/90-99	AAB (57kW)	2370	OHC	228x22.1x28	QKT1834AF	-	-	CCT408
Transporter 2.4 D (● 370181-)	9/90-99	AAB,AJA	2370	OHC	220x22.1x28	QKT1919AF <sup>13</sup>	-	-	-
Transporter 2.4 D Syncro (● -370180)	11/92-99	AAB (57kW)	2370	OHC	228x22.1x28	QKT1834AF	-	-	CCT408
Transporter 2.4 D Syncro (● 370181-)	11/92-99	AAB (57kW)	2370	OHC	220x22.1x28	QKT1919AF <sup>13</sup>	-	-	-
Transporter 2.5i	11/90-96	AAF,ACU,AEN (81kW)	2459	OHC	228x22.1x28	QKT1834AF	-	-	CCT408
Transporter 2.5i	5/96-	AET,AEU,APL (81kW)	2461	OHC	228x22.1x28	QKT1834AF	-	-	CCT408
Transporter 2.5i Syncro	11/92-	AAF,ACU,AET,AEU	2459	OHC	228x22.1x28	QKT1834AF	-	-	CCT408
Transporter 2.5 TDi (65kW)	5/98-	AJT (65kW)	2460	OHC	220x22.1x28	QKT1919AF <sup>13</sup>	-	-	-
Transporter 2.5 TDi (75kW)	8/95-	ACV (75kW)	2460	OHC	220x22.2x28	QKT1927AF <sup>12</sup>	-	-	-
Transporter 2.5 TDi (75kW)	8/95-	ACV (75kW)	2460	OHC	220x22.2x28	QKT2171AF <sup>16</sup>	-	-	CSC013
Transporter 2.5 TDi (111kW)	5/98-	AHY (111kW)	2460	OHC	240x24.3x23	QKT2105AF <sup>12</sup>	-	-	-
Transporter 2.5 TDi (111kW)	5/98-	AHY (111kW)	2460	OHC	240x24.3x23	QKT2203AF <sup>16</sup>	-	-	CSC013
Transporter 2.5 TDi Syncro	8/95-	ACV (75kW)	2460	OHC	220x22.2x28	QKT1927AF <sup>12</sup>	-	-	-
Transporter 2.5 TDi Syncro	8/95-	ACV (75kW)	2460	OHC	220x22.2x28	QKT2171AF <sup>16</sup>	-	-	CSC013
Transporter 2.8i VR6	1/96-	AES (103kW)	2771	V6	220x22.1x28	QKT1918AF <sup>12</sup>	-	-	-
Transporter 2.8i VR6	1/96-	AES (103kW)	2771	V6	220x22.1x28	QKT2167AF <sup>16</sup>	-	-	CSC013

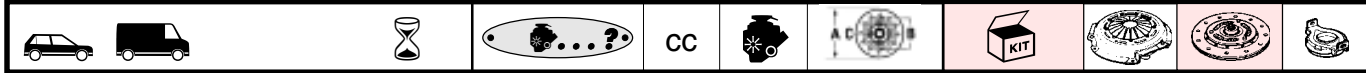
12 2-in-1 Kit (Cover &amp; Plate) - Kit de 2 pieces (Mécanisme &amp; Disque) - Satz enthält nur Automat und Scheibe












13 Kit only - Vendu seulement en kit - Nur als Satz verfügbar



15 Concentric Slave Cylinder - Butée hydraulique concentrique - Hydraulischer Zentralausrücker

16 Kit including Concentric Slave Cylinder - Kit incluant la butée hydraulique - Satz enthält Hydraulischer Zentralausrücker

● Engine - Moteur - Motor



VOLVO									
120 Series 1.8	1966-70	B18	1780	OHV	216x25.4x10	<b>KQT130AF</b>	<b>Q10027<sup>1</sup></b>	<b>C714AF</b>	<b>CCT99<sup>1</sup></b>
140 Series 2.0	1972-74	B20	1986	OHV	216x25.4x10	<b>KQT130AF</b>	<b>Q10027<sup>1</sup></b>	<b>C714AF</b>	<b>CCT99<sup>1</sup></b>
240 1.8	9/78-8/84	B17A	1784	OHC	216x25.4x22	<b>KQT231AF</b>	<b>Q10027<sup>1</sup></b>	<b>C946AF</b>	<b>CCT99<sup>1</sup></b>
240 1.8	9/84-93	B17A	1784	OHC	215x25.2x22	<b>KQT1960AF</b>	<b>Q90772</b>	<b>C1736AF</b>	<b>CCT490</b>
240 2.0	1974-8/78	B19A,E	1986	OHC	216x25.4x10	<b>KQT130AF</b>	<b>Q10027<sup>1</sup></b>	<b>C714AF</b>	<b>CCT99<sup>1</sup></b>
240 2.0	1974-8/78	B20A,F	1985	OHC	216x25.4x10	<b>KQT130AF</b>	<b>Q10027<sup>1</sup></b>	<b>C714AF</b>	<b>CCT99<sup>1</sup></b>
240 2.0	9/78-8/84	B19A,E,K	1986	OHC	216x25.4x22	<b>KQT231AF</b>	<b>Q10027<sup>1</sup></b>	<b>C946AF</b>	<b>CCT99<sup>1</sup></b>
240 2.0 (M45,46  )	9/84-93	B200E,K	1990	OHC	215x25.2x22	<b>KQT1960AF</b>	<b>Q90772</b>	<b>C1736AF</b>	<b>CCT490</b>
<i>(flat type flywheel - Volant plat - Schwungrad)</i>									
240 2.0 (M47  )	9/84-93	B200E,K	1990	OHC	215x25.2x22	<b>KQT1496AF</b>	<b>Q90752</b>	<b>C1736AF</b>	<b>CCT490</b>
<i>(recessed type flywheel - Volant creux - Schwungrad)</i>									
240 2.0 Estate (M45,46  )	9/84-93	B200E,F,K	1990	OHC	215x25.2x22	<b>KQT1960AF</b>	<b>Q90772</b>	<b>C1736AF</b>	<b>CCT490</b>
<i>(flat type flywheel - Volant plat - Schwungrad)</i>									
240 2.0 Estate (M47  ) (ch.846099)	9/84-8/89	B200E,K	1990	OHC	215x25.2x22	<b>KQT1496AF</b>	<b>Q90752</b>	<b>C1736AF</b>	<b>CCT490</b>
<i>(recessed type flywheel - Volant creux - Schwungrad)</i>									
240 2.0 Estate (M47  ) (ch.846100-)	8/89-93	B200E,F	1990	OHC	215x25.2x22	<b>KQT1960AF</b>	<b>Q90772</b>	<b>C1736AF</b>	<b>CCT490</b>
<i>(flat type flywheel - Volant plat - Schwungrad)</i>									
240 2.0 Turbo	1980-8/84	B19ET	1990	OHC	216x25.4x22	<b>KQT231AF</b>	<b>Q10027<sup>1</sup></b>	<b>C946AF</b>	<b>CCT99<sup>1</sup></b>
240 2.0 Turbo	9/84-93	B19ET	1990	OHC	215x25.2x22	<b>KQT1960AF</b>	<b>Q90772</b>	<b>C1736AF</b>	<b>CCT490</b>
240 2.1	1974-8/78	B21A,E,F	2127	OHC	216x25.4x10	<b>KQT130AF</b>	<b>Q10027<sup>1</sup></b>	<b>C714AF</b>	<b>CCT99<sup>1</sup></b>
240 2.1 (M45,46  )	9/78-8/84	B21A,E,F	2127	OHC	216x25.4x22	<b>KQT231AF</b>	<b>Q10027<sup>1</sup></b>	<b>C946AF</b>	<b>CCT99<sup>1</sup></b>
240 2.1 (M47  )	1/83-8/84	B21A	2127	OHC	215x25.2x22	<b>KQT1496AF</b>	<b>Q90752</b>	<b>C1736AF</b>	<b>CCT490</b>
240 2.1 Turbo	1980-8/84	B21ET	2127	OHC	216x25.4x22	<b>KQT231AF</b>	<b>Q10027<sup>1</sup></b>	<b>C946AF</b>	<b>CCT99<sup>1</sup></b>
240 2.1 Turbo	9/84-93	B21ET	2127	OHC	215x25.2x22	<b>KQT1960AF</b>	<b>Q90772</b>	<b>C1736AF</b>	<b>CCT490</b>
240 2.3 (M45,46  )	8/79-8/84	B23A,E	2316	OHC	216x25.4x22	<b>KQT231AF</b>	<b>Q10027<sup>1</sup></b>	<b>C946AF</b>	<b>CCT99<sup>1</sup></b>
240 2.3 (M47  )	1983-8/84	B23A	2316	OHC	228x25.4x22	<b>KQT614AF</b>	<b>Q90169</b>	<b>C1033AF</b>	<b>CCT490</b>
240 2.3 (M45,47  )	9/84-93	B230A,E,F,K	2316	OHC	228x25.4x22	<b>KQT614AF</b>	<b>Q90169</b>	<b>C1033AF</b>	<b>CCT490</b>
240 2.3 (M46 overdrive )	9/84-8/86	B230A,E,F,K	2316	OHC	215x25.2x22	<b>KQT1960AF</b>	<b>Q90772</b>	<b>C1736AF</b>	<b>CCT490</b>
240 2.3 (M46 overdrive )	9/86-93	B230A,E,F,K	2316	OHC	228x25.4x22	<b>KQT614AF</b>	<b>Q90169</b>	<b>C1033AF</b>	<b>CCT490</b>
240 2.4 D	9/78-93	D24	2383	OHC	228x25.2x22	<b>KQT1581AF</b>	<b>Q90169</b>	<b>C1786AF</b>	<b>CCT490</b>
260 2.4 D	9/78-85	D24	2383	OHC	228x25.2x22	<b>KQT1581AF</b>	<b>Q90169</b>	<b>C1786AF</b>	<b>CCT490</b>
260 2.7	9/78-81	B27A,E	2664	V6	228x25.2x22	<b>KQT3276AF<sup>13</sup></b>	-	-	-
260 2.8	9/79-85	B28A,E	2849	V6	228x25.2x22	<b>KQT3276AF<sup>13</sup></b>	-	-	-
340 1.4	9/78-91	B14	1397	OHV	190x21.4x20	<b>KQT232AF</b>	<b>Q90113</b>	<b>C945AF</b>	<b>CCT281</b>
340 1.6 D	8/84-88	D16	1596	OHC	200x23x20	<b>KQT3305AF</b>	-	-	<b>CCT281</b>
340 1.7	9/84-91	B172	1721	OHC	200x20x20	<b>KQT493AF</b>	<b>Q90215</b>	<b>C1049AF</b>	<b>CCT335</b>
340 2.0	9/80-8/82	B19	1986	OHC	215x20.5x24	<b>KQT1137AF</b>	<b>Q10027</b>	<b>C1038AF</b>	<b>CCT292</b>
360 2.0	9/82-85	B19A,E	1986	OHC	215x20.5x24	<b>KQT1139AF</b>	<b>Q90169</b>	<b>C1038AF</b>	<b>CCT292</b>
360 2.0	1985-89	B200K	1986	OHC	215x20.5x24	<b>KQT1139AF</b>	<b>Q90169</b>	<b>C1038AF</b>	<b>CCT292</b>
360 2.0i	1985-89	B200E	1986	OHC	215x20.5x24	<b>KQT1139AF</b>	<b>Q90169</b>	<b>C1038AF</b>	<b>CCT292</b>
440 1.6i	11/91-97	B16F	1596	OHC	200x22x26	<b>KQT633AF</b>	<b>Q90270</b>	<b>C1014AF</b>	<b>CCT270</b>
440 1.7	8/88-91	B18K	1721	OHC	200x22x26	<b>KQT633AF</b>	<b>Q90270</b>	<b>C1014AF</b>	<b>CCT270</b>
440 1.7i	8/88-92	B18E	1721	OHC	200x22x26	<b>KQT633AF</b>	<b>Q90270</b>	<b>C1014AF</b>	<b>CCT270</b>
440 1.7i Turbo (-ch.205699)	8/88-12/91	B18FT,FTM	1721	OHC	200x22x26	<b>KQT1501AF</b>	<b>Q90756</b>	<b>C1014AF</b>	<b>CCT270</b>
440 1.7i Turbo (ch.205700-)	1/92-97	B18FT,FTM	1721	OHC	215x21.4x26	<b>KQT1849AF</b>	-	-	<b>CCT270</b>
440 1.8i	11/91-97	B18U	1794	OHC	200x22x26	<b>KQT633AF</b>	<b>Q90270</b>	<b>C1014AF</b>	<b>CCT270</b>
440 1.9 TD	11/93-97	D19T	1870	OHC	200x22x26	<b>KQT783AF</b>	<b>Q90668</b>	<b>C1630AF</b>	<b>CCT270</b>
440 2.0i	9/92-97	B20F	1995	OHC	210x21.9x26	<b>KQT1292AF</b>	-	-	<b>CCT270</b>
460 1.6i	9/93-97	B16F	1596	OHC	200x22x26	<b>KQT633AF</b>	<b>Q90270</b>	<b>C1014AF</b>	<b>CCT270</b>
460 1.7	4/90-91	B18K	1721	OHC	200x22x26	<b>KQT633AF</b>	<b>Q90270</b>	<b>C1014AF</b>	<b>CCT270</b>
460 1.7i	4/90-92	B18E	1721	OHC	200x22x26	<b>KQT633AF</b>	<b>Q90270</b>	<b>C1014AF</b>	<b>CCT270</b>
460 1.7i Turbo (-ch.205699)	4/90-12/91	B18FT,FTM	1721	OHC	200x22x26	<b>KQT1501AF</b>	<b>Q90756</b>	<b>C1014AF</b>	<b>CCT270</b>
460 1.7i Turbo (ch.205700-)	1/92-97	B18FT,FTM	1721	OHC	215x21.4x26	<b>KQT1849AF</b>	-	-	<b>CCT270</b>
460 1.8i	11/91-97	B18U	1794	OHC	200x22x26	<b>KQT633AF</b>	<b>Q90270</b>	<b>C1014AF</b>	<b>CCT270</b>
460 1.9 TD	11/93-97	D19T	1870	OHC	200x22x26	<b>KQT783AF</b>	<b>Q90668</b>	<b>C1630AF</b>	<b>CCT270</b>
460 2.0i	9/92-97	B20F	1995	OHC	210x21.9x26	<b>KQT1292AF</b>	-	-	<b>CCT270</b>
480 1.7i	8/86-92	B18E,F	1721	OHC	200x22x26	<b>KQT633AF</b>	<b>Q90270</b>	<b>C1014AF</b>	<b>CCT270</b>
480 1.7i Turbo (-ch.567599)	8/86-12/91	B18FT	1721	OHC	200x22x26	<b>KQT1501AF</b>	<b>Q90756</b>	<b>C1014AF</b>	<b>CCT270</b>
480 1.7i Turbo (ch.567600-)	1/92-95	B18FT	1721	OHC	215x21.4x26	<b>KQT1849AF</b>	-	-	<b>CCT270</b>
480 2.0i	9/92-95	B20F	1995	OHC	210x21.9x26	<b>KQT1292AF</b>	-	-	<b>CCT270</b>
740 2.0i	1/83-8/84	B19E	1990	OHC	216x25.4x22	<b>KQT231AF</b>	<b>Q10027</b>	<b>C946AF</b>	<b>CCT99</b>
740 2.0,2.0i (M46 overdrive )	9/84-92	B200E,F,K	1986	OHC	215x25.2x22	<b>KQT1960AF</b>	<b>Q90772</b>	<b>C1736AF</b>	<b>CCT490</b>
<i>(flat type flywheel - Volant plat - Schwungrad)</i>									
740 2.0,2.0i (M47  )	9/84-92	B200E,F,K	1986	OHC	215x25.2x22	<b>KQT1496AF</b>	<b>Q90752</b>	<b>C1736AF</b>	<b>CCT490</b>
<i>(recessed type flywheel - Volant creux - Schwungrad)</i>									
740 2.0i Turbo	9/84-91	B200ET	1986	OHC	228x25.4x22	<b>KQT1067AF</b>	<b>Q90724</b>	<b>C1033AF</b>	<b>CCT490</b>
740 2.0i 16V	9/87-91	B204E	1986	OHC	228x25.2x22	<b>KQT1306AF</b>	-	-	<b>CCT490</b>
740 2.0i 16V Turbo	1/89-91	B204GT	1986	OHC	228x25.4x22	<b>KQT1067AF</b>	<b>Q90724</b>	<b>C1033AF</b>	<b>CCT490</b>

1 Clutch Cover and Release Bearing must be fitted as a pair - Le Mécanisme et la butée doivent être montés ensemble - Kupplungsautomat und Ausrücklager müssen zusammen montiert werden  
 13 Kit only - Vendu seulement en kit - Nur als Satz Verfügbar  
 Gearbox - Boîte de vitesse - Getriebe  
 4 speed gearbox - Boîte à 4 vitesses - 4-Gang Getriebe  
 5 speed gearbox - Boîte à 5 vitesses - 5-Gang Getriebe

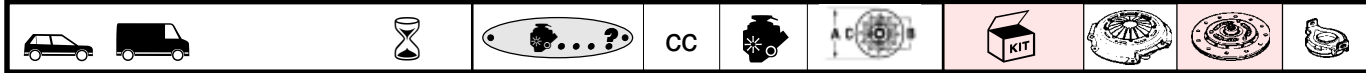


CC



## ... VOLVO

740 2.3	1/83-8/84	B23E	2320	OHC	216x25.4x22	QKT231AF	Q10027	C946AF	CCT99
740 2.3 (M46 overdrive )	9/84-8/89	B230E,F	2316	OHC	215x25.2x22	QKT1960AF	Q90772	C1736AF	CCT490
(-ch.396999)									
740 2.3 (M46 overdrive )	8/89-92	B230A,E,F,K	2316	OHC	228x25.4x22	QKT614AF	Q90169	C1033AF	CCT490
(ch.397000-)									
740 2.3 (M47 )	9/84-92	B230A,E,F,K	2316	OHC	228x25.4x22	QKT614AF	Q90169	C1033AF	CCT490
740 2.3 16V	9/87-91	B234F	2316	DOHC	228x25.2x22	QKT1306AF	-	-	CCT490
740 2.3 Turbo	9/84-91	B230ET,FT,GT	2316	OHC	228x25.4x22	QKT1067AF	Q90724	C1033AF	CCT490
740 2.3 Estate (M46 overdrive )	9/84-8/89	B230E,B230F	2316	OHC	215x25.2x22	QKT1960AF	Q90772	C1736AF	CCT490
(-ch.242699)									
740 2.3 Estate (M46 overdrive )	8/89-92	B230A,E,F,K	2316	OHC	228x25.4x22	QKT614AF	Q90169	C1033AF	CCT490
(ch.242700-)									
740 2.4 D	1/83-91	D24	2383	OHC	228x25.2x22	QKT1581AF	Q90169	C1786AF	CCT490
740 2.4 TD	9/84-91	D24T	2383	OHC	228x25.2x22	QKT1581AF	Q90169	C1786AF	CCT490
740 2.4 TDi	9/87-91	D24TIC	2383	OHC	228x25.2x22	QKT1844AF	Q90724	-	CCT490
760 2.3i	9/84-8/86	B230K	2316	OHC	228x25.4x22	QKT614AF	Q90169	C1033AF	CCT490
760 2.3i Turbo	9/84-91	B23ET,FT,	2316	OHC	228x25.4x22	QKT1067AF	Q90724	C1033AF	CCT490
760 2.4 TD	9/84-87	D24TD	2383	OHC	228x25.2x22	QKT1581AF	Q90169	C1786AF	CCT490
760 2.4 TDi	9/87-91	D24TIC	2383	OHC	228x25.2x22	QKT1844AF	Q90724	-	CCT490
760 2.8i V6	4/82-91	B28,B280	2849	V6	228x25.2x22	QKT3276AF <sup>13</sup>	-	-	-
780 2.0i Turbo	9/85-91	B200ET	1986	OHC	228x25.4x22	QKT1067AF	Q90724	C1033AF	CCT490
780 2.4 TDi	9/85-91	D24TIC	2383	OHC	228x25.2x22	QKT1844AF	Q90724	-	CCT490
780 2.8i V6	9/85-91	B280E,B280F	2849	V6	228x25.2x22	QKT3276AF <sup>13</sup>	-	-	-
850 2.0i 10V	1994-97	B5202FS	1984	DOHC	228x21.8x20	QKT741AF	Q90293	C1216AF	CCT367
850 2.0i 20V	4/92-97	B5204FS	1984	DOHC	228x21.8x20	QKT741AF	Q90293	C1216AF	CCT367
850 2.0i 20V Turbo (-ch.299999)	1993-97	B5204T	1984	DOHC	240x21.8x20	QKT1348AF	-	-	CCT367
850 2.0i 20V Turbo (ch.355000-)	1993-97	B5204T	1984	DOHC	240x21.8x20	QKT2038AF	-	-	CCT367
850 2.3i 20V	1994-97	B5234FS	2319	DOHC	228x21.8x20	QKT741AF	Q90293	C1216AF	CCT367
850 2.3i R Turbo	11/95-97	B5234T4	2319	DOHC	240x21.8x20	QKT2080AF	-	-	CCT367
850 2.3i T5 Turbo	1993-97	B5234FT	2319	DOHC	240x21.8x20	QKT1348AF	-	-	CCT367
850 2.5i 10V	1993-97	B5252FS	2435	DOHC	228x21.8x20	QKT741AF	Q90293	C1216AF	CCT367
850 2.5i 20V	8/91-97	B5254FS	2435	DOHC	228x21.8x20	QKT741AF	Q90293	C1216AF	CCT367
850 2.5i 20V Turbo	1996-97	B5254T	2435	DOHC	240x21.8x20	QKT2038AF	-	-	CCT367
850 2.5i 20V Turbo AWD	7/96-97	B5254T	2435	DOHC	240x21.8x20	QKT1994AF <sup>13</sup>	-	-	-
850 2.5 TD	8/95-97	D5252T	2461	OHC	240x21.8x20	QKT2040AF	-	-	CCT367
850 Estate 2.0i 20V Turbo (-ch.199999)	1993-97	B5204T	1984	DOHC	240x21.8x20	QKT1348AF	-	-	CCT367
850 Estate 2.0i 20V Turbo (ch.275000-)	1993-97	B5204T	1984	DOHC	240x21.8x20	QKT2038AF	-	-	CCT367
940 2.0i (M46 )	9/90-94	B200E,F,G	1986	OHC	228x25.4x22	QKT614AF	Q90169	C1033AF	CCT490
940 2.0i (M47 )	9/90-95	B200E,F,G	1986	OHC	215x25.2x22	QKT1496AF	Q90752	C1736AF	CCT490
( -ch.164381,164440-164641)									
( -ch.109050,109116-109342)									
940 2.0i (M47 )	9/90-95	B200E,F,G	1986	OHC	215x25.2x22	QKT1838AF	Q90752	C1736AF	CCT616
( -ch.164382-164439,164642-)									
( ch.109051-109115,109343-)									
940 2.0i Turbo (M46 )	9/90-95	B200FT,GT	1986	OHC	228x25.2x22	QKT1232AF	Q90724	-	CCT490
( -ch.164381,164440-164641)									
( -ch.109050,109116-109342)									
940 2.0i Turbo (M46 )	9/90-95	B200FT,GT	1986	OHC	228x25.2x22	QKT1846AF	Q90724	-	CCT616
( -ch.164382-164439,164642-)									
( ch.109051-109115,109343-)									
940 2.0i Turbo (M90 )	9/93-95	B200FT	1986	OHC	240x21.8x20	QKT1861AF	-	-	CCT490
( -ch.164381,164440-164641)									
( -ch.109050,109116-109342)									
940 2.0i Turbo (M90 )	9/93-95	B200FT	1986	OHC	240x21.8x20	QKT1862AF	-	-	CCT616
( -ch.164382-164439,164642-)									
( ch.109051-109115,109343-)									
940 2.0i 16V	9/90-94	B204E	1986	DOHC	228x25.2x22	QKT1306AF	-	-	CCT490
940 2.0i 16V Turbo (M46 )	9/90-95	B204FT	1986	DOHC	228x25.2x22	QKT1232AF	Q90724	-	CCT490
( -ch.164381,164440-164641)									
( -ch.109050,109116-109342)									
940 2.0i 16V Turbo (M46 )	9/90-95	B204FT	1986	DOHC	228x25.2x22	QKT1846AF <sup>13</sup>	Q90724	-	CCT616
( -ch.164382-164439,164642-)									
( ch.109051-109115,109343-)									
940 2.0i 16V Turbo (M90 )	9/93-95	B204FT	1986	DOHC	240x21.8x20	QKT1861AF	-	-	CCT490
( -ch.164381,164440-164641)									
( -ch.109050,109116-109342)									
940 2.0i 16V Turbo (M90 )	9/93-95	B204FT	1986	DOHC	240x21.8x20	QKT1862AF	-	-	CCT616
( -ch.164382-164439,164642-)									
( ch.109051-109115,109343-)									



... VOLVO									
940 2.3i (-ch.164381,164440-164641) (-ch.109050,109116-109342)	9/90-95	B230E,F,G	2316	OHC	228x25.4x22	<b>QKT614AF</b>	<b>Q90169</b>	<b>C1033AF</b>	<b>CCT490</b>
940 2.3i (-ch.164382-164439,164642-) (ch.109051-109115,109343-)	9/90-95	B230E,F,G	2316	OHC	228x25.2x22	<b>QKT1817AF</b>	<b>Q90752</b>	-	<b>CCT616</b>
940 2.3i 16V	9/90-94	B234F,B234G	2316	DOHC	228x25.2x22	<b>QKT1306AF</b>	-	-	<b>CCT490</b>
940 2.3i Turbo (M46 ) (-ch.164381,164440-164641) (-ch.109050,109116-109342)	9/90-95	B230FT,GT	2316	OHC	228x25.2x22	<b>QKT1232AF</b>	<b>Q90724</b>	-	<b>CCT490</b>
940 2.3i Turbo (M46 ) (-ch.164382-164439,164642-) (ch.109051-109115,109343-)	9/90-95	B230FT,GT	2316	OHC	228x25.2x22	<b>QKT1846AF</b>	<b>Q90724</b>	-	<b>CCT616</b>
940 2.3i Turbo (M90 ) (-ch.164381,164440-164641) (-ch.109050,109116-109342)	9/93-98	B230FT,GT	2316	OHC	240x21.8x20	<b>QKT1861AF</b>	-	-	<b>CCT490</b>
940 2.3i Turbo (M90 ) (-ch.164382-164439,164642-) (ch.109051-109115,109343-)	9/93-98	B230FT,GT	2316	OHC	240x21.8x20	<b>QKT1862AF</b>	-	-	<b>CCT616</b>
940 2.3i Turbo LPT	2/95-98	B230FK	2316	OHC	228x25.2x22	<b>QKT1817AF</b>	<b>Q90752</b>	-	<b>CCT616</b>
940 2.4 D	9/90-94	D24	2383	OHC	228x25.2x22	<b>QKT1581AF</b>	<b>Q90169</b>	<b>C1786AF</b>	<b>CCT490</b>
940 2.4 TD	9/90-94	D24T	2383	OHC	228x25.2x22	<b>QKT1581AF</b>	<b>Q90169</b>	<b>C1786AF</b>	<b>CCT490</b>
940 2.4 TDi (M46 ) (-ch.164381,164440-164641) (-ch.109050,109116-109342)	9/90-95	D24TIC	2383	OHC	228x25.2x22	<b>QKT1844AF</b>	<b>Q90724</b>	-	<b>CCT490</b>
940 2.4 TDi (M46 ) (-ch.164382-164439,164642-) (ch.109051-109115,109343-)	9/90-95	D24TIC	2383	OHC	228x25.2x22	<b>QKT1847AF</b>	<b>Q90724</b>	-	<b>CCT616</b>
940 2.4 TDi (M90 ) (-ch.164381,164440-164641) (-ch.109050,109116-109342)	9/93-96	D24TIC	2383	OHC	228x21.8x20	<b>QKT2078AF</b>	<b>Q90724</b>	-	<b>CCT490</b>
940 2.4 TDi (M90 ) (-ch.164382-164439,164642-) (ch.109051-109115,109343-)	9/93-96	D24TIC	2383	OHC	228x21.8x20	<b>QKT1864AF</b>	<b>Q90724</b>	-	<b>CCT616</b>
960 2.3i Turbo (M46 ) (-ch.41393)(-ch.16575)	9/90-95	B230FT,GT	2316	OHC	228x25.2x22	<b>QKT1232AF</b>	<b>Q90724</b>	-	<b>CCT490</b>
960 2.3i Turbo (M46 ) (ch.41394-)(-ch.16576-)	9/90-95	B230FT,GT	2316	OHC	228x25.2x22	<b>QKT1846AF</b>	<b>Q90724</b>	-	<b>CCT616</b>
960 2.3i Turbo (M90 ) (-ch.41393)(-ch.16575)	9/93-96	B230FT,GT	2316	OHC	240x21.8x20	<b>QKT1861AF</b>	-	-	<b>CCT490</b>
960 2.3i Turbo (M90 ) (ch.41394-)(-ch.16576-)	9/93-96	B230FT,GT	2316	OHC	240x21.8x20	<b>QKT1862AF</b>	-	-	<b>CCT616</b>
960 2.4 TD (M46 ) (-ch.41393)(-ch.16575)	9/90-95	D24TIC	2383	OHC	228x25.2x22	<b>QKT1844AF</b>	<b>Q90724</b>	-	<b>CCT490</b>
960 2.4 TD (M46 ) (ch.41394-)(-ch.16576-)	9/90-95	D24TIC	2383	OHC	228x25.2x22	<b>QKT1847AF</b>	<b>Q90724</b>	-	<b>CCT616</b>
960 2.4 TD (M90 ) (-ch.41393)(-ch.16575)	9/93-96	D24TIC	2383	OHC	228x21.8x20	<b>QKT2078AF</b>	<b>Q90724</b>	-	<b>CCT490</b>
960 2.4 TD (M90 ) (ch.41394-)(-ch.16576-)	9/93-96	D24TIC	2383	OHC	228x21.8x20	<b>QKT1864AF</b>	<b>Q90724</b>	-	<b>CCT616</b>
960 2.5i 24V	8/94-96	B6254S	2473	DOHC	240x21.8x20	<b>QKT1862AF</b>	-	-	<b>CCT616</b>
960 2.9i 24V	8/95-96	B6304S	2922	DOHC	240x21.4x20	<b>QKT2103AF</b>	-	-	<b>CCT616</b>
C70 2.0i 20V Turbo (-ch.8499)(-ch.1099)	8/97-	B5204T2	1984	DOHC	228x21.8x20	<b>QKT1992AF<sup>12</sup></b>	<b>Q90293</b>	<b>C1216AF</b>	-
C70 2.0i 20V Turbo (-ch.8499)(-ch.1099)	8/97-	B5204T2	1984	DOHC	228x21.8x20	<b>QKT2193AF<sup>16</sup></b>	<b>Q90293</b>	<b>C1216AF</b>	<b>CSC010</b>
C70 2.0i 20V Turbo (ch.8500-)(ch.1100-)	8/97-	B5204T2	1984	DOHC	228x21.9x20	<b>QKT2142AF<sup>12</sup></b>	-	-	-
C70 2.0i 20V Turbo (ch.8500-)(ch.1100-)	8/97-	B5204T2	1984	DOHC	228x21.9x20	<b>QKT2206AF<sup>16</sup></b>	-	-	<b>CSC010</b>
C70 2.0i 20V Turbo	5/99-	B5204T4	1984	DOHC	228x21.9x20	<b>QKT2142AF<sup>12</sup></b>	-	-	-
C70 2.0i 20V Turbo	5/99-	B5204T4	1984	DOHC	228x21.9x20	<b>QKT2206AF<sup>16</sup></b>	-	-	<b>CSC010</b>
C70 2.3i 20V Turbo T5	8/97-	B5234T3,5,6	2319	DOHC	240x21.8x20	<b>QKT1995AF<sup>12</sup></b>	-	-	-
C70 2.3i 20V Turbo T5	8/97-	B5234T3,5,6	2319	DOHC	240x21.8x20	<b>QKT2196AF<sup>16</sup></b>	-	-	<b>CSC010</b>
C70 2.5i 20V (-ch.8499)	8/97-	B5254S	2435	DOHC	228x21.8x20	<b>QKT1992AF<sup>12</sup></b>	<b>Q90293</b>	<b>C1216AF</b>	-
C70 2.5i 20V (-ch.8499)	8/97-	B5254S	2435	DOHC	228x21.8x20	<b>QKT2193AF<sup>16</sup></b>	<b>Q90293</b>	<b>C1216AF</b>	<b>CSC010</b>
C70 2.5i 20V (ch.8500-)	8/97-	B5254S	2435	DOHC	228x21.9x20	<b>QKT2142AF<sup>12</sup></b>	-	-	-
C70 2.5i 20V (ch.8500-)	8/97-	B5254S	2435	DOHC	228x21.9x20	<b>QKT2206AF<sup>16</sup></b>	-	-	<b>CSC010</b>
C70 2.5i 20V Turbo	8/97-	B5254T	2435	DOHC	240x21.8x20	<b>QKT1995AF<sup>12</sup></b>	-	-	-
C70 2.5i 20V Turbo	8/97-	B5254T	2435	DOHC	240x21.8x20	<b>QKT2196AF<sup>16</sup></b>	-	-	<b>CSC010</b>

12 2-in-1 Kit (Cover & Plate) - Kit de 2 pieces (Mécanisme & Disque) - Satz enthält nur Automat und Scheibe  
 16 Kit including Concentric Slave Cylinder - Kit incluant la butée hydraulique - Satz enthält Hydraulischer Zentralausrücker  
 Gearbox - Boîte de vitesse - Getriebe



CC



## ... VOLVO

S40 1.6i (-ch.138350)	3/96-	B4164S	1596	OHC	220x x26	<b>QKT1546AF</b>	-	-	CCT576
S40 1.8i (-ch.138350)	7/95-	B4184S	1731	DOHC	220x x26	<b>QKT1546AF</b>	-	-	CCT576
S40 1.9i 16V Turbo T4	6/97-	B4194T	1855	DOHC	240x21.8x20	<b>QKT1995AF<sup>12</sup></b>	-	-	-
S40 1.9i 16V Turbo T4	6/97-	B4194T	1855	DOHC	240x21.8x20	<b>QKT2196AF<sup>16</sup></b>	-	-	CSC010
S40 1.9 TD	7/95-	D4192T	1870	OHC	215x x26	<b>QKT1547AF</b>	-	-	CCT576
S40 2.0i (-ch.138350)	7/95-	B4204S	1948	DOHC	220x x26	<b>QKT1546AF</b>	-	-	CCT576
S40 2.0i Turbo	10/97-	B4204T,T2	1948	DOHC	228x21.9x20	<b>QKT2142AF<sup>12</sup></b>	-	-	-
S40 2.0i Turbo	10/97-	B4204T,T2	1948	DOHC	228x21.9x20	<b>QKT2206AF<sup>16</sup></b>	-	-	CSC010
S70 2.0i (-ch.459999) (Cable-Câble-Seilzüge)	1997-	B5202S,5204S	1984	DOHC	228x21.8x20	<b>QKT741AF</b>	<b>Q90293</b>	<b>C1216AF</b>	<b>CCT367</b>
S70 2.0i (ch.460000-564999) (Hydraulic-Hydraulique-Hydraulik)	1997-	B5202S,5204S	1984	DOHC	228x21.8x20	<b>QKT1992AF<sup>12</sup></b>	<b>Q90293</b>	<b>C1216AF</b>	-
S70 2.0i (ch.460000-564999) (Hydraulic-Hydraulique-Hydraulik)	1997-	B5202S,5204S	1984	DOHC	228x21.8x20	<b>QKT2193AF<sup>16</sup></b>	<b>Q90293</b>	<b>C1216AF</b>	<b>CSC010</b>
S70 2.0i (ch.565000-)	1997-	B5202S,5204S	1984	DOHC	228x21.9x20	<b>QKT2142AF<sup>12</sup></b>	-	-	-
S70 2.0i (ch.565000-)	1997-	B5202S,5204S	1984	DOHC	228x21.9x20	<b>QKT2206AF<sup>16</sup></b>	-	-	CSC010
S70 2.0i Turbo (-ch.459999) (Cable-Câble-Seilzüge)	1997-	B5204T,T3	1984	DOHC	240x21.8x20	<b>QKT2038AF</b>	-	-	CCT367
S70 2.0i Turbo (-ch.459999) (Cable-Câble-Seilzüge)	1997-	B5204T2	1984	DOHC	228x21.8x20	<b>QKT741AF</b>	<b>Q90293</b>	<b>C1216AF</b>	<b>CCT367</b>
S70 2.0i Turbo (ch.460000-564999) (Hydraulic-Hydraulique-Hydraulik)	1997-	B5204T2	1984	DOHC	228x21.8x20	<b>QKT1992AF<sup>12</sup></b>	<b>Q90293</b>	<b>C1216AF</b>	-
S70 2.0i Turbo (ch.460000-564999) (Hydraulic-Hydraulique-Hydraulik)	1997-	B5204T2	1984	DOHC	228x21.8x20	<b>QKT2193AF<sup>16</sup></b>	<b>Q90293</b>	<b>C1216AF</b>	<b>CSC010</b>
S70 2.0i Turbo (ch.565000-)	1997-	B5204T2,T4	1984	DOHC	228x21.9x20	<b>QKT2142AF<sup>12</sup></b>	-	-	-
S70 2.0i Turbo (ch.565000-)	1997-	B5204T2,T4	1984	DOHC	228x21.9x20	<b>QKT2206AF<sup>16</sup></b>	-	-	CSC010
S70 2.0i Turbo (ch.460000-)	1997-	B5204T,T3	1984	DOHC	240x21.8x20	<b>QKT1995AF<sup>12</sup></b>	-	-	-
S70 2.0i Turbo (ch.460000-)	1997-	B5204T,T3	1984	DOHC	240x21.8x20	<b>QKT2196AF<sup>16</sup></b>	-	-	CSC010
S70 2.3i 20V Turbo (-ch.459999)	1997-	B5234T	2319	DOHC	240x21.8x20	<b>QKT2038AF</b>	-	-	CCT367
S70 2.3i 20V Turbo (ch.460000-)	1997-	B5234T	2319	DOHC	240x21.8x20	<b>QKT1995AF<sup>12</sup></b>	-	-	-
S70 2.3i 20V Turbo (ch.460000-)	1997-	B5234T	2319	DOHC	240x21.8x20	<b>QKT2196AF<sup>16</sup></b>	-	-	CSC010
S70 2.3i 20V Turbo R (-ch.459999)	1997-	B5234T4	2319	DOHC	240x21.8x20	<b>QKT2038AF</b>	-	-	CCT367
S70 2.3i 20V Turbo T5 (-ch.459999)	1997-	B5234T3,5,6	2319	DOHC	240x21.8x20	<b>QKT2038AF</b>	-	-	CCT367
S70 2.3i 20V Turbo T5 (ch.460000-)	1997-	B5234T3,5,6	2319	DOHC	240x21.8x20	<b>QKT1995AF<sup>12</sup></b>	-	-	-
S70 2.3i 20V Turbo T5 (ch.460000-)	1997-	B5234T3,5,6	2319	DOHC	240x21.8x20	<b>QKT2196AF<sup>16</sup></b>	-	-	CSC010
S70 2.5i 10V (-ch.459999) (Cable-Câble-Seilzüge)	1997-	B5252S	2435	DOHC	228x21.8x20	<b>QKT741AF</b>	<b>Q90293</b>	<b>C1216AF</b>	<b>CCT367</b>
S70 2.5i 10V (ch.460000-564999) (Hydraulic-Hydraulique-Hydraulik)	1997-	B5252S	2435	DOHC	228x21.8x20	<b>QKT1992AF<sup>12</sup></b>	<b>Q90293</b>	<b>C1216AF</b>	-
S70 2.5i 10V (ch.460000-564999) (Hydraulic-Hydraulique-Hydraulik)	1997-	B5252S	2435	DOHC	228x21.8x20	<b>QKT2193AF<sup>16</sup></b>	<b>Q90293</b>	<b>C1216AF</b>	<b>CSC010</b>
S70 2.5i 10V (ch.565000-)	1997-	B5252S	2435	DOHC	228x21.9x20	<b>QKT2142AF<sup>12</sup></b>	-	-	-
S70 2.5i 10V (ch.565000-)	1997-	B5252S	2435	DOHC	228x21.9x20	<b>QKT2206AF<sup>16</sup></b>	-	-	CSC010
S70 2.5i 20V (-ch.459999)(Cable) (Cable-Câble-Seilzüge)	1997-	B5254S	2435	DOHC	228x21.8x20	<b>QKT741AF</b>	<b>Q90293</b>	<b>C1216AF</b>	<b>CCT367</b>
S70 2.5i 20V (ch.460000-564999) (Hydraulic-Hydraulique-Hydraulik)	1997-	B5254S	2435	DOHC	228x21.8x20	<b>QKT1992AF<sup>12</sup></b>	<b>Q90293</b>	<b>C1216AF</b>	-
S70 2.5i 20V (ch.460000-564999) (Hydraulic-Hydraulique-Hydraulik)	1997-	B5254S	2435	DOHC	228x21.8x20	<b>QKT2193AF<sup>16</sup></b>	<b>Q90293</b>	<b>C1216AF</b>	<b>CSC010</b>
S70 2.5i 20V (ch.565000-)	1997-	B5254S	2435	DOHC	228x21.9x20	<b>QKT2142AF<sup>12</sup></b>	-	-	-
S70 2.5i 20V (ch.565000-)	1997-	B5254S	2435	DOHC	228x21.9x20	<b>QKT2206AF<sup>16</sup></b>	-	-	CSC010
S70 2.5i 20V Turbo (-ch.459999)	1997-	B5254T	2435	DOHC	240x21.8x20	<b>QKT2038AF</b>	-	-	CCT367
S70 2.5i 20V Turbo (ch.460000-)	1997-	B5254T	2435	DOHC	240x21.8x20	<b>QKT1995AF<sup>12</sup></b>	-	-	-
S70 2.5i 20V Turbo (ch.460000-)	1997-	B5254T	2435	DOHC	240x21.8x20	<b>QKT2196AF<sup>16</sup></b>	-	-	CSC010
S70 2.5 TD (-ch.459999)	1997-	D5252T	2461	OHC	240x21.8x20	<b>QKT2040AF</b>	-	-	CCT367
S70 2.5 TD (ch.460000-)	1997-	D5252T	2461	OHC	240x21.8x20	<b>QKT2140AF<sup>12</sup></b>	-	-	-
S70 2.5 TD (ch.460000-)	1997-	D5252T	2461	OHC	240x21.8x20	<b>QKT2204AF<sup>16</sup></b>	-	-	CSC010
S80 2.0i Turbo	1998-	B5204T3	1984	DOHC	240x21.8x20	<b>QKT1995AF<sup>12</sup></b>	-	-	-
S80 2.0i Turbo	1998-	B5204T3	1984	DOHC	240x21.8x20	<b>QKT2196AF<sup>16</sup></b>	-	-	CSC010
S80 2.0i Turbo	1998-	B5204T4	1984	DOHC	228x21.9x20	<b>QKT2142AF<sup>12</sup></b>	-	-	-
S80 2.0i Turbo	1998-	B5204T4	1984	DOHC	228x21.9x20	<b>QKT2206AF<sup>16</sup></b>	-	-	CSC010
S80 2.4i 20V	1998-	B5244S,S2	2435	DOHC	228x21.9x20	<b>QKT2142AF<sup>12</sup></b>	-	-	-
S80 2.4i 20V	1998-	B5244S,S2	2435	DOHC	228x21.9x20	<b>QKT2206AF<sup>16</sup></b>	-	-	CSC010
S80 2.5 TD	1998-	D5252T	2460	OHC	240x21.8x20	<b>QKT2140AF<sup>12</sup></b>	-	-	-
S80 2.5 TD	1998-	D5252T	2460	OHC	240x21.8x20	<b>QKT2204AF<sup>16</sup></b>	-	-	CSC010
S80 2.9i 24V	1998-	B6294S,6304S3	2922	DOHC	240x21.8x20	<b>QKT1995AF<sup>12</sup></b>	-	-	-
S80 2.9i 24V	1998-	B6294S,6304S3	2922	DOHC	240x21.8x20	<b>QKT2215AF<sup>16</sup></b>	-	-	CSC015
S90 2.9i 24V	11/96-5/98	B6304S2,6304G	2922	DOHC	240x21.4x20	<b>QKT2102AF<sup>13</sup></b>	-	-	-
V40 1.6i (-ch.138350)	3/96-	B4164S	1587	DOHC	220x x26	<b>QKT1546AF</b>	-	-	CCT576
V40 1.8i (-ch.138350)	7/95-	B4184S	1731	DOHC	220x x26	<b>QKT1546AF</b>	-	-	CCT576
V40 1.9i 16V Turbo T4	6/97-	B4194T	1855	DOHC	240x21.8x20	<b>QKT1995AF<sup>12</sup></b>	-	-	-
V40 1.9i 16V Turbo T4	6/97-	B4194T	1855	DOHC	240x21.8x20	<b>QKT2196AF<sup>16</sup></b>	-	-	CSC010
V40 1.9 TD	7/95-	D4192T	1870	OHC	215x x26	<b>QKT1547AF</b>	-	-	CCT576
V40 2.0i (-ch.138350)	7/95-	B4204S	1948	DOHC	220x x26	<b>QKT1546AF</b>	-	-	CCT576
V40 2.0i Turbo	10/97-	B5204T,T2	1948	DOHC	228x21.9x20	<b>QKT2142AF<sup>12</sup></b>	-	-	-
V40 2.0i Turbo	10/97-	B5204T,T2	1948	DOHC	228x21.9x20	<b>QKT2206AF<sup>16</sup></b>	-	-	CSC010

12 2-in-1 Kit (Cover &amp; Plate) - Kit de 2 pieces (Mécanisme &amp; Disque) - Satz enthält nur Automat und Scheibe

13 Kit only - Vendu seulement en kit - Nur als Satz Verfügbar

16 Kit including Concentric Slave Cylinder - Kit incluant la butée hydraulique - Satz enthält Hydraulischer Zentralausrücker



V

## ... VOLVO

V70 2.0i (-ch.394999) (Cable-Câble-Seilzüge)	1997-	B5202,5204S	1984	DOHC	228x21.8x20	<b>QKT741AF</b>	<b>Q90293</b>	<b>C1216AF</b>	<b>CCT367</b>
V70 2.0i (ch.395000-539999) (Hydraulic-Hydraulique-Hydraulik)	1997-	B5202,5204S	1984	DOHC	228x21.8x20	<b>QKT1992AF<sup>12</sup></b>	<b>Q90293</b>	<b>C1216AF</b>	-
V70 2.0i (ch.395000-539999) (Hydraulic-Hydraulique-Hydraulik)	1997-	B5202,5204S	1984	DOHC	228x21.8x20	<b>QKT2193AF<sup>16</sup></b>	<b>Q90293</b>	<b>C1216AF</b>	<b>CSC010</b>
V70 2.0i (ch.540000-)	1997-	B5202,5204S	1984	DOHC	228x21.9x20	<b>QKT2142AF<sup>12</sup></b>	-	-	-
V70 2.0i (ch.540000-)	1997-	B5202,5204S	1984	DOHC	228x21.9x20	<b>QKT2206AF<sup>16</sup></b>	-	-	<b>CSC010</b>
V70 2.0i Turbo (-ch.394999) (Cable-Câble-Seilzüge)	1997-	B5204T2	1984	DOHC	228x21.8x20	<b>QKT741AF</b>	<b>Q90293</b>	<b>C1216AF</b>	<b>CCT367</b>
V70 2.0i Turbo (ch.395000-539999) (Hydraulic-Hydraulique-Hydraulik)	1997-	B5204T2	1984	DOHC	228x21.8x20	<b>QKT1992AF<sup>12</sup></b>	<b>Q90293</b>	<b>C1216AF</b>	-
V70 2.0i Turbo (ch.395000-539999) (Hydraulic-Hydraulique-Hydraulik)	1997-	B5204T2	1984	DOHC	228x21.8x20	<b>QKT2193AF<sup>16</sup></b>	<b>Q90293</b>	<b>C1216AF</b>	<b>CSC010</b>
V70 2.0i Turbo (ch.540000-)	1997-	B5204T2	1984	DOHC	228x21.9x20	<b>QKT2142AF<sup>12</sup></b>	-	-	-
V70 2.0i Turbo (ch.540000-)	1997-	B5204T2	1984	DOHC	228x21.9x20	<b>QKT2206AF<sup>16</sup></b>	-	-	<b>CSC010</b>
V70 2.0i Turbo AWD (ch.395000-)	1997-	B5204T3	1984	DOHC	240x21.8x20	<b>QKT1995AF<sup>12</sup></b>	-	-	-
V70 2.0i Turbo AWD (ch.395000-)	1997-	B5204T3	1984	DOHC	240x21.8x20	<b>QKT2196AF<sup>16</sup></b>	-	-	<b>CSC010</b>
V70 2.0i Turbo T5 (-ch.394999)	1997-	B5204T3	1984	DOHC	240x21.8x20	<b>QKT2038AF</b>	-	-	<b>CCT367</b>
V70 2.0i Turbo T5 (ch.395000-)	1997-	B5204T3	1984	DOHC	240x21.8x20	<b>QKT1995AF<sup>12</sup></b>	-	-	-
V70 2.0i Turbo T5 (ch.395000-)	1997-	B5204T3	1984	DOHC	240x21.8x20	<b>QKT2196AF<sup>16</sup></b>	-	-	<b>CSC010</b>
V70 2.3i 20V Turbo (-ch.394999)	1997-	B5234T	2319	DOHC	240x21.8x20	<b>QKT2038AF</b>	-	-	<b>CCT367</b>
V70 2.3i 20V Turbo (ch.395000-)	1997-	B5234T	2319	DOHC	240x21.8x20	<b>QKT1995AF<sup>12</sup></b>	-	-	-
V70 2.3i 20V Turbo (ch.395000-)	1997-	B5234T	2319	DOHC	240x21.8x20	<b>QKT2196AF<sup>16</sup></b>	-	-	<b>CSC010</b>
V70 2.3i 20V Turbo T5,R (-ch.394999)	1997-	B5234T3,4,5,6	2319	DOHC	240x21.8x20	<b>QKT2038AF</b>	-	-	<b>CCT367</b>
V70 2.3i 20V Turbo T5 (ch.395000-)	1997-	B5234T3,5,6,8	2319	DOHC	240x21.8x20	<b>QKT1995AF<sup>12</sup></b>	-	-	-
V70 2.3i 20V Turbo T5 (ch.395000-)	1997-	B5234T3,5,6,8	2319	DOHC	240x21.8x20	<b>QKT2196AF<sup>16</sup></b>	-	-	<b>CSC010</b>
V70 2.3i 20V Turbo T5 AWD (ch.395000-)	1997-	B5234T3,5,6,8	2319	DOHC	240x21.8x20	<b>QKT1995AF<sup>12</sup></b>	-	-	-
V70 2.3i 20V Turbo T5 AWD (ch.395000-)	1997-	B5234T3,5,6,8	2319	DOHC	240x21.8x20	<b>QKT2196AF<sup>16</sup></b>	-	-	<b>CSC010</b>
V70 2.5i 10V (-ch.394999) (Cable-Câble-Seilzüge)	1997-	B5252S	2435	DOHC	228x21.8x20	<b>QKT741AF</b>	<b>Q90293</b>	<b>C1216AF</b>	<b>CCT367</b>
V70 2.5i 10V (ch.395000-539999) (Hydraulic-Hydraulique-Hydraulik)	1997-	B5252S	2435	DOHC	228x21.8x20	<b>QKT1992AF<sup>12</sup></b>	<b>Q90293</b>	<b>C1216AF</b>	-
V70 2.5i 10V (ch.395000-539999) (Hydraulic-Hydraulique-Hydraulik)	1997-	B5252S	2435	DOHC	228x21.8x20	<b>QKT2193AF<sup>16</sup></b>	<b>Q90293</b>	<b>C1216AF</b>	<b>CSC010</b>
V70 2.5i 10V (ch.540000-)	1997-	B5252S	2435	DOHC	228x21.9x20	<b>QKT2142AF<sup>12</sup></b>	-	-	-
V70 2.5i 10V (ch.540000-)	1997-	B5252S	2435	DOHC	228x21.9x20	<b>QKT2206AF<sup>16</sup></b>	-	-	<b>CSC010</b>
V70 2.5i 20V (-ch.394999) (Cable-Câble-Seilzüge)	1997-	B5254S	2435	DOHC	228x21.8x20	<b>QKT741AF</b>	<b>Q90293</b>	<b>C1216AF</b>	<b>CCT367</b>
V70 2.5i 20V (ch.395000-539999) (Hydraulic-Hydraulique-Hydraulik)	1997-	B5254S	2435	DOHC	228x21.8x20	<b>QKT1992AF<sup>12</sup></b>	<b>Q90293</b>	<b>C1216AF</b>	-
V70 2.5i 20V (ch.395000-539999) (Hydraulic-Hydraulique-Hydraulik)	1997-	B5254S	2435	DOHC	228x21.8x20	<b>QKT2193AF<sup>16</sup></b>	<b>Q90293</b>	<b>C1216AF</b>	<b>CSC010</b>
V70 2.5i 20V (ch.540000-)	1997-	B5254S	2435	DOHC	228x21.9x20	<b>QKT2142AF<sup>12</sup></b>	-	-	-
V70 2.5i 20V (ch.540000-)	1997-	B5254S	2435	DOHC	228x21.9x20	<b>QKT2206AF<sup>16</sup></b>	-	-	<b>CSC010</b>
V70 2.5i 20V Turbo (-ch.394999)	1997-	B5254T	2435	DOHC	240x21.8x20	<b>QKT2038AF</b>	-	-	<b>CCT367</b>
V70 2.5i 20V Turbo (ch.395000-)	1997-	B5254T	2435	DOHC	240x21.8x20	<b>QKT1995AF<sup>12</sup></b>	-	-	-
V70 2.5i 20V Turbo (ch.395000-)	1997-	B5254T	2435	DOHC	240x21.8x20	<b>QKT2196AF<sup>16</sup></b>	-	-	<b>CSC010</b>
V70 2.5i 20V Turbo AWD,XC (ch.395000-)	1997-	B5254T	2435	DOHC	240x21.8x20	<b>QKT1995AF<sup>12</sup></b>	-	-	-
V70 2.5i 20V Turbo AWD,XC (ch.395000-)	1997-	B5254T	2435	DOHC	240x21.8x20	<b>QKT2196AF<sup>16</sup></b>	-	-	<b>CSC010</b>
V70 2.5 TDi (-ch.394999)	1997-	D5252T	2461	OHC	240x21.8x20	<b>QKT2040AF</b>	-	-	<b>CCT367</b>
V70 2.5 TDi (ch.395000-)	1997-	D5252T	2461	OHC	240x21.8x20	<b>QKT2140AF<sup>12</sup></b>	-	-	-
V70 2.5 TDi (ch.395000-)	1997-	D5252T	2461	OHC	240x21.8x20	<b>QKT2204AF<sup>16</sup></b>	-	-	<b>CSC010</b>
V90 2.9i 24V	11/96-5/98	B6304S, B6304G	2922	DOHC	240x21.4x20	<b>QKT2102AF<sup>13</sup></b>	-	-	-

## YUGO (ZASTAVA)

45 903cc	4/80-91	100GL064	903	OHV	170x18x20	<b>QKT502AF</b>	<b>Q90161</b>	<b>C1158AF</b>	<b>CCT151</b>
45 903cc (optional)	4/80-91	100GL064	903	OHV	180x19x17	<b>QKT284AF</b>	<b>Q90024</b>	<b>C904AF</b>	<b>CCT336</b>
55 1.1	5/84-91	128A064	1116	OHC	180x19x17	<b>QKT139AF</b>	<b>Q90225</b>	<b>C904AF</b>	<b>CCT336</b>
65 1.3	4/84-91	128A1000	1298	OHC	180x19x17	<b>QKT139AF</b>	<b>Q90225</b>	<b>C904AF</b>	<b>CCT336</b>
311 1.1	1/83-90	128A064	1116	OHC	180x19x17	<b>QKT284AF</b>	<b>Q90024</b>	<b>C904AF</b>	<b>CCT336</b>
511 1.1	1/83-90	128A064	1116	OHC	180x19x17	<b>QKT284AF</b>	<b>Q90024</b>	<b>C904AF</b>	<b>CCT336</b>
513 1.3	1/83-90	128A6064	1301	OHC	180x19x17	<b>QKT284AF</b>	<b>Q90024</b>	<b>C904AF</b>	<b>CCT336</b>
(28mm Flywheel - Volant 28mm - Schwungraddicke 28mm)									
513 1.3	1/83-90	128A6064	1301	OHC	180x19x17	<b>QKT139AF</b>	<b>Q90225</b>	<b>C904AF</b>	<b>CCT336</b>
(28mm Flywheel - Volant 28mm - Schwungraddicke 28mm)									
Sana 1.4	1989-93	160A1000	1372	OHC	180x19x17	<b>QKT500AF</b>	<b>Q90269</b>	<b>C1148AF</b>	<b>CCT336</b>
Sana 1.4 (20 spline)	1989-93	160A1000	1372	OHC	181x23x20	<b>QKT863AF</b>	<b>Q90225</b>	<b>C1102AF</b>	<b>CCT336</b>
Tempo 903cc	5/91-93	100GL064	903	OHV	180x19x17	<b>QKT284AF</b>	<b>Q90024</b>	<b>C904AF</b>	<b>CCT336</b>
Tempo 1.1	5/91-93	128A064	1116	OHC	180x19x17	<b>QKT139AF</b>	<b>Q90225</b>	<b>C904AF</b>	<b>CCT336</b>
Tempo 1.3	2/92-93	128A6064	1298	OHC	180x19x17	<b>QKT139AF</b>	<b>Q90225</b>	<b>C904AF</b>	<b>CCT336</b>

## ZAZ

Tavria 1.1	9/90-	-	1091	OHC	180x23x20	<b>QKT1741AF</b>	<b>Q90848</b>	<b>C1845AF</b>	<b>CCT596</b>
------------	-------	---	------	-----	-----------	------------------	---------------	----------------	---------------

12 2-in-1 Kit (Cover & Plate) - Kit de 2 pieces (Mécanisme & Disque) - Satz enthält nur Automat und Scheibe

13 Kit only - Vendu seulement en kit - Nur als Satz Verfügbar

16 Kit including Concentric Slave Cylinder - Kit incluant la butée hydraulique - Satz enthält Hydraulischer Zentralausrücker